



LODES



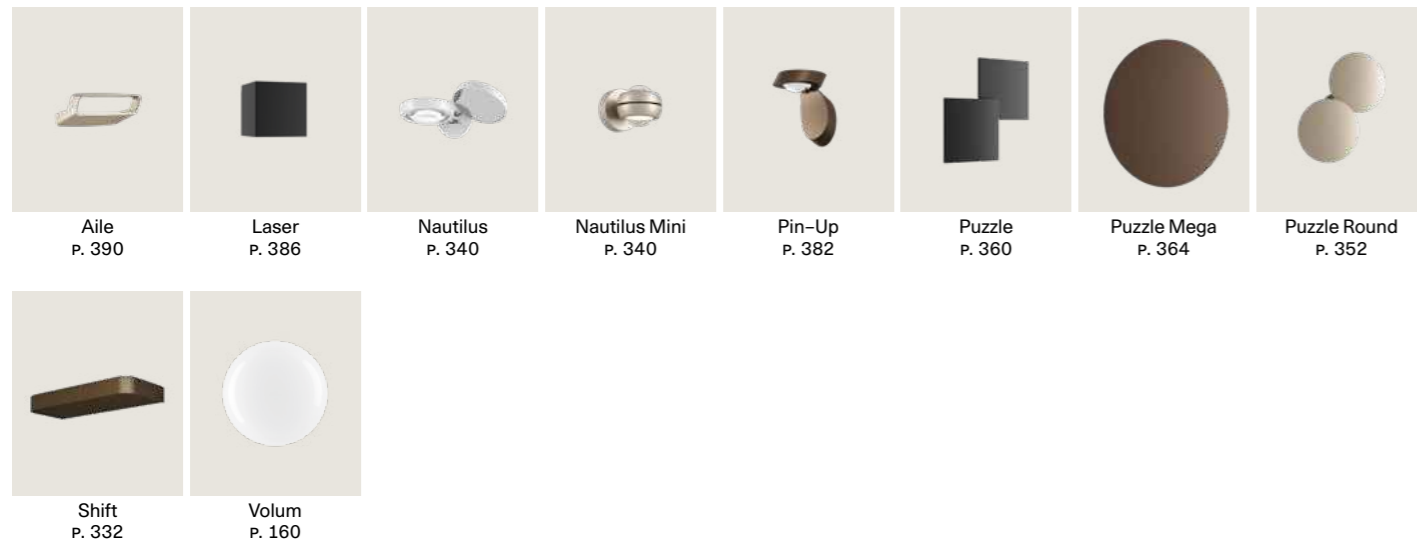
Cluster suspension lamps



Suspension lamps




Wall lamps



Ceiling lamps



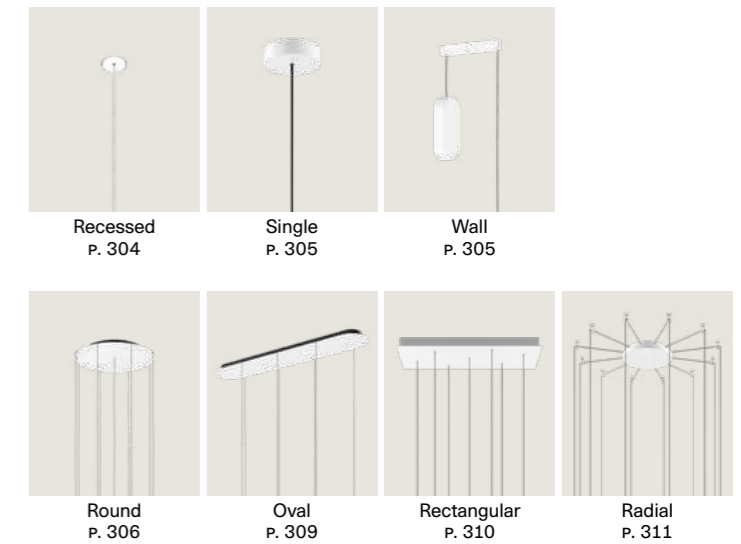
Floor & table lamps



Systems




Canopies



LODES INTERACTIVE CATALOG
Click on the index to explore the catalog. To return to this page, simply click the **BACK TO INDEX** button at the top right.

Clicca sull'indice per esplorare il catalogo. Per tornare a questa pagina, basta cliccare sul pulsante **BACK TO INDEX** in alto a destra.




Axia

Designed by Vittorio Venezia and Carolina Martinelli Year 2026

Axia is a stand-alone suspension lamp with a striking presence that reinterprets the archetype of the chandelier in a contemporary key, with a subtle and continuous design in which light, technology and decorative elements merge into a small system of order and freedom. It has a central axis that acts as a conductor and feeds the arms that branch out like interconnected elements: thus, the light is no longer bound to a cable but flows within the structure itself, enhancing the visual purity of the design. Available in a single size and in Glossy Bronze and Black Chrome finishes, *Axia* is minimalist yet highly striking, even when switched off. It fits naturally into residential settings, above dining tables or in spacious living rooms, but also in contract and hospitality spaces. The high and uniform light output amplifies the perception of a soft and comfortable light that embraces the space.

Axia è una sospensione stand-alone dalla presenza importante che reinterpreta l'archetipo del chandelier in chiave contemporanea, con un disegno sottile e continuo in cui luce, tecnica e segno decorativo si fondono in un piccolo sistema di ordine e libertà. È dotata di un asse centrale che funge da conduttore e alimenta le braccia che si diramano come elementi connessi tra loro: così la luce non è più vincolata a un cavo, ma scorre dentro la struttura stessa valorizzando la purezza visiva del progetto. Proposta in un'unica dimensione e nelle finiture Bronzo Lucido e Cromo Nero, *Axia* è minimale ma molto scenografica, anche quando è spenta. Si inserisce con naturalezza in ambito residenziale, sopra tavoli da pranzo o in living di ampio respiro, ma anche negli spazi contract e hospitality. L'output luminoso elevato e uniforme amplifica la percezione di una luce morbida e confortevole che abbraccia lo spazio.

Go to the technical info [+](#) Click to discover more [↓](#)

Axia COD. 251	CATEGORY LAMP		TYPE OF LIGHT	
	Suspension	Sospensione	Diffused light	Luce diffusa
				

NEW



Axia, FINISH Glossy Bronze. Room height 280 cm, table height 80 cm.



Axia, FINISH Black Chrome.





The central axis of the lamp is the conductor that houses the positive and negative poles – the element that binds material and light, ensuring circuit continuity and overall stability.



The PVD finish is not only aesthetic but also functional: the coating process modifies the stainless steel surface itself, allowing electrical polarity to be transmitted without the use of visible cables, preserving the visual purity of the design.



The high, diffused light output enhances the perception of a light that embraces space with natural elegance.



Axia, FINISH Black Chrome.

Axia est une suspension stand-alone à la présence saisissante qui réinterprète le lustre archétypal dans un esprit contemporain. Son design subtil et continu mêle lumière, technique et détail décoratif dans un petit système d'ordre et de liberté. Cette suspension est dotée d'un axe central qui, tel un conducteur, alimente les bras qui se déploient comme des éléments interconnectés : ainsi, la lumière n'est plus contrainte par un câble, mais circule au sein même de la structure, rehaussant la pureté visuelle du projet. Disponible en une seule taille et en finitions Bronze Brillant et Chrome noir, *Axia* est minimaliste et spectaculaire à la fois, même éteinte. Elle s'intègre naturellement dans les intérieurs résidentiels, au-dessus des tables ou dans les grands salons, mais aussi dans les espaces professionnels et hôteliers. Son éclairage puissant et uniforme amplifie la perception d'une lumière douce et confortable qui embrasse l'espace. ●FR

Axia ist eine freischwebende Pendelleuchte mit starker Präsenz, die den Archetyp des Kronleuchters in einem zeitgenössischen Stil neu interpretiert, mit einem schlanken, durchgehenden Design, in dem Licht, Technik und dekorative Elemente zu einem kleinen System aus Ordnung und Freiheit verschmelzen. Sie verfügt über eine zentrale Achse, die als Leiter fungiert und die Leuchtenarme versorgt, die sich wie miteinander verbundene Elemente verzweigen: So fließt das Licht nicht mehr durch ein Kabel sondern durch die der Struktur selbst und unterstreicht die visuelle Reinheit des Projekts. Erhältlich in einer einzigen Größe sowie in den Ausführungen Glänzendes Bronze und Schwarzes Chrom wirkt *Axia* minimalistisch, aber sehr effektiv, sogar im ausgeschalteten Zustand. Sie fügt sich natürlich in Wohnbereiche, über Esstischen oder in großzügigen Wohnzimmern, aber auch in Contract- und Hospitality-Bereichen ein. Die hohe und gleichmäßige Lichtleistung verstärkt die Wahrnehmung eines sanften und angenehmen Lichts, das den Raum einhüllt. ●DE

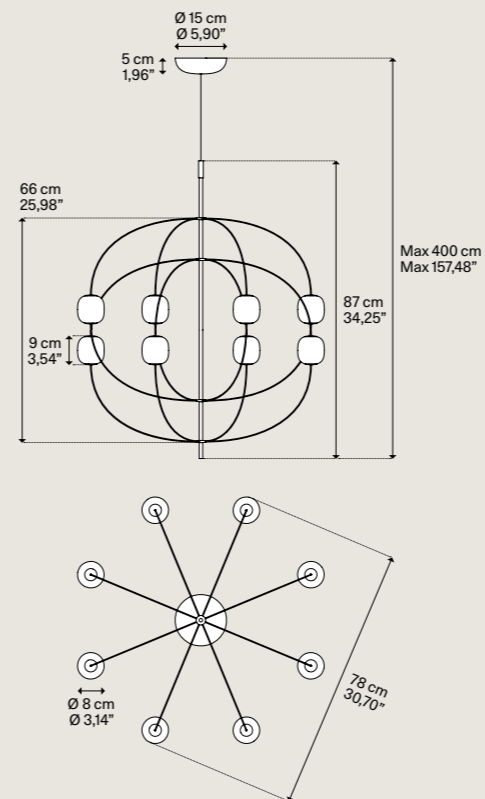
Axia es una lámpara de suspensión stand alone con una presencia importante que reinterpreta el arquetipo de la lámpara de araña en clave contemporánea, con un diseño sutil y continuo en el que la luz, la técnica y el signo decorativo se funden en un pequeño sistema de orden y libertad. Está dotada de un eje central que actúa como conductor y alimenta los brazos que se ramifican como elementos conectados entre sí: así, la luz ya no está limitada a un cable, sino que recorre la estructura, realizando la pureza visual del proyecto. Disponible en un único tamaño y en los acabados Bronce Brillante y Cromo Negro, *Axia* es minimalista pero muy escénica, incluso cuando está apagada. Se integra con naturalidad en entornos residenciales, sobre mesas de comedor o en amplios salones, pero también en espacios contract y de hostelería. La elevada y uniforme potencia luminosa amplifica la percepción de una luz suave y agradable que envuelve el espacio. ●ES

Axia – это привлекающий внимание отдельно расположенный подвесной светильник, переосмысливающий классическую люстру в современном ключе. Его тонкий и непрерывный дизайн сочетает свет, технику и декоративные детали в небольшой системе порядка и свободы. Центральная ось служит проводником и подает питание к ветвям, отходящим подобно взаимосвязанным элементам: таким образом, свет больше не ограничен кабелем, а проходит внутри самой конструкции, усиливая визуальную чистоту проекта. *Axia*, доступная одного размера и с отделками Полированная Бронза и Черный Хром, минималистична, но эффектна даже в выключенном состоянии. Светильник органично вписывается в жилые помещения, над обеденными столами или в большие гостиные, а также в офисные и гостиничные пространства. Мощный, равномерный световой поток усиливает ощущение мягкого и создающего комфорт света, заполняющего пространство. ●RU

*Axia*是一款外观引人注目的独立式悬吊灯，以当代方式重新诠释了枝形吊灯的原型。其设计巧妙且连贯，将光线、技术和装饰符号在一个秩序与自由并存的微小体系中融为一体。配有一根起到导体作用的中心轴线，这根中心轴线为那些像相互连接的元素一样向外延伸的灯臂供电：因此，灯光不再需要被迫连接一根线缆，而是在结构本身内部流动，从而彰显了设计项目的视觉纯粹性。*Axia*仅提供一种尺寸并有亮光青铜色和黑色镀铬色这两种可选饰面，即使在熄灯时，依然简洁明了但引人注目。它可自然而然地融入住宅环境，适合安装在餐桌或大型客厅的上方，但也适用于定制型空间和酒店招待场所。高度且均匀的光输出增强了柔和舒适的光线感，这份感知将空间紧拥怀中。●ZH

CATEGORY SUSPENSION LAMP NEW

Axia



Net weight	2,65 kg	Pack	1	Energy class	D
Peso netto	5,84 lbs	Colli		Classe energetica	

DESIGN Vittorio Venezia and Carolina Martinelli, 2026

Stainless steel structure
Montatura in acciaio inossidabile

- Black Chrome
Cromo Nero
- Glossy Bronze
Bronzo Lucido

Blown glass diffuser
Diffusore in vetro soffiato

- Frosted White
Bianco Satinato

Code
Codice

25121 2227

A

Code
Codice

25121 2230

B

25121 4627

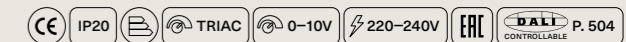
25121 4630

Light source
Sorgente luminosa

LED
2700 K
3510 lm
24 V
CRI 90
MacAdam 3-Step

LED and driver included
LED e driver inclusiLight source
Sorgente luminosa

LED
3000 K
3570 lm
24 V
CRI 90
MacAdam 3-Step

LED and driver included
LED e driver inclusi

Axia ▾ Suspension lamp NEW



Non Random

Designed by Lodes

Year 2026

Non Random reinterprets the lightness of soap bubbles and blown glass in a single, striking and highly decorative suspension lamp. The sphere – available in three sizes (33, 38 and 43 cm) and in a wide range of metallic finishes – incorporates a cap that matches the surface of the bubble, including the finish, for a uniform and refined visual effect. Hidden inside the sphere, a high-output LED light source ensures effective and enveloping illumination. Combined with the single canopies in the catalogue, *Non Random* is ideal for enhancing residential and contract spaces as a single light source with a bold and distinctive decorative style.

Non Random reinterpreta la leggerezza delle bolle di sapone e del vetro soffiato in una sospensione singola, scenografica e fortemente decorativa. La sfera – proposta in tre diametri importanti, 33, 38 e 43 cm, e in un'ampia gamma di finiture metallizzate – integra una calotta che accompagna la superficie della bolla, anche nella finitura, per una resa visiva uniforme e raffinata. Nascosta all'interno della sfera, una sorgente LED a elevato output luminoso assicura un'illuminazione efficace e avvolgente. Combinata con i rosoni singoli presenti a catalogo, *Non Random* si presta a valorizzare ambienti residenziali e contract come singolo punto luce dal segno decorativo deciso e distintivo.

Go to the technical info [+](#) Click to discover more [↓](#)

Non Random
COD. 260

CATEGORY LAMP

Suspension Sospensione

TYPE OF LIGHT

Diffused light Luce diffusa



NEW



Non Random 33, 38 and 43, FINISHES Golden Sage, Clear and Mandarin Orange.





The technopolymer cap matches the surface of the blown glass sphere, including the finish, for a uniform and refined visual effect.



Non Random réinterprète la légèreté des bulles de savon et du verre soufflé dans une suspension unique, spectaculaire et hautement décorative. La sphère – disponible en trois diamètres importants (33, 38 et 43 cm) et dans une large gamme de finitions métallisées – intègre un capuchon en plastique qui complète la surface de la bulle, jusque dans sa finition, pour un effet visuel uniforme et raffiné. Dissimulée à l'intérieur de la sphère, une source LED haute puissance assure un éclairage efficace et enveloppant. Associée aux patères simples présentées dans le catalogue, *Non Random* est idéale pour sublimer les espaces résidentiels et professionnels en apportant une touche décorative audacieuse et distinctive, grâce à un point lumineux unique. ● FR

Non Random interpretiert die Leichtigkeit von Seifenblasen und mundgeblasenem Glas in einer einzelnen, effektvollen und äußerst dekorativen Pendelleuchte neu. Die Kugel – erhältlich in drei Durchmessern (33, 38 und 43 cm) und einer großen Auswahl an Metallic-Ausführungen – verfügt über eine Kunststoffabdeckung, die sich an die Oberfläche der Blase anpasst und für ein einheitliches und raffiniertes Erscheinungsbild sorgt. Im Inneren der Kugel verborgen garantiert eine LED-Lichtquelle mit hoher Lichtleistung eine effektive und einhüllende Beleuchtung. In Kombination mit den einzelnen im Katalog enthaltenen Baldachinen eignet sich *Non Random* zur Aufwertung von Wohn- und Contract-Bereichen als einzelner Lichtpunkt mit einem markanten und unverwechselbaren dekorativen Charakter. ● DE

Non Random reinterpreta la ligereza de las pompas de jabón y del vidrio soplado en una suspensión única, escénica y muy decorativa. La esfera – disponible en tres diámetros importantes, 33, 38 y 43 cm, y en una amplia gama de acabados metalizados – integra una cubierta de plástico que acompaña la superficie de la burbuja, también en el acabado, para un resultado visual uniforme y refinado. Oculta en el interior de la esfera, una fuente LED de alta potencia luminosa que garantiza una iluminación eficaz y envolvente. Combinada con los florones individuales que aparecen en el catálogo, *Non Random* se presta a realzar ambientes residenciales y contract como punto de luz único con un signo decorativo decidido y distintivo. ● ES

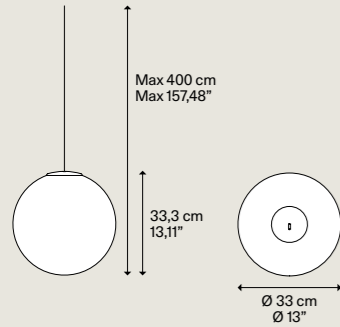
Non Random переосмысливает легкость мыльных пузырей и выдувного стекла, воплощенную в едином, эффектном и ярко декоративном подвесном светильнике. Сфера с тремя вариантами диаметра, 33, 38 и 43 см, с широким выбором металлических отделок, имеет интегрированный пластиковый колпак, следующий за поверхностью пузыря, в том числе в отделке, создавая однородный и изысканный визуальный эффект. Скрытый внутри сферы мощный светодиодный источник обеспечивает эффективное и обволакивающее освещение. В сочетании с отдельными креплениями, представленными в каталоге, *Non Random* идеально подходит для освещения жилых и коммерческих помещений в качестве одиночной световой точки, привнося яркий и выразительный декоративный штрих. ● RU

Non Random 将肥皂泡和吹制玻璃的轻盈感重新演绎为一款造型优美且极具装饰性的吊灯。这款灯的球体有三种较大直径可选，分别为33厘米、38厘米和43厘米，并提供多款金属饰面。球体配有一个塑料材质的外壳，与气泡表面相匹配，甚至在饰面方面也保持一致，从而产生均匀精致的视觉效果。球体内部隐藏着一个高输出LED光源，可确保有效且迷人的照明。与产品目录中的单头吸顶灯座组合使用，*Non Random* 非常适合作为单个照明点，以大胆而独特的装饰手法为住宅环境和定制型空间增添光彩。● ZH

Clear Trasparente	Glossy Smoke Fumo Lucido	Glossy Bronze Bronzo Lucido	Mandarin Orange Arancio Vivace	Golden Sage Salvia Dorata	Deep Azure Steel Azzurro Metall. Intenso
Non Random 33 » Suspension lamp NEW					
Non Random 38 » Suspension lamp NEW					
Non Random 43 » Suspension lamp NEW					

CATEGORY SUSPENSION LAMP **NEW**

Non Random 33



DESIGN Lodes, 2026

Blown glass diffuser
Diffusore in vetro soffiato

- Clear
Trasparente
- Glossy Smoke
Fumo Lucido
- Glossy Bronze
Bronzo Lucido
- Mandarin Orange NEW
Arancio Vivace
- Golden Sage NEW
Salvia Dorata
- Deep Azure Steel NEW
Azzurro Metallizzato Intenso

Metal and technopolymer structure
Struttura in metallo e tecnopolimero

- Frosted White
Bianco Satinato
- Glossy Smoke
Fumo Lucido
- Glossy Bronze
Bronzo Lucido
- Mandarin Orange NEW
Arancio Vivace
- Golden Sage NEW
Salvia Dorata
- Deep Azure Steel NEW
Azzurro Metallizzato Intenso

Code
Codice

- 26011 0023
- 26011 4323
- 26011 4623
- 26011 5823
- 26011 7123
- 26011 8623

Light source
Sorgente luminosa

LED
Turnable White

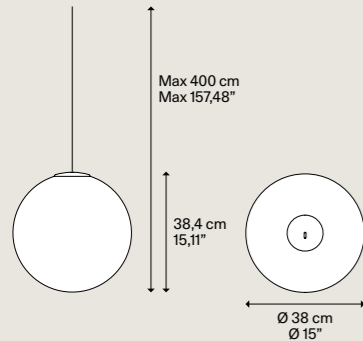
7 W
2200 K → 1214 lm
2700 K → 1272 lm
3000 K → 1330 lm
350 mA
CRI 90
MacAdam 3-Step
LED and driver included
LED e driver inclusi

Net weight 1,15 kg / 2,53 lbs | Pack Colli 2 | Energy class Classe energetica C



NEW

Non Random 38



Blown glass diffuser
Diffusore in vetro soffiato

- Clear
Trasparente
- Glossy Smoke
Fumo Lucido
- Glossy Bronze
Bronzo Lucido
- Mandarin Orange NEW
Arancio Vivace
- Golden Sage NEW
Salvia Dorata
- Deep Azure Steel NEW
Azzurro Metallizzato Intenso

Metal and technopolymer structure
Struttura in metallo e tecnopolimero

- Frosted White
Bianco Satinato
- Glossy Smoke
Fumo Lucido
- Glossy Bronze
Bronzo Lucido
- Mandarin Orange NEW
Arancio Vivace
- Golden Sage NEW
Salvia Dorata
- Deep Azure Steel NEW
Azzurro Metallizzato Intenso

Code
Codice

- 26012 0023
- 26012 4323
- 26012 4623
- 26012 5823
- 26012 7123
- 26012 8623

Light source
Sorgente luminosa

LED
Turnable White

7 W
2200 K → 1214 lm
2700 K → 1272 lm
3000 K → 1330 lm
350 mA
CRI 90
MacAdam 3-Step
LED and driver included
LED e driver inclusi

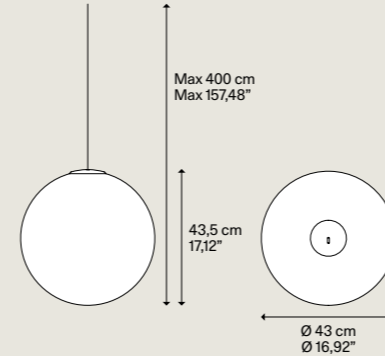
Net weight 1,30 kg / 2,86 lbs | Pack Colli 2 | Energy class Classe energetica C



The lamps must be installed on single canopies ▶ P. 304–305 or on the DOUBLEZERO7 System ▶ P. 434–475
Le lampade devono essere installate su rosoni singoli ▶ P. 304–305 o su sistema DOUBLEZERO7 ▶ P. 434–475

CATEGORY SUSPENSION LAMP **NEW**

Non Random 43



DESIGN Lodes, 2026

Blown glass diffuser
Diffusore in vetro soffiato

- Clear
Trasparente
- Glossy Smoke
Fumo Lucido
- Glossy Bronze
Bronzo Lucido
- Mandarin Orange NEW
Arancio Vivace
- Golden Sage NEW
Salvia Dorata
- Deep Azure Steel NEW
Azzurro Metallizzato Intenso

Metal and technopolymer structure
Struttura in metallo e tecnopolimero

- Frosted White
Bianco Satinato
- Glossy Smoke
Fumo Lucido
- Glossy Bronze
Bronzo Lucido
- Mandarin Orange NEW
Arancio Vivace
- Golden Sage NEW
Salvia Dorata
- Deep Azure Steel NEW
Azzurro Metallizzato Intenso

Code
Codice

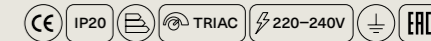
- 26013 0023
- 26013 4323
- 26013 4623
- 26013 5823
- 26013 7123
- 26013 8623

Light source
Sorgente luminosa

LED
Turnable White

7 W
2200 K → 1214 lm
2700 K → 1272 lm
3000 K → 1330 lm
350 mA
CRI 90
MacAdam 3-Step
LED and driver included
LED e driver inclusi

Net weight 1,90 kg / 4,18 lbs | Pack Colli 2 | Energy class Classe energetica C



The lamps must be installed on single canopies ▶ P. 304–305 or on the DOUBLEZERO7 System ▶ P. 434–475
Le lampade devono essere installate su rosoni singoli ▶ P. 304–305 o su sistema DOUBLEZERO7 ▶ P. 434–475

Random Stick

Designed by Chia-Ying Lee

Year 2024, 2026

Random Stick expands the collection of the same name designed by Chia-Ying Lee with a stand-alone pendant lamp that is simple yet highly decorative. Random's delicate spheres of light are placed on a hexagonal bar, like fragile soap bubbles that brush against the surface before taking flight again. Available in several lengths – 100 and 150 cm, and now also 120 and 180 cm to respond even more precisely to project requirements – it is ideal for illuminating elongated surfaces of various sizes, such as dining tables or bar and restaurant counters. The spheres, available in eight finishes – including the new Pale Gold, Mandarin Orange, Golden Sage and Deep Azure Steel – can be freely combined with bars in Polished Gold and Black Chrome to create original colour combinations and striking lighting effects. The LED modules integrated into the lower part complement the light diffused by the spheres, ensuring uniform downward illumination.

Random Stick amplia l'omonima collezione firmata da Chia-Ying Lee con una lampada a sospensione stand-alone dal carattere essenziale ma fortemente decorativo. Le delicate sfere di luce di Random trovano posto su una barra esagonale, come fossero fragili bolle di sapone che ne sfiorano la superficie prima di riprendere il volo. Disponibile in più lunghezze – da 100 e 150 cm, e ora anche 120 e 180 cm per rispondere in modo ancora più preciso alle esigenze di progetto – si presta a illuminare superfici allungate di diverse dimensioni, come tavoli da pranzo o banconi di bar e ristoranti. Le sfere, proposte in otto finiture – tra cui le nuove Pale Gold, Mandarin Orange, Golden Sage e Deep Azure Steel –, possono essere liberamente abbinare alle barre nei colori Oro Lucido e Cromo Nero, per creare originali accostamenti cromatici e suggestivi effetti luminosi. I moduli LED integrati nella parte inferiore completano la luce diffusa dalle sfere, garantendo un'illuminazione uniforme verso il basso.



Go to the technical info [+](#)

Click to discover more [↘](#)

Random Stick COD. 234	CATEGORY LAMP		TYPE OF LIGHT	
	Suspension	Sospensione	Diffused light Diffused symmetric light	Luce diffusa Luce simmetrica diffusa


NEW







046 Random Stick short, FINISH Frosted White – Structure Black Chrome.



Random Stick, FINISHES Frosted White and Deep Azure Steel – Structure Black Chrome.





Random Stick short ↘ Suspension lamp



Random Stick medium ↘ Suspension lamp

NEW



Random Stick long ↘ Suspension lamp



Random Stick XL ↘ Suspension lamp

NEW



Random Stick élargit la collection du même nom conçue par Chia-Ying Lee avec une suspension stand-alone au caractère essentiel mais fortement décoratif. Les délicates sphères de lumière délicate de *Random* reposent sur une barre hexagonale, faisant penser à de fragiles bulles de savon qui effleurent la surface avant de s'envoler. Disponibles en plusieurs longueurs – 100 et 150 cm, qui s'ajoutent aux versions 120 et 180 cm – pour répondre encore plus précisément aux spécificités de chaque projet pour illuminer la longueur de surfaces telles que des tables ou des comptoirs de bars et de restaurants. Les sphères, disponibles en huit finitions – dont les nouvelles teintes Pale Gold, Mandarin Orange, Golden Sage et Deep Azure Steel – peuvent être librement associées aux barres en Or poli et Chrome noir pour créer des combinaisons de couleurs originales et des effets lumineux saisissants. Les modules LED intégrés dans la partie inférieure complètent la lumière diffusée par les sphères, assurant ainsi un éclairage uniforme vers le bas. ● FR

Random Stick erweitert die von Chia-Ying Lee entworfene gleichnamige Kollektion um eine freischwebende Pendelleuchte mit essentiell, aber sehr dekorativem Charakter. Die poetischen Lichtkugeln von *Random* finden ihren Platz auf einem sechseckigen Stab, als wären sie zerbrechliche Seifenblasen, die die Oberfläche kurz berühren, um anschließend wieder in die aufzusteigen. Erhältlich in verschiedenen Längen – von 100 und 150 cm, jetzt auch 120 und 180 cm, um noch präziser auf die Anforderungen des Projekts einzugehen – eignet sie sich für die Beleuchtung länglicher Flächen unterschiedlicher Größe, wie Esstische oder Theken in Bars und Restaurants. Die Kugeln, die in acht Ausführungen erhältlich sind – darunter die neuen Farbtöne Pale Gold, Mandarin Orange, Golden Sage und Deep Azure Steel – können frei mit den Schienen in den Farbtönen Glänzendes Gold und Schwarzes Chrom Weiß kombiniert werden, um originelle Farbkombinationen und suggestive Lichteffekte zu erzielen. Die im unteren Teil integrierten LED-Module ergänzen das von den Kugeln ausgestrahlte Licht und sorgen für eine gleichmäßige nach unten gerichtete Beleuchtung. ● DE

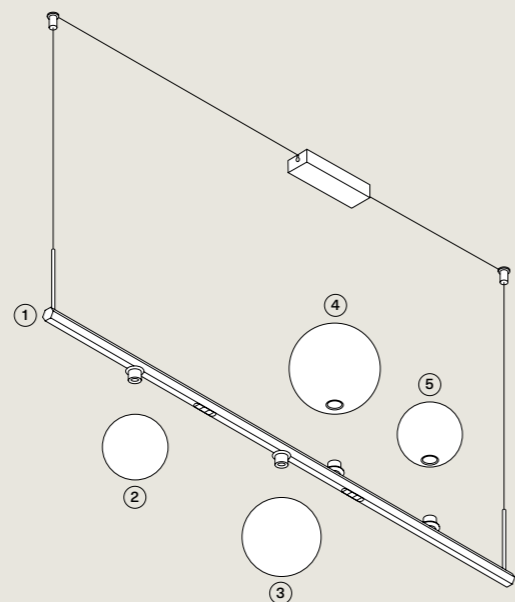
Random Stick amplía la colección del mismo nombre firmada por Chia-Ying Lee con una lámpara de suspensión stand alone con un carácter esencial y muy decorativo. Las delicada esferas de luz de *Random* tienen cabida en una barra hexagonal, como si fueran frágiles pompas de jabón que rozan la superficie antes de reanudar el vuelo. Disponible en varias longitudes – de 100 y 150 cm, y ahora también 120 y 180 cm para responder con mayor precisión a las necesidades del proyecto – es ideal para iluminar superficies alargadas de distintos tamaños, como mesas de comedor o barras de bares y restaurantes. Las esferas, disponibles en ocho acabados – entre los que se incluyen los nuevos Pale Gold, Mandarin Orange, Golden Sage y Deep Azure Steel –, pueden combinarse libremente con las barras en los colores Oro Brillante y Cromo Negro, para crear originales combinaciones cromáticas y sugerentes efectos luminosos. Los módulos LED integrados en la parte inferior completan la luz que difunden las esferas, garantizando una iluminación uniforme hacia abajo. ● ES

Random Stick расширяет одноименную коллекцию, разработанную Чиа-Ин Ли, отдельным подвесным светильником, обладающим простотой, и, одновременно, выраженной декоративностью. Деликатные световые сферы *Random* крепятся на шестигранный стержень, как хрупкие мыльные пузыри, легко дотрагивающиеся до поверхности перед тем, как улететь в небо. Светильник доступен с различными вариантами длины: 100 и 150 см, а также 120 и 180 см для более полного соответствия требованиям проекта. Он идеально подходит для освещения удлиненных поверхностей различных размеров, таких как обеденные столы, барные и ресторанские стойки. Сферы, доступные в восьми вариантах отделки, включая новые Pale Gold, Mandarin Orange, Golden Sage и Deep Azure Steel, можно свободно комбинировать со стержнями следующих оттенков: Блестящее Золото и Черный Хром. Вместе они создают оригинальные хроматические сочетания и яркие световые эффекты. Светодиодные модули, встроенные в нижнюю часть, дополняют свет, рассеиваемый сферами, обеспечивая равномерное освещение снизу вверх. ● RU

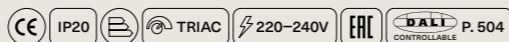
Random Stick 以一款特征朴素但具有高度装饰性的独立悬挂灯扩展了由李佳颖设计的同名系列。*Random* 的细腻灯球位于一条六角形条杆上，就像脆弱的肥皂泡一样，于再次飞起之前掠过表面。提供多种可选长度—100厘米和150厘米，现在还有120厘米和180厘米，以便更为精准地响应项目需求。适合于照亮各种尺寸的细长表面，例如餐桌或酒吧和餐厅的吧台。球体提供八种可选饰面，其中包含全新的Pale Gold、Mandarin Orange、Golden Sage和Deep Azure Steel。它们可与亮光金色和黑铬色等颜色的灯条自由组合，创造出原创性色彩组合以及迷人的灯光效果。集成在下方的LED模块与球体漫射的光线相辅相成，从而确保向下的均匀照明。● ZH

Random Stick short

Description Descrizione	Dimensions Dimensioni	
Metal structure Montatura in metallo	100 cm 39,37"	①
Blown glass sphere Sfera in vetro soffiato	Ø 10 cm Ø 3,93"	②
Blown glass sphere Sfera in vetro soffiato	Ø 12 cm Ø 4,72"	③
Blown glass sphere Sfera in vetro soffiato	Ø 14 cm Ø 5,51"	④
Blown glass sphere Sfera in vetro soffiato	Ø 10 cm Ø 3,93"	⑤

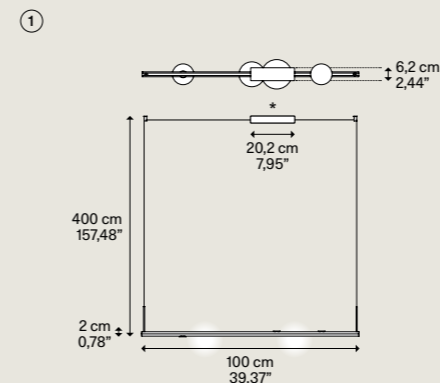


Net weight Peso netto	1,83 kg 4,03 lbs	Pack Colli	5	Energy class Classe energetica	D
--------------------------	---------------------	---------------	---	-----------------------------------	---



For the product coding, see table ► P. 062
Per la codifica del prodotto, consultare la tabella ► P. 062

Random Stick short



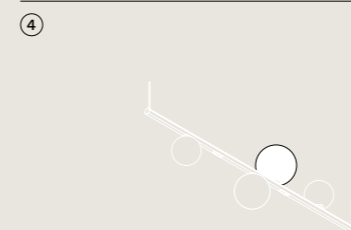
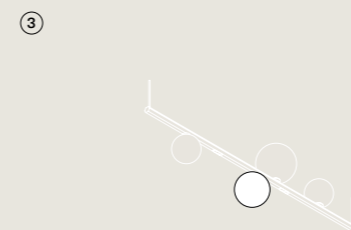
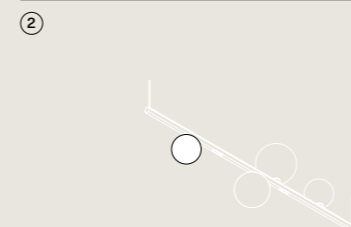
* Adjustable canopy position
* Posizione del rosone regolabile

Metal structure Montatura in metallo		Code Codice	Code Codice
I Black Chrome	Cromo Nero	23420M 2227	23420M 2230
II Glossy Gold	Oro Lucido	23420M 5027	23420M 5030



Light source Sorgente luminosa		Code Codice
LED 2700 2x 3 W + 4x 1 W 1500 Diffused light > 600 lm Direct light > 900 lm 350 CRI 90 MacAdam 3-Step	K Im mA	A
LED 3000 2x 3 W + 4x 1 W 1600 Diffused light > 640 lm Direct light > 960 lm 350 CRI 90 MacAdam 3-Step	K Im mA	B

Description Descrizione	Blown glass diffuser Diffusore in vetro soffiato	Code Codice
Blown glass sphere Ø 10 cm/3,93" Sfera in vetro soffiato Ø 10 cm/3,93"	III Clear IV Frosted White V Glossy Smoke VI Pale Gold NEW VII Glossy Bronze VIII Mandarin Orange NEW IX Golden Sage NEW X Deep Azure Steel NEW	Trasparente Bianco Satinato Fumo Lucido Oro Chiaro NEW Bronzo Lucido Arancio Vivace NEW Salvia Dorata NEW Azzurro Met. Intenso NEW



Description Descrizione	Blown glass diffuser Diffusore in vetro soffiato	Code Codice
Blown glass sphere Ø 12 cm/4,72" Sfera in vetro soffiato Ø 12 cm/4,72"	III Clear IV Frosted White V Glossy Smoke VI Pale Gold NEW VII Glossy Bronze VIII Mandarin Orange NEW IX Golden Sage NEW X Deep Azure Steel NEW	Trasparente Bianco Satinato Fumo Lucido Oro Chiaro NEW Bronzo Lucido Arancio Vivace NEW Salvia Dorata NEW Azzurro Met. Intenso NEW



Description Descrizione	Blown glass diffuser Diffusore in vetro soffiato	Code Codice
Blown glass sphere Ø 14 cm/5,51" Sfera in vetro soffiato Ø 14 cm/5,51"	III Clear IV Frosted White V Glossy Smoke VI Pale Gold NEW VII Glossy Bronze VIII Mandarin Orange NEW IX Golden Sage NEW X Deep Azure Steel NEW	Trasparente Bianco Satinato Fumo Lucido Oro Chiaro NEW Bronzo Lucido Arancio Vivace NEW Salvia Dorata NEW Azzurro Met. Intenso NEW

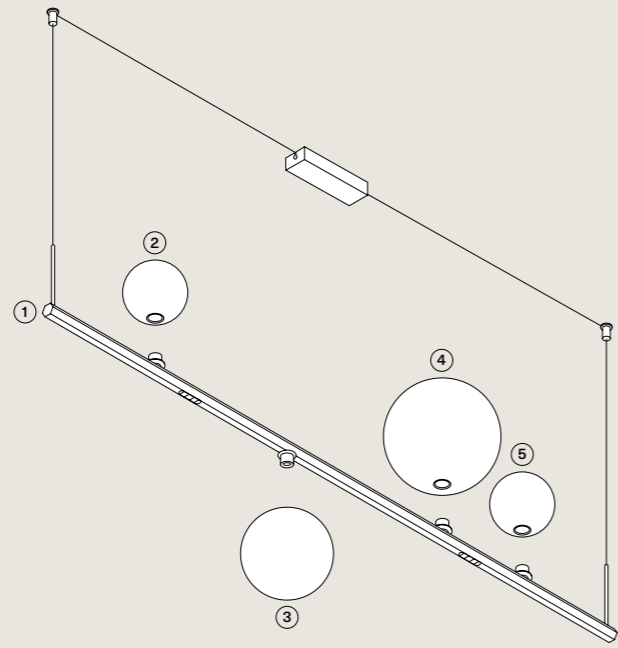


Description Descrizione	Blown glass diffuser Diffusore in vetro soffiato	Code Codice
Blown glass sphere Ø 10 cm/3,93" Sfera in vetro soffiato Ø 10 cm/3,93"	III Clear IV Frosted White V Glossy Smoke VI Pale Gold NEW VII Glossy Bronze VIII Mandarin Orange NEW IX Golden Sage NEW X Deep Azure Steel NEW	Trasparente Bianco Satinato Fumo Lucido Oro Chiaro NEW Bronzo Lucido Arancio Vivace NEW Salvia Dorata NEW Azzurro Met. Intenso NEW

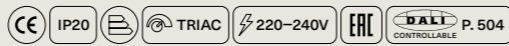


Random Stick medium

Description Descrizione	Dimensions Dimensioni	
Metal structure Montatura in metallo	120 cm 47,24"	①
Blown glass sphere Sfera in vetro soffiato	Ø 10 cm Ø 3,93"	②
Blown glass sphere Sfera in vetro soffiato	Ø 14 cm Ø 5,51"	③
Blown glass sphere Sfera in vetro soffiato	Ø 18 cm Ø 7,08"	④
Blown glass sphere Sfera in vetro soffiato	Ø 10 cm Ø 3,93"	⑤

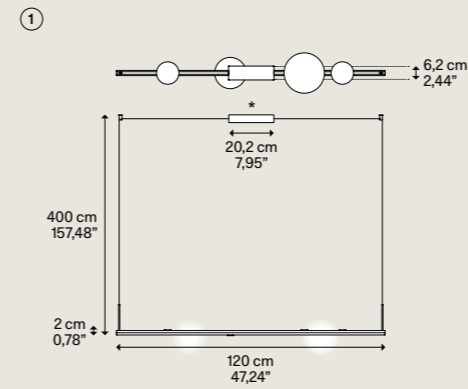


Net weight Peso netto	1,95 kg 4,29 lbs	Pack Colli	5	Energy class Classe energetica	D
--------------------------	---------------------	---------------	---	-----------------------------------	---



For the product coding, see table ► P. 063
Per la codifica del prodotto, consultare la tabella ► P. 063

Random Stick medium



* Adjustable canopy position
* Posizione del rosone regolabile

Metal structure Montatura in metallo		Code Codice	A Code Codice
I Black Chrome	Cromo Nero	23424M 2227	23424M 2230
II Glossy Gold	Oro Lucido	23424M 5027	23424M 5030



Light source Sorgente luminosa	A	Light source Sorgente luminosa	B
LED 2700 2x 3 W + 4x 1 W 1500 Diffused light > 600 lm Direct light > 900 lm 350 CRI 90 MacAdam 3-Step	K Im	LED 3000 2x 3 W + 4x 1 W 1600 Diffused light > 640 lm Direct light > 960 lm 350 CRI 90 MacAdam 3-Step	K Im
LED and driver included LED e driver inclusi		LED and driver included LED e driver inclusi	

Description Descrizione	Blown glass diffuser Diffusore in vetro soffiato	Code Codice
Blown glass sphere Ø 10 cm/3,93" Sfera in vetro soffiato Ø 10 cm/3,93"	III Clear IV Frosted White V Glossy Smoke VI Pale Gold <i>NEW</i> VII Glossy Bronze VIII Mandarin Orange <i>NEW</i> IX Golden Sage <i>NEW</i> X Deep Azure Steel <i>NEW</i>	Trasparente Bianco Satinato Fumo Lucido Oro Chiaro <i>NEW</i> Bronzo Lucido Arancio Vivace <i>NEW</i> Salvia Dorata <i>NEW</i> Azzurro Met. Intenso <i>NEW</i>



Description Descrizione	Blown glass diffuser Diffusore in vetro soffiato	Code Codice
Blown glass sphere Ø 14 cm/5,51" Sfera in vetro soffiato Ø 14 cm/5,51"	III Clear IV Frosted White V Glossy Smoke VI Pale Gold <i>NEW</i> VII Glossy Bronze VIII Mandarin Orange <i>NEW</i> IX Golden Sage <i>NEW</i> X Deep Azure Steel <i>NEW</i>	Trasparente Bianco Satinato Fumo Lucido Oro Chiaro <i>NEW</i> Bronzo Lucido Arancio Vivace <i>NEW</i> Salvia Dorata <i>NEW</i> Azzurro Met. Intenso <i>NEW</i>



Description Descrizione	Blown glass diffuser Diffusore in vetro soffiato	Code Codice
Blown glass sphere Ø 18 cm/7,08" Sfera in vetro soffiato Ø 18 cm/7,08"	III Clear IV Frosted White V Glossy Smoke VI Pale Gold <i>NEW</i> VII Glossy Bronze VIII Mandarin Orange <i>NEW</i> IX Golden Sage <i>NEW</i> X Deep Azure Steel <i>NEW</i>	Trasparente Bianco Satinato Fumo Lucido Oro Chiaro <i>NEW</i> Bronzo Lucido Arancio Vivace <i>NEW</i> Salvia Dorata <i>NEW</i> Azzurro Met. Intenso <i>NEW</i>

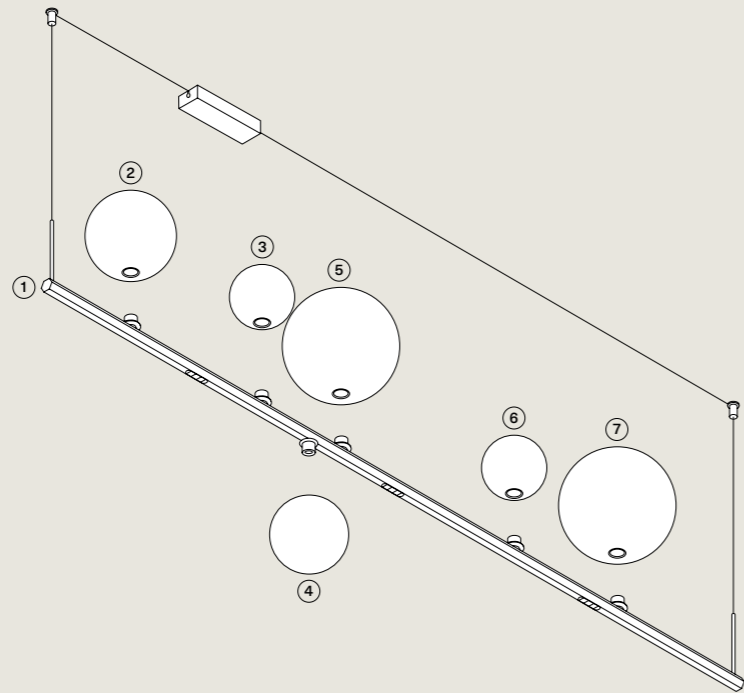


Description Descrizione	Blown glass diffuser Diffusore in vetro soffiato	Code Codice
Blown glass sphere Ø 10 cm/3,93" Sfera in vetro soffiato Ø 10 cm/3,93"	III Clear IV Frosted White V Glossy Smoke VI Pale Gold <i>NEW</i> VII Glossy Bronze VIII Mandarin Orange <i>NEW</i> IX Golden Sage <i>NEW</i> X Deep Azure Steel <i>NEW</i>	Trasparente Bianco Satinato Fumo Lucido Oro Chiaro <i>NEW</i> Bronzo Lucido Arancio Vivace <i>NEW</i> Salvia Dorata <i>NEW</i> Azzurro Met. Intenso <i>NEW</i>

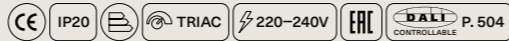


Random Stick long

Description Descrizione	Dimensions Dimensioni	
Metal structure Montatura in metallo	150 cm 59,05"	①
Blown glass sphere Sfera in vetro soffiato	Ø 14 cm Ø 5,51"	②
Blown glass sphere Sfera in vetro soffiato	Ø 10 cm Ø 3,93"	③
Blown glass sphere Sfera in vetro soffiato	Ø 12 cm Ø 4,72"	④
Blown glass sphere Sfera in vetro soffiato	Ø 18 cm Ø 7,08"	⑤
Blown glass sphere Sfera in vetro soffiato	Ø 10 cm Ø 3,93"	⑥
Blown glass sphere Sfera in vetro soffiato	Ø 18 cm Ø 7,08"	⑦

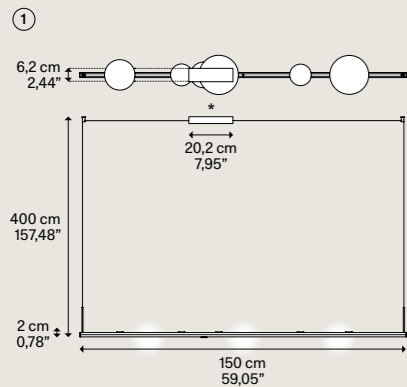


Net weight Peso netto	2,84 kg 6,26 lbs	Pack Colli	7	Energy class Classe energetica	D
--------------------------	---------------------	---------------	---	-----------------------------------	---



For the product coding, see table ► P. 064
Per la codifica del prodotto, consultare la tabella ► P. 064

Random Stick long



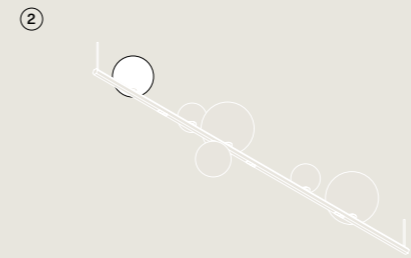
Metal structure Montatura in metallo		Code Codice	A	Code Codice	B
I Black Chrome	Cromo Nero	23421M 2227		23421M 2230	
II Glossy Gold	Oro Lucido	23421M 5027		23421M 5030	



Light source Sorgente luminosa	A	Light source Sorgente luminosa	B
LED 2700 K 3x 3 W + 6x 1 W 2250 lm Diffused light ↘ 900 lm Direct light ↘ 1350 lm 350 mA CRI 90 MacAdam 3-Step		LED 3000 K 3x 3 W + 6x 1 W 2400 lm Diffused light ↘ 980 lm Direct light ↘ 1720 lm 350 mA CRI 90 MacAdam 3-Step	
LED and driver included LED e driver inclusi		LED and driver included LED e driver inclusi	

* Adjustable canopy position
* Posizione del rosone regolabile

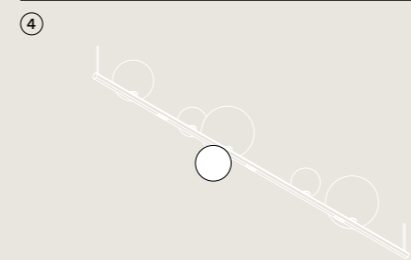
Random Stick long



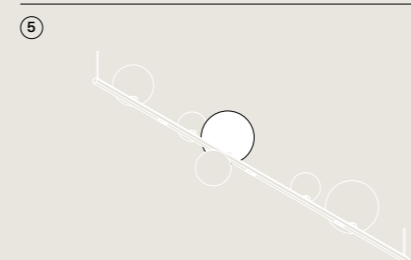
Description Descrizione	Blown glass diffuser Diffusore in vetro soffiato	Code Codice
Blown glass sphere Ø 14 cm/5,51" Sfera in vetro soffiato Ø 14 cm/5,51"	III Clear Trasparente	17112V 00
	IV Frosted White Bianco Satinato	17112V 13
	V Glossy Smoke Fumo Lucido	17112V 43
	VI Pale Gold <i>NEW</i> Oro Chiaro <i>NEW</i>	17112V 45
	VII Glossy Bronze Bronzo Lucido	17112V 46
	VIII Mandarin Orange <i>NEW</i> Arancio Vivace <i>NEW</i>	17112V 58
	IX Golden Sage <i>NEW</i> Salvia Dorata <i>NEW</i>	17112V 71
	X Deep Azure Steel <i>NEW</i> Azzurro Met. Intenso <i>NEW</i>	17112V 86



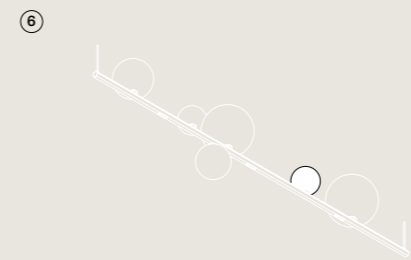
Description Descrizione	Blown glass diffuser Diffusore in vetro soffiato	Code Codice
Blown glass sphere Ø 10 cm/3,93" Sfera in vetro soffiato Ø 10 cm/3,93"	III Clear Trasparente	17110V 00
	IV Frosted White Bianco Satinato	17110V 13
	V Glossy Smoke Fumo Lucido	17110V 43
	VI Pale Gold <i>NEW</i> Oro Chiaro <i>NEW</i>	17110V 45
	VII Glossy Bronze Bronzo Lucido	17110V 46
	VIII Mandarin Orange <i>NEW</i> Arancio Vivace <i>NEW</i>	17110V 58
	IX Golden Sage <i>NEW</i> Salvia Dorata <i>NEW</i>	17110V 71
	X Deep Azure Steel <i>NEW</i> Azzurro Met. Intenso <i>NEW</i>	17110V 86



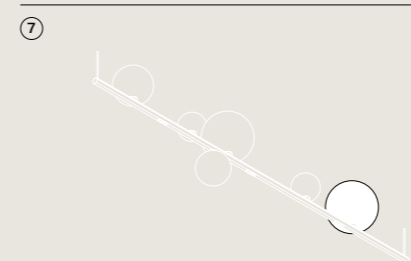
Description Descrizione	Blown glass diffuser Diffusore in vetro soffiato	Code Codice
Blown glass sphere Ø 12 cm/4,72" Sfera in vetro soffiato Ø 12 cm/4,72"	III Clear Trasparente	17111V 00
	IV Frosted White Bianco Satinato	17111V 13
	V Glossy Smoke Fumo Lucido	17111V 43
	VI Pale Gold <i>NEW</i> Oro Chiaro <i>NEW</i>	17111V 45
	VII Glossy Bronze Bronzo Lucido	17111V 46
	VIII Mandarin Orange <i>NEW</i> Arancio Vivace <i>NEW</i>	17111V 58
	IX Golden Sage <i>NEW</i> Salvia Dorata <i>NEW</i>	17111V 71
	X Deep Azure Steel <i>NEW</i> Azzurro Met. Intenso <i>NEW</i>	17111V 86



Description Descrizione	Blown glass diffuser Diffusore in vetro soffiato	Code Codice
Blown glass sphere Ø 18 cm/7,08" Sfera in vetro soffiato Ø 18 cm/7,08"	III Clear Trasparente	17113V 00
	IV Frosted White Bianco Satinato	17113V 13
	V Glossy Smoke Fumo Lucido	17113V 43
	VI Pale Gold <i>NEW</i> Oro Chiaro <i>NEW</i>	17113V 45
	VII Glossy Bronze Bronzo Lucido	17113V 46
	VIII Mandarin Orange <i>NEW</i> Arancio Vivace <i>NEW</i>	17113V 58
	IX Golden Sage <i>NEW</i> Salvia Dorata <i>NEW</i>	17113V 71
	X Deep Azure Steel <i>NEW</i> Azzurro Met. Intenso <i>NEW</i>	17113V 86



Description Descrizione	Blown glass diffuser Diffusore in vetro soffiato	Code Codice
Blown glass sphere Ø 10 cm/3,93" Sfera in vetro soffiato Ø 10 cm/3,93"	III Clear Trasparente	17110V 00
	IV Frosted White Bianco Satinato	17110V 13
	V Glossy Smoke Fumo Lucido	17110V 43
	VI Pale Gold <i>NEW</i> Oro Chiaro <i>NEW</i>	17110V 45
	VII Glossy Bronze Bronzo Lucido	17110V 46
	VIII Mandarin Orange <i>NEW</i> Arancio Vivace <i>NEW</i>	17110V 58
	IX Golden Sage <i>NEW</i> Salvia Dorata <i>NEW</i>	17110V 71
	X Deep Azure Steel <i>NEW</i> Azzurro Met. Intenso <i>NEW</i>	17110V 86

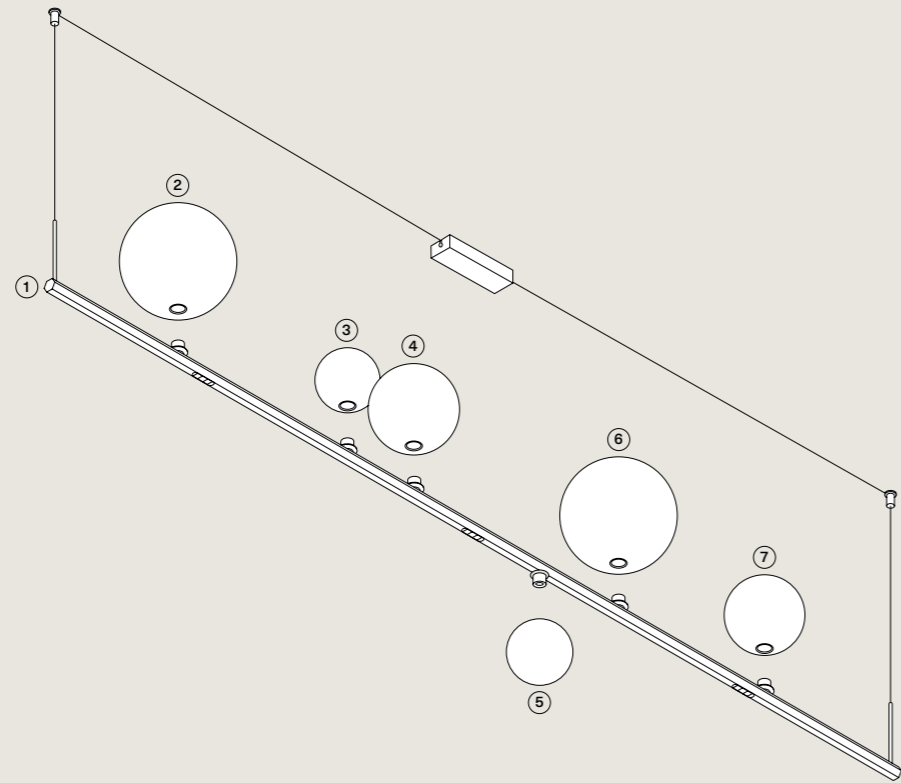


Description Descrizione	Blown glass diffuser Diffusore in vetro soffiato	Code Codice
Blown glass sphere Ø 18 cm/7,08" Sfera in vetro soffiato Ø 18 cm/7,08"	III Clear Trasparente	17113V 00
	IV Frosted White Bianco Satinato	17113V 13
	V Glossy Smoke Fumo Lucido	17113V 43
	VI Pale Gold <i>NEW</i> Oro Chiaro <i>NEW</i>	17113V 45
	VII Glossy Bronze Bronzo Lucido	17113V 46
	VIII Mandarin Orange <i>NEW</i> Arancio Vivace <i>NEW</i>	17113V 58
	IX Golden Sage <i>NEW</i> Salvia Dorata <i>NEW</i>	17113V 71
	X Deep Azure Steel <i>NEW</i> Azzurro Met. Intenso <i>NEW</i>	17113V 86

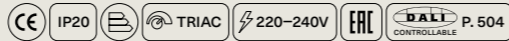


Random Stick XL

Description Descrizione	Dimensions Dimensioni	
Metal structure Montatura in metallo	180 cm 70,86"	①
Blown glass sphere Sfera in vetro soffiato	Ø 18 cm Ø 7,08"	②
Blown glass sphere Sfera in vetro soffiato	Ø 10 cm Ø 3,93"	③
Blown glass sphere Sfera in vetro soffiato	Ø 14 cm Ø 5,51"	④
Blown glass sphere Sfera in vetro soffiato	Ø 10 cm Ø 3,93"	⑤
Blown glass sphere Sfera in vetro soffiato	Ø 18 cm Ø 7,08"	⑥
Blown glass sphere Sfera in vetro soffiato	Ø 12 cm Ø 4,72"	⑦

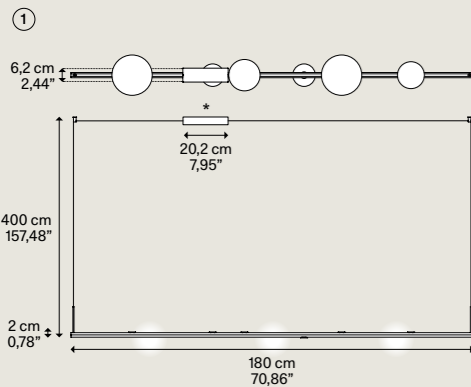


Net weight Peso netto	2,97 kg 6,54 lbs	Pack Colli	7	Energy class Classe energetica	D
--------------------------	---------------------	---------------	---	-----------------------------------	---



For the product coding, see table ► P. 065
Per la codifica del prodotto, consultare la tabella ► P. 065

Random Stick XL



Metal structure Montatura in metallo		Code Codice	A	Code Codice	B
I Black Chrome	Cromo Nero	23425M 2227		23425M 2230	
II Glossy Gold	Oro Lucido	23425M 5027		23425M 5030	



Light source Sorgente luminosa	A	Light source Sorgente luminosa	B
LED 2700 K 3x 3 W + 6x 1 W 2250 lm Diffused light √ 900 lm Direct light √ 1350 lm 350 mA CRI 90 MacAdam 3-Step		LED 3000 K 3x 3 W + 6x 1 W 2400 lm Diffused light √ 980 lm Direct light √ 1720 lm 350 mA CRI 90 MacAdam 3-Step	
LED and driver included LED e driver inclusi		LED and driver included LED e driver inclusi	

* Adjustable canopy position
* Posizione del rosone regolabile

Random Stick XL



Description Descrizione	Blown glass diffuser Diffusore in vetro soffiato	Code Codice
Blown glass sphere Ø 18 cm/7,08" Sfera in vetro soffiato Ø 18 cm/7,08"	III Clear Trasparente	17113V 00
	IV Frosted White Bianco Satinato	17113V 13
	V Glossy Smoke Fumo Lucido	17113V 43
	VI Pale Gold <i>NEW</i> Oro Chiaro <i>NEW</i>	17113V 45
	VII Glossy Bronze Bronzo Lucido	17113V 46
	VIII Mandarin Orange <i>NEW</i> Arancio Vivace <i>NEW</i>	17113V 58
	IX Golden Sage <i>NEW</i> Salvia Dorata <i>NEW</i>	17113V 71
	X Deep Azure Steel <i>NEW</i> Azzurro Met. Intenso <i>NEW</i>	17113V 86



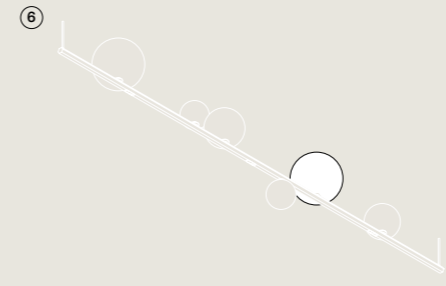
Description Descrizione	Blown glass diffuser Diffusore in vetro soffiato	Code Codice
Blown glass sphere Ø 10 cm/3,93" Sfera in vetro soffiato Ø 10 cm/3,93"	III Clear Trasparente	17110V 00
	IV Frosted White Bianco Satinato	17110V 13
	V Glossy Smoke Fumo Lucido	17110V 43
	VI Pale Gold <i>NEW</i> Oro Chiaro <i>NEW</i>	17110V 45
	VII Glossy Bronze Bronzo Lucido	17110V 46
	VIII Mandarin Orange <i>NEW</i> Arancio Vivace <i>NEW</i>	17110V 58
	IX Golden Sage <i>NEW</i> Salvia Dorata <i>NEW</i>	17110V 71
	X Deep Azure Steel <i>NEW</i> Azzurro Met. Intenso <i>NEW</i>	17110V 86



Description Descrizione	Blown glass diffuser Diffusore in vetro soffiato	Code Codice
Blown glass sphere Ø 14 cm/5,51" Sfera in vetro soffiato Ø 14 cm/5,51"	III Clear Trasparente	17112V 00
	IV Frosted White Bianco Satinato	17112V 13
	V Glossy Smoke Fumo Lucido	17112V 43
	VI Pale Gold <i>NEW</i> Oro Chiaro <i>NEW</i>	17112V 45
	VII Glossy Bronze Bronzo Lucido	17112V 46
	VIII Mandarin Orange <i>NEW</i> Arancio Vivace <i>NEW</i>	17112V 58
	IX Golden Sage <i>NEW</i> Salvia Dorata <i>NEW</i>	17112V 71
	X Deep Azure Steel <i>NEW</i> Azzurro Met. Intenso <i>NEW</i>	17112V 86



Description Descrizione	Blown glass diffuser Diffusore in vetro soffiato	Code Codice
Blown glass sphere Ø 10 cm/3,93" Sfera in vetro soffiato Ø 10 cm/3,93"	III Clear Trasparente	17110V 00
	IV Frosted White Bianco Satinato	17110V 13
	V Glossy Smoke Fumo Lucido	17110V 43
	VI Pale Gold <i>NEW</i> Oro Chiaro <i>NEW</i>	17110V 45
	VII Glossy Bronze Bronzo Lucido	17110V 46
	VIII Mandarin Orange <i>NEW</i> Arancio Vivace <i>NEW</i>	17110V 58
	IX Golden Sage <i>NEW</i> Salvia Dorata <i>NEW</i>	17110V 71
	X Deep Azure Steel <i>NEW</i> Azzurro Met. Intenso <i>NEW</i>	17110V 86



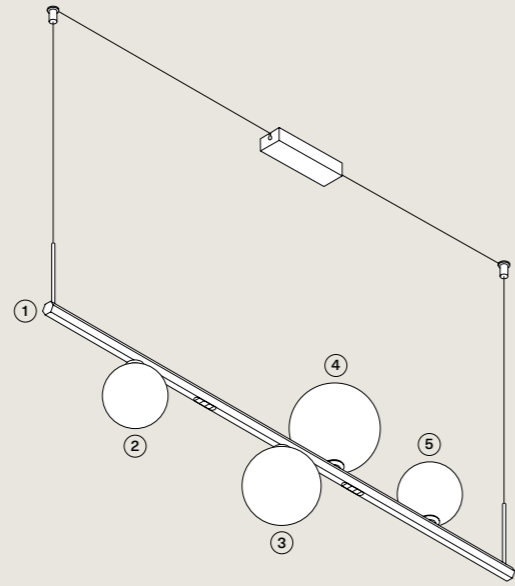
Description Descrizione	Blown glass diffuser Diffusore in vetro soffiato	Code Codice
Blown glass sphere Ø 18 cm/7,08" Sfera in vetro soffiato Ø 18 cm/7,08"	III Clear Trasparente	17113V 00
	IV Frosted White Bianco Satinato	17113V 13
	V Glossy Smoke Fumo Lucido	17113V 43
	VI Pale Gold <i>NEW</i> Oro Chiaro <i>NEW</i>	17113V 45
	VII Glossy Bronze Bronzo Lucido	17113V 46
	VIII Mandarin Orange <i>NEW</i> Arancio Vivace <i>NEW</i>	17113V 58
	IX Golden Sage <i>NEW</i> Salvia Dorata <i>NEW</i>	17113V 71
	X Deep Azure Steel <i>NEW</i> Azzurro Met. Intenso <i>NEW</i>	17113V 86



Description Descrizione	Blown glass diffuser Diffusore in vetro soffiato	Code Codice
Blown glass sphere Ø 12 cm/4,72" Sfera in vetro soffiato Ø 12 cm/4,72"	III Clear Trasparente	17111V 00
	IV Frosted White Bianco Satinato	17111V 13
	V Glossy Smoke Fumo Lucido	17111V 43
	VI Pale Gold <i>NEW</i> Oro Chiaro <i>NEW</i>	17111V 45
	VII Glossy Bronze Bronzo Lucido	17111V 46
	VIII Mandarin Orange <i>NEW</i> Arancio Vivace <i>NEW</i>	17111V 58
	IX Golden Sage <i>NEW</i> Salvia Dorata <i>NEW</i>	17111V 71
	X Deep Azure Steel <i>NEW</i> Azzurro Met. Intenso <i>NEW</i>	17111V 86



Random Stick short

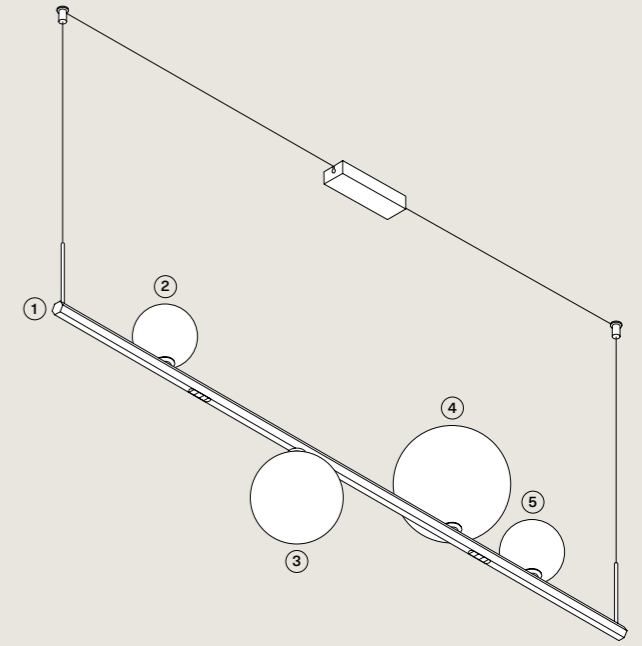


Create the product code
Crea il codice prodotto

Structure 100		Sphere 10	Sphere 12	Sphere 14	Sphere 10	
2700 K	3000 K					
I	23420M 2227 23420M 2230	III 17110V 00	17111V 00	17112V 00	17110V 00	
		IV 17110V 13	17111V 13	17112V 13	17110V 13	
		V 17110V 43	17111V 43	17112V 43	17110V 43	
		VI 17110V 45	17111V 45	17112V 45	17110V 45	
		VII 17110V 46	17111V 46	17112V 46	17110V 46	
II	23420M 5027 23420M 5030	VIII 17110V 58	17111V 58	17112V 58	17110V 58	
		IX 17110V 71	17111V 71	17112V 71	17110V 71	
		X 17110V 86	17111V 86	17112V 86	17110V 86	
		①	②	③	④	⑤
		23420M ____	+ 17110V __	+ 17111V __	+ 17112V __	+ 17110V __

I Black Chrome	Cromo Nero	VI Pale Gold	Oro Chiaro
II Glossy Gold	Oro Lucido	VII Glossy Bronze	Bronzo Lucido
III Clear	Trasparente	VIII Mandarin Orange	Arancio Vivace
IV Frosted White	Bianco Satinato	IX Golden Sage	Salvia Dorata
V Glossy Smoke	Fumo Lucido	X Deep Azure Steel	Azzurro Met. Intenso

Random Stick medium

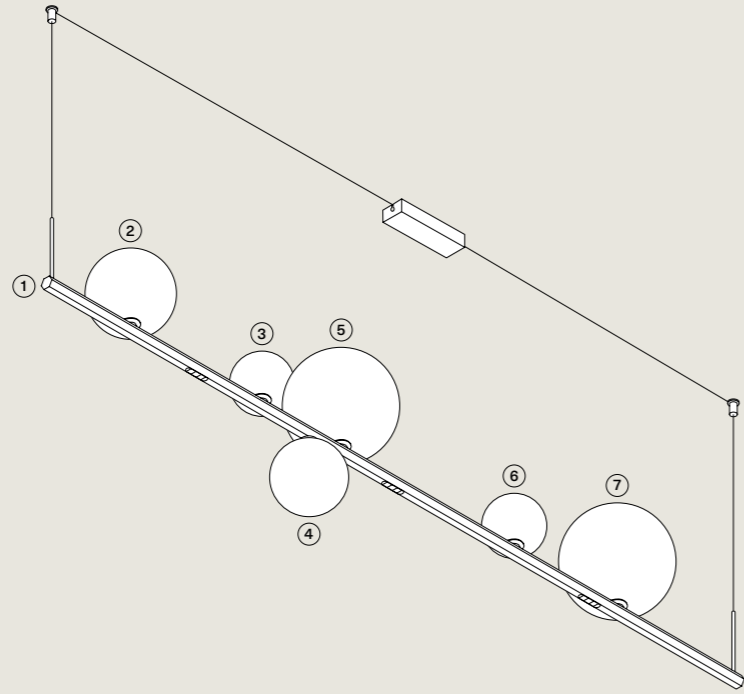


Create the product code
Crea il codice prodotto

Structure 120		Sphere 10	Sphere 14	Sphere 18	Sphere 10	
2700 K	3000 K					
I	23424M 2227 23424M 2230	III 17110V 00	17112V 00	17113V 00	17110V 00	
		IV 17110V 13	17112V 13	17113V 13	17110V 13	
		V 17110V 43	17112V 43	17113V 43	17110V 43	
		VI 17110V 45	17112V 45	17113V 45	17110V 45	
		VII 17110V 46	17112V 46	17113V 46	17110V 46	
II	23424M 5027 23424M 5030	VIII 17110V 58	17112V 58	17113V 58	17110V 58	
		IX 17110V 71	17112V 71	17113V 71	17110V 71	
		X 17110V 86	17112V 86	17113V 86	17110V 86	
		①	②	③	④	⑤
		23424M ____	+ 17110V __	+ 17112V __	+ 17111V __	+ 17110V __

I Black Chrome	Cromo Nero	VI Pale Gold	Oro Chiaro
II Glossy Gold	Oro Lucido	VII Glossy Bronze	Bronzo Lucido
III Clear	Trasparente	VIII Mandarin Orange	Arancio Vivace
IV Frosted White	Bianco Satinato	IX Golden Sage	Salvia Dorata
V Glossy Smoke	Fumo Lucido	X Deep Azure Steel	Azzurro Met. Intenso

Random Stick long

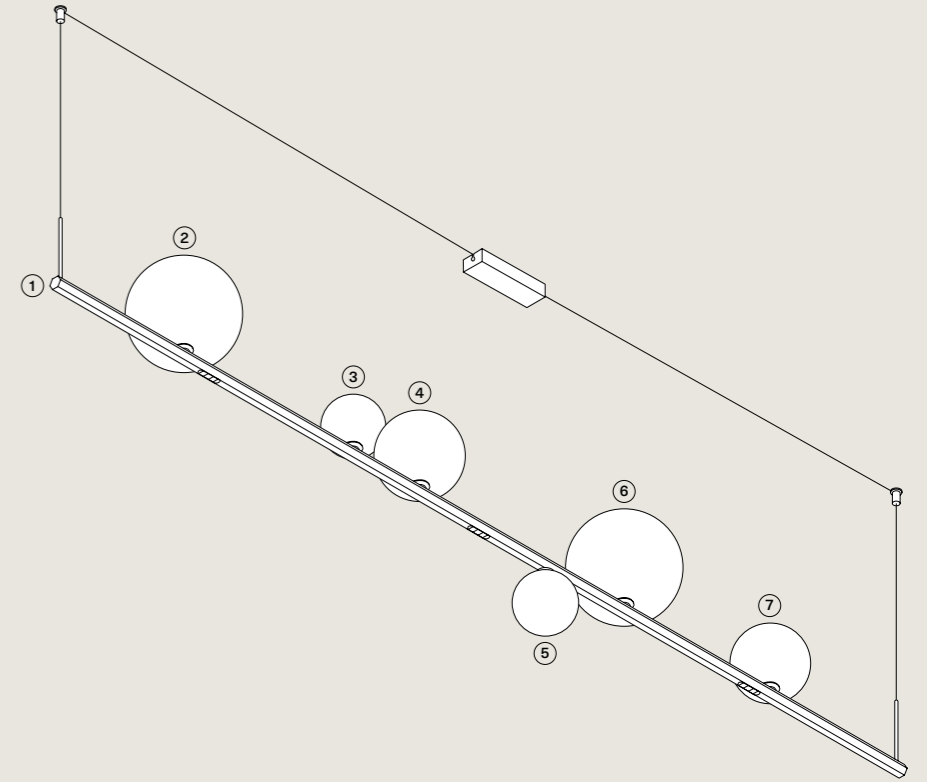


Create the product code
Crea il codice prodotto

Structure 150		Sphere 14	Sphere 10	Sphere 12	Sphere 18	Sphere 10	Sphere 18					
I	2700 K		17112V00	17110V00	17111V00	17113V00	17110V00	17113V00				
	3000 K		17112V13	17110V13	17111V13	17113V13	17110V13	17113V13				
	23421M 2227		17112V43	17110V43	17111V43	17113V43	17110V43	17113V43				
			17112V45	17110V45	17111V45	17113V45	17110V45	17113V45				
	23421M 5027		17112V46	17110V46	17111V46	17113V46	17110V46	17113V46				
			17112V58	17110V58	17111V58	17113V58	17110V58	17113V58				
	23421M 5030		17112V71	17110V71	17111V71	17113V71	17110V71	17113V71				
			17112V86	17110V86	17111V86	17113V86	17110V86	17113V86				
	①		②	③	④	⑤	⑥	⑦				
	23421M _____		+	17112V__	+	17110V__	+	17111V__	+	17113V__	+	17110V__

I	Black Chrome	Cromo Nero	VI	Pale Gold	Oro Chiaro
II	Glossy Gold	Oro Lucido	VII	Glossy Bronze	Bronzo Lucido
III	Clear	Trasparente	VIII	Mandarin Orange	Arancio Vivace
IV	Frosted White	Bianco Satinato	IX	Golden Sage	Salvia Dorata
V	Glossy Smoke	Fumo Lucido	X	Deep Azure Steel	Azzurro Met. Intenso

Random Stick xl



Create the product code
Crea il codice prodotto

Structure 180		Sphere 18	Sphere 10	Sphere 14	Sphere 10	Sphere 18	Sphere 12					
I	2700 K		17113V00	17110V00	17112V00	17110V00	17113V00	17111V00				
	3000 K		17113V13	17110V13	17112V13	17110V13	17113V13	17111V13				
	23425M 2227		17113V43	17110V43	17112V43	17110V43	17113V43	17111V43				
			17113V45	17110V45	17112V45	17110V45	17113V45	17111V45				
	23425M 5027		17113V46	17110V46	17112V46	17110V46	17113V46	17111V46				
			17113V58	17110V58	17112V58	17110V58	17113V58	17111V58				
	23425M 5030		17113V71	17110V71	17112V71	17110V71	17113V71	17111V71				
			17113V86	17110V86	17112V86	17110V86	17113V86	17111V86				
	①		②	③	④	⑤	⑥	⑦				
	23425M _____		+	17113V__	+	17110V__	+	17112V__	+	17110V__	+	17113V__

I	Black Chrome	Cromo Nero	VI	Pale Gold	Oro Chiaro
II	Glossy Gold	Oro Lucido	VII	Glossy Bronze	Bronzo Lucido
III	Clear	Trasparente	VIII	Mandarin Orange	Arancio Vivace
IV	Frosted White	Bianco Satinato	IX	Golden Sage	Salvia Dorata
V	Glossy Smoke	Fumo Lucido	X	Deep Azure Steel	Azzurro Met. Intenso

Random Cloud

Designed by Chia-Ying Lee

Year 2024

Random Cloud is a stand-alone suspension lamp that reinvents the concept of the contemporary chandelier by creating evocative luminous clouds. Developed as a natural evolution of *Random Solo*, it combines multiple spheres – 7, 14, 19 or 23, with diameters of 23 or 28 cm – with a central canopy from which thin cables are cut to precise lengths, achieving the effect of a cloud of bubbles suspended in the air, voluminous and light. *Random Cloud* is available in eight refined finishes – including the new Pale Gold, Mandarin Orange, Golden Sage and Deep Azure Steel – to offer versatile lighting and decorative solutions suitable for a wide range of environments: from residential spaces to the hospitality and F&B sectors, to contract and retail. Along with the finishes of the spheres, the structure has also evolved and is now available with a black frame, cable and ceiling canopy.

Random Cloud è una lampada a sospensione stand-alone che reinventa il concetto di chandelier contemporaneo in una suggestiva nuvola luminosa. Nata come naturale evoluzione di *Random Solo*, riunisce più sfere – 7, 14, 19 o 23 elementi da 23 o 28 cm di diametro – attorno a un rosone centrale, dal quale partono sottili cavi d'acciaio tagliati a lunghezze precise per ottenere proprio l'effetto di una nuvola di bolle sospesa nell'aria, voluminosa e leggera. *Random Cloud* è proposta in otto raffinate finiture – tra cui le nuove Pale Gold, Mandarin Orange, Golden Sage e Deep Azure Steel – per offrire soluzioni luminose e decorative versatili, adatte a una vasta gamma di ambienti: dagli spazi residenziali ai settori hospitality e F&B, fino al contract e al retail. Insieme alle finiture delle sfere si evolve anche la struttura, ora disponibile con montatura, cavo e rosone nero.

Go to the technical info



Click to discover more



Random Cloud
COD. 221

CATEGORY LAMP

Suspension

Sospensione

TYPE OF LIGHT

Diffused light

Luce diffusa



Random Cloud 7 Lights Ø23, FINISH Glossy Bronze.



068 Random Cloud 23 Lights Ø28, FINISH Mandarin Orange, black cable and black structure version.



Random Cloud 14 Lights Ø28, FINISH Deep Azure Steel.



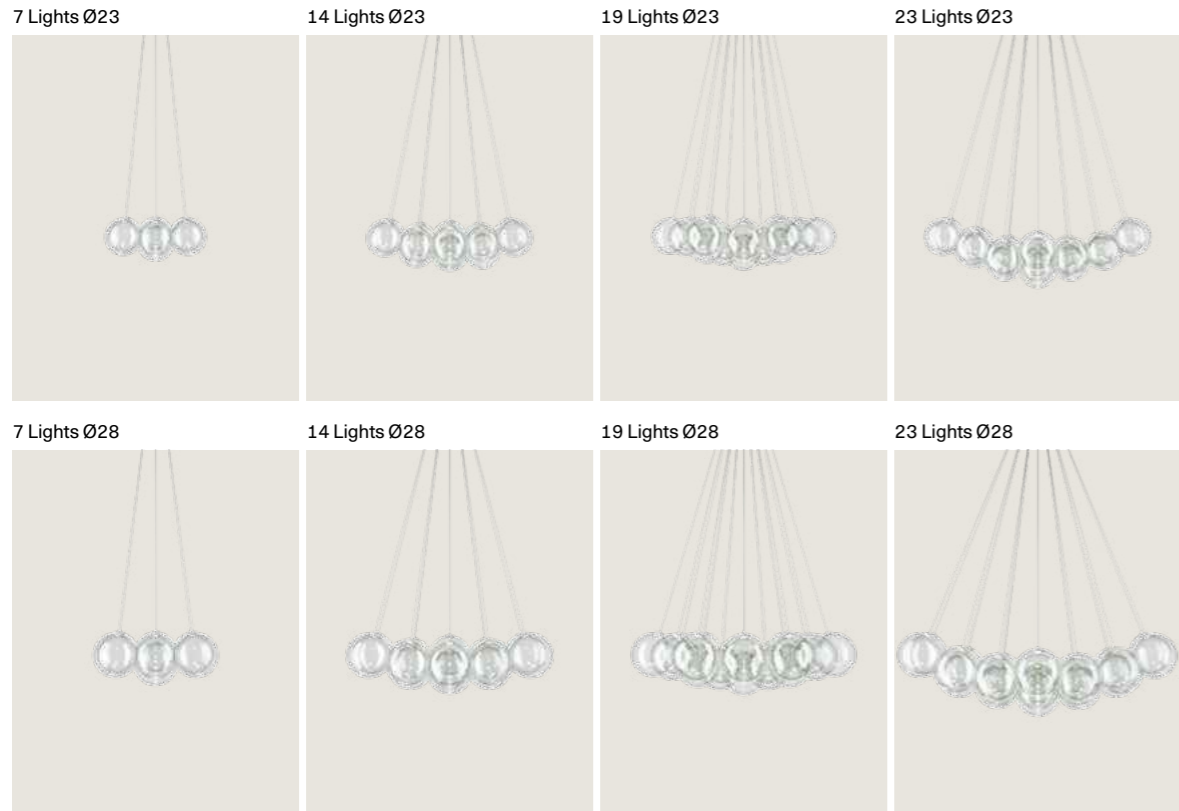




Random Cloud est une suspension stand-alone qui réinvente le concept du lustre contemporain dans un nuage lumineux suggestif. Née comme une évolution spontanée de *Random Solo*, elle réunit plusieurs sphères – 7, 14, 19 ou 23 éléments de 23 ou 28 cm de diamètre – autour d'une patère centrale d'où partent de fins câbles d'acier coupés à des longueurs précises pour obtenir l'effet d'un nuage de bulles suspendues dans l'air, volumineux et léger. *Random Cloud* est proposée en huit finitions raffinées, dont les nouvelles teintes Pale Gold, Mandarin Orange, Golden Sage et Deep Azure Steel, offrant ainsi des solutions d'éclairage et de décoration polyvalentes adaptées à une large gamme d'environnements : résidentiel, hôtellerie et F&B, espaces professionnels et contextes commerciaux. La structure accompagne les finitions des sphères dans leur évolution, désormais disponible avec une monture, un câble et une patère en noir. ● FR

Random Cloud ist eine freischwebende Pendelleuchte, die das Konzept des zeitgenössischen Kronleuchters durch die Kreation suggestiver Lichtwolken neu erfindet. Entstanden aus der natürlichen Evolution von *Random Solo*, vereint sie mehrere Kugeln – 7, 14, 19 oder 23 Elemente mit 23 oder 28 cm Durchmesser – mit einem zentralen Baldachin, von dem aus dünne auf eine präzise Länge geschnittene Kabel weg führen, um genau den Effekt einer in der Luft schwebenden Wolke aus Luftblasen zu erzielen, voluminös und leicht. *Random Cloud* ist in acht raffinierten Ausführungen erhältlich – darunter die neuen Farbtöne Pale Gold, Mandarin Orange, Golden Sage und Deep Azure Steel –, um vielseitige Beleuchtungs- und Dekorationslösungen für eine Vielzahl von Umgebungen zu bieten: von Wohnräumen über die Bereiche Hospitality und F&B- bis hin zu Contract und Retail. Zusammen mit den Ausführungen der Kugeln wurde auch die Struktur weiterentwickelt, die nun mit Fassung, Kabel und Baldachin aus schwarzem erhältlich ist. ● DE

Random Cloud
↳ Suspension lamp




Random Cloud es una lámpara de suspensión stand alone que reinventa el concepto de chandelier contemporáneo creando una evocadora nube luminosa. Creada como una evolución natural de *Random Solo*, combina varias esferas – 7, 14, 19 o 23 elementos de 23 o 28 cm de diámetro – con un florón central del que salen finos cables de acero cortados a longitudes precisas para conseguir precisamente el efecto de una nube de burbujas suspendida en el aire, voluminosa y ligera. *Random Cloud* se ofrece en ocho refinados acabados – entre los que se incluyen los nuevos Pale Gold, Mandarin Orange, Golden Sage y Deep Azure Steel – para ofrecer soluciones luminosas y decorativas versátiles, adecuadas para una amplia gama de ambientes: desde espacios residenciales hasta los sectores de la hostelería y la restauración, pasando por el contract y el retail. Junto con los acabados de las esferas, también evoluciona la estructura, ahora disponible con cuerpo, cable y florón de negro. ● ES

Random Cloud – это отдельно расположенный подвесной светильник, который заново изобретает концепцию современной люстры, создавая эффектное светящееся облако. Возникший как естественная эволюция *Random Solo*, этот светильник объединяет в себе несколько сфер – 7, 14, 19 или 23 элемента диаметром 23 или 28 см – с центральным креплением, от которого отходят тонкие стальные кабели, отрезанные до определенной длины, позволяя получить эффект объемного и легкого облака из парящих в воздухе пузырьков. *Random Cloud* выпускается с восемью изысканными отделками, включая новые Pale Gold, Mandarin Orange, Golden Sage и Deep Azure Steel, предлагая универсальные решения для освещения и украшения, подходящие для самых разных помещений: от жилых пространств до отелей и заведений общественного питания, от коммерческих до торговых точек. Наряду с отделкой сфер претерпела изменения и сама структура: теперь светильник доступен с черной рамой, кабелем и креплением. ● RU

Random Cloud 是一款独立式悬吊灯，通过创造引人入胜的发光云朵重塑当代枝形吊灯的理念。作为 *Random Solo* 的自然演变而诞生，它将包含了 7、14、19 或 23 个元素且直径为 23 厘米或 28 厘米的多个球体围绕一个中心灯座而组合，从中心灯座伸出一条条长度精准的纤细钢绳，从而产生悬浮在空中的一朵气泡云的效果，既饱满又轻盈。 *Random Cloud* 由八种精美饰面组成，其中包含全新的 Pale Gold、Mandarin Orange、Golden Sage 和 Deep Azure Steel，以提供多样化的装饰性照明解决方案，适用于各种环境：从住宅空间到酒店和餐饮业，再到定制型空间和零售店。球体的结构也随其饰面而演变，现也提供黑色硅胶制成的边框、线缆和灯座。 ● ZH

All variants of Random Cloud are available in the following finishes
Tutte le varianti di Random Cloud sono disponibili nelle seguenti finiture



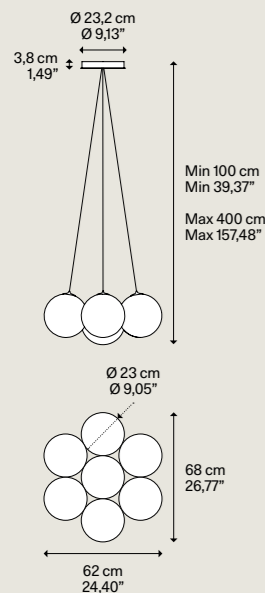
All versions of Random Cloud are available in the following structure and cable finishes
Tutte le varianti di Random Cloud sono disponibili nelle seguenti finiture per struttura e cavi



CATEGORY SUSPENSION LAMP

DESIGN Chia-Ying Lee, 2024

Random Cloud 7 Lights Ø23



Blown glass diffuser Diffusore in vetro soffiato	Canopy, structure and cable Rosone, Struttura e cavo	Code Codice	A	Code Codice	B
Clear Trasparente		22121 0027		22121 0030	
Frosted White Bianco Satinato		22121 1327		22121 1330	
Glossy Smoke Fumo Lucido		22121 4327		22121 4330	
Pale Gold <small>NEW</small> Oro Chiaro		22121 4527		22121 4530	
Glossy Bronze Bronzo Lucido	Matte White - 9010 Canopy Rosone Bianco Opaco - 9010	22121 4627		22121 4630	
Mandarin Orange <small>NEW</small> Arancio Vivace		22121 5827		22121 5830	
Golden Sage <small>NEW</small> Salvia Dorata	White Translucent silicone Silicone Bianco translucido	22121 7127		22121 7130	
Deep Azure Steel <small>NEW</small> Azzurro Metallizzato Intenso	White cable Cavo Bianco	22121 8627		22121 8630	
Clear Trasparente		22111 0027		22111 0030	
Frosted White Bianco Satinato		22111 1327		22111 1330	
Glossy Smoke Fumo Lucido		22111 4327		22111 4330	
Pale Gold <small>NEW</small> Oro Chiaro		22111 4527		22111 4530	
Glossy Bronze Bronzo Lucido	Matte Black - 9005 Canopy Rosone Nero Opaco - 9005 <small>NEW</small>	22111 4627		22111 4630	
Mandarin Orange <small>NEW</small> Arancio Vivace		22111 5827		22111 5830	
Golden Sage <small>NEW</small> Salvia Dorata	Matte Black silicone Silicone Nero Opaco <small>NEW</small>	22111 7127		22111 7130	
Deep Azure Steel <small>NEW</small> Azzurro Metallizzato Intenso	Black cable Cavo Nero	22111 8627		22111 8630	

Light source
Sorgente luminosa

A

LED	
2700	K
7x 3	W
3150	lm
350	mA
CRI 90	
MacAdam 3-Step	

LED and driver included
LED e driver inclusi

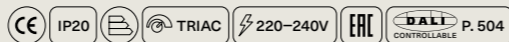
Light source
Sorgente luminosa

B

LED	
3000	K
7x 3	W
3360	lm
350	mA
CRI 90	
MacAdam 3-Step	

LED and driver included
LED e driver inclusi

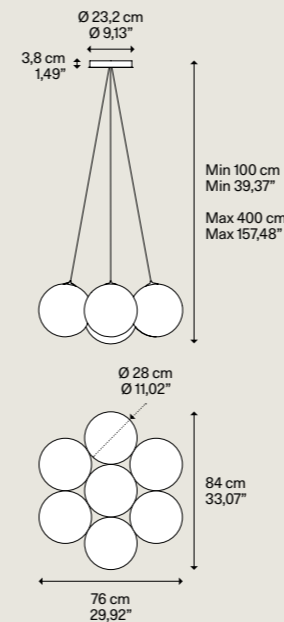
Net weight Peso netto	5,20 kg 11,46 lbs	Pack Colli	15	Energy class Classe energetica	D
--------------------------	----------------------	---------------	----	-----------------------------------	---



CATEGORY SUSPENSION LAMP

DESIGN Chia-Ying Lee, 2024

Random Cloud 7 Lights Ø28



Blown glass diffuser Diffusore in vetro soffiato	Canopy, structure and cable Rosone, Struttura e cavo	Code Codice	A	Code Codice	B
Clear Trasparente		22122 0027		22122 0030	
Frosted White Bianco Satinato		22122 1327		22122 1330	
Glossy Smoke Fumo Lucido		22122 4327		22122 4330	
Pale Gold <small>NEW</small> Oro Chiaro		22122 4527		22122 4530	
Glossy Bronze Bronzo Lucido	Matte White - 9010 Canopy Rosone Bianco Opaco - 9010	22122 4627		22122 4630	
Mandarin Orange <small>NEW</small> Arancio Vivace		22122 5827		22122 5830	
Golden Sage <small>NEW</small> Salvia Dorata	White Translucent silicone Silicone Bianco translucido	22122 7127		22122 7130	
Deep Azure Steel <small>NEW</small> Azzurro Metallizzato Intenso	White cable Cavo Bianco	22122 8627		22122 8630	
Clear Trasparente		22112 0027		22112 0030	
Frosted White Bianco Satinato		22112 1327		22112 1330	
Glossy Smoke Fumo Lucido		22112 4327		22112 4330	
Pale Gold <small>NEW</small> Oro Chiaro		22112 4527		22112 4530	
Glossy Bronze Bronzo Lucido	Matte Black - 9005 Canopy Rosone Nero Opaco - 9005 <small>NEW</small>	22112 4627		22112 4630	
Mandarin Orange <small>NEW</small> Arancio Vivace		22112 5827		22112 5830	
Golden Sage <small>NEW</small> Salvia Dorata	Matte Black silicone Silicone Nero Opaco <small>NEW</small>	22112 7127		22112 7130	
Deep Azure Steel <small>NEW</small> Azzurro Metallizzato Intenso	Black cable Cavo Nero	22112 8627		22112 8630	

Light source
Sorgente luminosa

A

LED	
2700	K
7x 3	W
3150	lm
350	mA
CRI 90	
MacAdam 3-Step	

LED and driver included
LED e driver inclusi

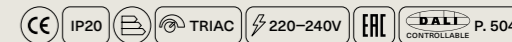
Light source
Sorgente luminosa

B

LED	
3000	K
7x 3	W
3360	lm
350	mA
CRI 90	
MacAdam 3-Step	

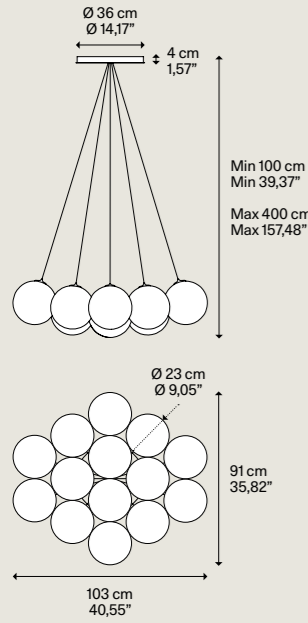
LED and driver included
LED e driver inclusi

Net weight Peso netto	7,30 kg 16,09 lbs	Pack Colli	15	Energy class Classe energetica	D
--------------------------	----------------------	---------------	----	-----------------------------------	---



CATEGORY SUSPENSION LAMP

Random Cloud 14 Lights Ø23



DESIGN Chia-Ying Lee, 2024

Blown glass diffuser
Diffusore in vetro soffiato

Clear Trasparente
Frosted White Bianco Satinato
Glossy Smoke Fumo Lucido
Pale Gold <small>NEW</small> Oro Chiaro
Glossy Bronze Bronzo Lucido
Mandarin Orange <small>NEW</small> Arancio Vivace
Golden Sage <small>NEW</small> Salvia Dorata
Deep Azure Steel <small>NEW</small> Azzurro Metallizzato Intenso
Clear Trasparente
Frosted White Bianco Satinato
Glossy Smoke Fumo Lucido
Pale Gold <small>NEW</small> Oro Chiaro
Glossy Bronze Bronzo Lucido
Mandarin Orange <small>NEW</small> Arancio Vivace
Golden Sage <small>NEW</small> Salvia Dorata
Deep Azure Steel <small>NEW</small> Azzurro Metallizzato Intenso

Canopy, structure and cable
Rosone, Struttura e cavo

Matte White - 9010 Canopy Rosone Bianco Opaco - 9010
White Translucent silicone Silicone Bianco translucido
White cable Cavo Bianco
Matte Black - 9005 Canopy Rosone Nero Opaco - 9005 <small>NEW</small>
Matte Black silicone Silicone Nero Opaco <small>NEW</small>
Black cable Cavo Nero

Code Codice	A	Code Codice	B
22123 0027		22123 0030	
22123 1327		22123 1330	
22123 4327		22123 4330	
22123 4527		22123 4530	
22123 4627		22123 4630	
22123 5827		22123 5830	
22123 7127		22123 7130	
22123 8627		22123 8630	
22113 0027		22113 0030	
22113 1327		22113 1330	
22113 4327		22113 4330	
22113 4527		22113 4530	
22113 4627		22113 4630	
22113 5827		22113 5830	
22113 7127		22113 7130	
22113 8627		22113 8630	

Light source
Sorgente luminosa

A

LED
2700 K
14x3 W
6300 lm
350 mA
CRI 90
MacAdam 3-Step

LED and driver included
LED e driver inclusi

Light source
Sorgente luminosa

B

LED
3000 K
14x3 W
6720 lm
350 mA
CRI 90
MacAdam 3-Step

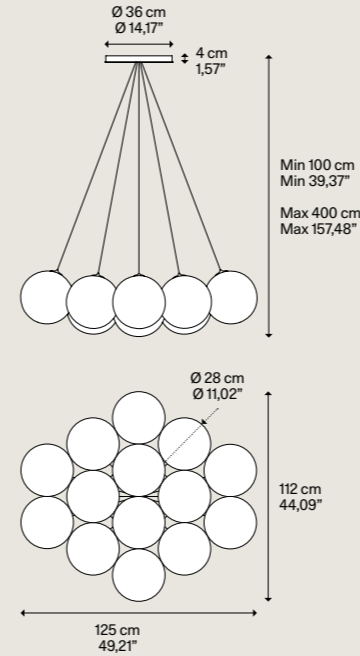
LED and driver included
LED e driver inclusi

Net weight 11,50 kg / Peso netto 25,35 lbs | Pack Colli 29 | Energy class Classe energetica D



CATEGORY SUSPENSION LAMP

Random Cloud 14 Lights Ø28



DESIGN Chia-Ying Lee, 2024

Blown glass diffuser
Diffusore in vetro soffiato

Clear Trasparente
Frosted White Bianco Satinato
Glossy Smoke Fumo Lucido
Pale Gold <small>NEW</small> Oro Chiaro
Glossy Bronze Bronzo Lucido
Mandarin Orange <small>NEW</small> Arancio Vivace
Golden Sage <small>NEW</small> Salvia Dorata
Deep Azure Steel <small>NEW</small> Azzurro Metallizzato Intenso
Clear Trasparente
Frosted White Bianco Satinato
Glossy Smoke Fumo Lucido
Pale Gold <small>NEW</small> Oro Chiaro
Glossy Bronze Bronzo Lucido
Mandarin Orange <small>NEW</small> Arancio Vivace
Golden Sage <small>NEW</small> Salvia Dorata
Deep Azure Steel <small>NEW</small> Azzurro Metallizzato Intenso

Canopy, structure and cable
Rosone, Struttura e cavo

Matte White - 9010 Canopy Rosone Bianco Opaco - 9010
White Translucent silicone Silicone Bianco translucido
White cable Cavo Bianco
Matte Black - 9005 Canopy Rosone Nero Opaco - 9005 <small>NEW</small>
Matte Black silicone Silicone Nero Opaco <small>NEW</small>
Black cable Cavo Nero

Code Codice	A	Code Codice	B
22124 0027		22124 0030	
22124 1327		22124 1330	
22124 4327		22124 4330	
22124 4527		22124 4530	
22124 4627		22124 4630	
22124 5827		22124 5830	
22124 7127		22124 7130	
22124 8627		22124 8630	
22114 0027		22114 0030	
22114 1327		22114 1330	
22114 4327		22114 4330	
22114 4527		22114 4530	
22114 4627		22114 4630	
22114 5827		22114 5830	
22114 7127		22114 7130	
22114 8627		22114 8630	

Light source
Sorgente luminosa

A

LED
2700 K
14x3 W
6300 lm
350 mA
CRI 90
MacAdam 3-Step

LED and driver included
LED e driver inclusi

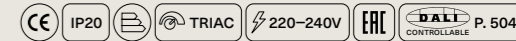
Light source
Sorgente luminosa

B

LED
3000 K
14x3 W
6720 lm
350 mA
CRI 90
MacAdam 3-Step

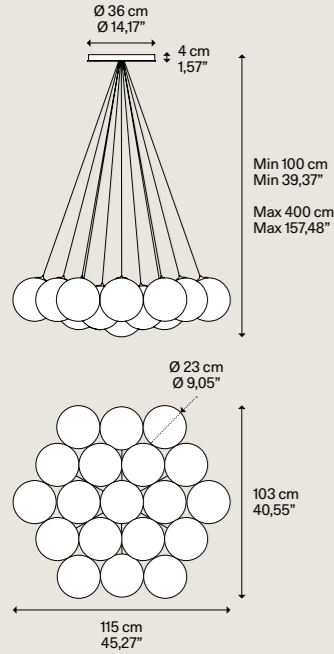
LED and driver included
LED e driver inclusi

Net weight 15,70 kg / Peso netto 34,61 lbs | Pack Colli 29 | Energy class Classe energetica D



CATEGORY SUSPENSION LAMP

Random Cloud 19 Lights Ø23



DESIGN Chia-Ying Lee, 2024

Blown glass diffuser
Diffusore in vetro soffiato

- Clear
Trasparente
- Frosted White
Bianco Satinato
- Glossy Smoke
Fumo Lucido
- Pale Gold NEW
Oro Chiaro
- Glossy Bronze
Bronzo Lucido
- Mandarin Orange NEW
Arancio Vivace
- Golden Sage NEW
Salvia Dorata
- Deep Azure Steel NEW
Azzurro Metallizzato Intenso
- Clear
Trasparente
- Frosted White
Bianco Satinato
- Glossy Smoke
Fumo Lucido
- Pale Gold NEW
Oro Chiaro
- Glossy Bronze
Bronzo Lucido
- Mandarin Orange NEW
Arancio Vivace
- Golden Sage NEW
Salvia Dorata
- Deep Azure Steel NEW
Azzurro Metallizzato Intenso

Canopy, structure and cable
Rosone, Struttura e cavo

- Matte White - 9010 Canopy
Rosone Bianco Opaco - 9010
- White Translucent silicone
Silicone Bianco translucido
- White cable
Cavo Bianco
- Matte Black - 9005 Canopy
Rosone Nero Opaco - 9005 NEW
- Matte Black silicone
Silicone Nero Opaco NEW
- Black cable
Cavo Nero

Code Codice	A	Code Codice	B
22125 0027		22125 0030	
22125 1327		22125 1330	
22125 4327		22125 4330	
22125 4527		22125 4530	
22125 4627		22125 4630	
22125 5827		22125 5830	
22125 7127		22125 7130	
22125 8627		22125 8630	
22115 0027		22115 0030	
22115 1327		22115 1330	
22115 4327		22115 4330	
22115 4527		22115 4530	
22115 4627		22115 4630	
22115 5827		22115 5830	
22115 7127		22115 7130	
22115 8627		22115 8630	

Light source
Sorgente luminosa

A

LED
2700 K
19x3 W
8550 lm
350 mA
CRI 90
MacAdam 3-Step

LED and driver included
LED e driver inclusi

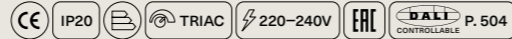
Light source
Sorgente luminosa

B

LED
3000 K
19x3 W
9120 lm
350 mA
CRI 90
MacAdam 3-Step

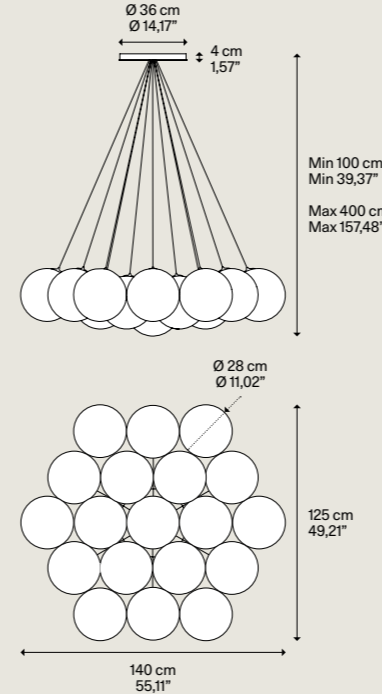
LED and driver included
LED e driver inclusi

Net weight 14,50 kg / 31,96 lbs | Pack Colli 39 | Energy class Classe energetica D



CATEGORY SUSPENSION LAMP

Random Cloud 19 Lights Ø28



DESIGN Chia-Ying Lee, 2024

Blown glass diffuser
Diffusore in vetro soffiato

- Clear
Trasparente
- Frosted White
Bianco Satinato
- Glossy Smoke
Fumo Lucido
- Pale Gold NEW
Oro Chiaro
- Glossy Bronze
Bronzo Lucido
- Mandarin Orange NEW
Arancio Vivace
- Golden Sage NEW
Salvia Dorata
- Deep Azure Steel NEW
Azzurro Metallizzato Intenso
- Clear
Trasparente
- Frosted White
Bianco Satinato
- Glossy Smoke
Fumo Lucido
- Pale Gold NEW
Oro Chiaro
- Glossy Bronze
Bronzo Lucido
- Mandarin Orange NEW
Arancio Vivace
- Golden Sage NEW
Salvia Dorata
- Deep Azure Steel NEW
Azzurro Metallizzato Intenso

Canopy, structure and cable
Rosone, Struttura e cavo

- Matte White - 9010 Canopy
Rosone Bianco Opaco - 9010
- White Translucent silicone
Silicone Bianco translucido
- White cable
Cavo Bianco
- Matte Black - 9005 Canopy
Rosone Nero Opaco - 9005 NEW
- Matte Black silicone
Silicone Nero Opaco NEW
- Black cable
Cavo Nero

Code Codice	A	Code Codice	B
22126 0027		22126 0030	
22126 1327		22126 1330	
22126 4327		22126 4330	
22126 4527		22126 4530	
22126 4627		22126 4630	
22126 5827		22126 5830	
22126 7127		22126 7130	
22126 8627		22126 8630	
22116 0027		22116 0030	
22116 1327		22116 1330	
22116 4327		22116 4330	
22116 4527		22116 4530	
22116 4627		22116 4630	
22116 5827		22116 5830	
22116 7127		22116 7130	
22116 8627		22116 8630	

Light source
Sorgente luminosa

A

LED
2700 K
19x3 W
8550 lm
350 mA
CRI 90
MacAdam 3-Step

LED and driver included
LED e driver inclusi

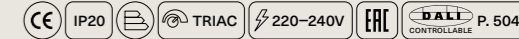
Light source
Sorgente luminosa

B

LED
3000 K
19x3 W
9120 lm
350 mA
CRI 90
MacAdam 3-Step

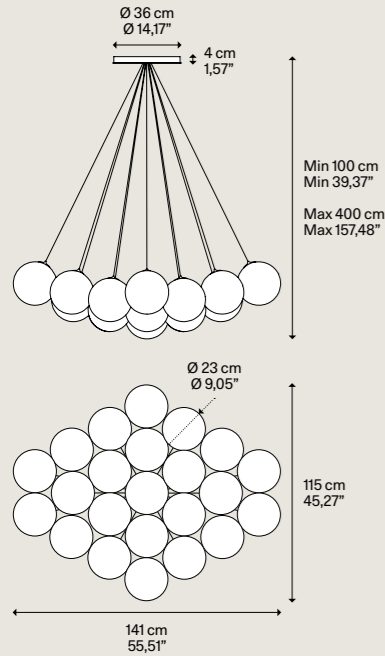
LED and driver included
LED e driver inclusi

Net weight 20,20 kg / 44,53 lbs | Pack Colli 39 | Energy class Classe energetica D



CATEGORY **SUSPENSION LAMP**

Random Cloud 23 Lights Ø23



DESIGN Chia-Ying Lee, 2024

Blown glass diffuser
Diffusore in vetro soffiato

- Clear
Trasparente
- Frosted White
Bianco Satinato
- Glossy Smoke
Fumo Lucido
- Pale Gold NEW
Oro Chiaro
- Glossy Bronze
Bronzo Lucido
- Mandarin Orange NEW
Arancio Vivace
- Golden Sage NEW
Salvia Dorata
- Deep Azure Steel NEW
Azzurro Metallizzato Intenso
- Clear
Trasparente
- Frosted White
Bianco Satinato
- Glossy Smoke
Fumo Lucido
- Pale Gold NEW
Oro Chiaro
- Glossy Bronze
Bronzo Lucido
- Mandarin Orange NEW
Arancio Vivace
- Golden Sage NEW
Salvia Dorata
- Deep Azure Steel NEW
Azzurro Metallizzato Intenso

Canopy, structure and cable
Rosone, Struttura e cavo

- Matte White - 9010 Canopy
Rosone Bianco Opaco - 9010
- White Translucent silicone
Silicone Bianco translucido
- White cable
Cavo Bianco
- Matte Black - 9005 Canopy
Rosone Nero Opaco - 9005 NEW
- Matte Black silicone
Silicone Nero Opaco NEW
- Black cable
Cavo Nero

Code Codice	A	Code Codice	B
22127 0027		22127 0030	
22127 1327		22127 1330	
22127 4327		22127 4330	
22127 4527		22127 4530	
22127 4627		22127 4630	
22127 5827		22127 5830	
22127 7127		22127 7130	
22127 8627		22127 8630	
22117 0027		22117 0030	
22117 1327		22117 1330	
22117 4327		22117 4330	
22117 4527		22117 4530	
22117 4627		22117 4630	
22117 5827		22117 5830	
22117 7127		22117 7130	
22117 8627		22117 8630	

Light source
Sorgente luminosa

A

LED
2700 K
23x 3 W
10350 lm
350 mA
CRI 90
MacAdam 3-Step

LED and driver included
LED e driver inclusi

Light source
Sorgente luminosa

B

LED
3000 K
23x 3 W
11040 lm
350 mA
CRI 90
MacAdam 3-Step

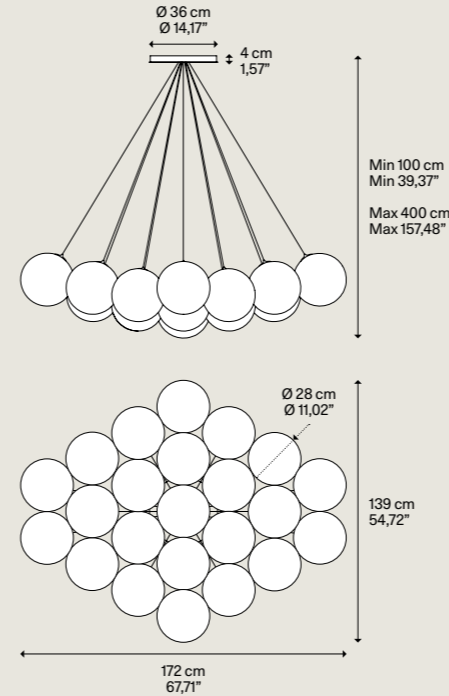
LED and driver included
LED e driver inclusi

Net weight 16,90 kg / Peso netto 37,25 lbs | Pack Colli 47 | Energy class Classe energetica D



CATEGORY **SUSPENSION LAMP**

Random Cloud 23 Lights Ø28



DESIGN Chia-Ying Lee, 2024

Blown glass diffuser
Diffusore in vetro soffiato

- Clear
Trasparente
- Frosted White
Bianco Satinato
- Glossy Smoke
Fumo Lucido
- Pale Gold NEW
Oro Chiaro
- Glossy Bronze
Bronzo Lucido
- Mandarin Orange NEW
Arancio Vivace
- Golden Sage NEW
Salvia Dorata
- Deep Azure Steel NEW
Azzurro Metallizzato Intenso
- Clear
Trasparente
- Frosted White
Bianco Satinato
- Glossy Smoke
Fumo Lucido
- Pale Gold NEW
Oro Chiaro
- Glossy Bronze
Bronzo Lucido
- Mandarin Orange NEW
Arancio Vivace
- Golden Sage NEW
Salvia Dorata
- Deep Azure Steel NEW
Azzurro Metallizzato Intenso

Canopy, structure and cable
Rosone, Struttura e cavo

- Matte White - 9010 Canopy
Rosone Bianco Opaco - 9010
- White Translucent silicone
Silicone Bianco translucido
- White cable
Cavo Bianco
- Matte Black - 9005 Canopy
Rosone Nero Opaco - 9005 NEW
- Matte Black silicone
Silicone Nero Opaco NEW
- Black cable
Cavo Nero

Code Codice	A	Code Codice	B
22128 0027		22128 0030	
22128 1327		22128 1330	
22128 4327		22128 4330	
22128 4527		22128 4530	
22128 4627		22128 4630	
22128 5827		22128 5830	
22128 7127		22128 7130	
22128 8627		22128 8630	
22118 0027		22118 0030	
22118 1327		22118 1330	
22118 4327		22118 4330	
22118 4527		22118 4530	
22118 4627		22118 4630	
22118 5827		22118 5830	
22118 7127		22118 7130	
22118 8627		22118 8630	

Light source
Sorgente luminosa

A

LED
2700 K
23x 3 W
10350 lm
350 mA
CRI 90
MacAdam 3-Step

LED and driver included
LED e driver inclusi

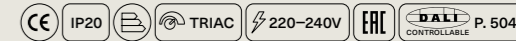
Light source
Sorgente luminosa

B

LED
3000 K
23x 3 W
11040 lm
350 mA
CRI 90
MacAdam 3-Step

LED and driver included
LED e driver inclusi

Net weight 23,80 kg / Peso netto 52,47 lbs | Pack Colli 47 | Energy class Classe energetica D



Sky-Fall

Designed by Studio Italia Design/Lodes Year 2014, 2024, 2026

The *Sky-Fall* pendant lamp is the perfect combination of contemporary LED technology and ancient glass-making techniques. The diffuser houses a double light source capable of diffusing both direct and indirect light, while its light, sinuous silhouette is captivating even when the lamp is switched off, thanks to the special mirrored finish of the blown glass. Available in two sizes and six refined finishes, including the new Pale Gold and Deep Azure Steel, *Sky-Fall* is a lighting and decorative solution that interacts with its surroundings, either alone or in a group, fitting into a variety of contexts and situations, thanks in part to the possibility of adjusting the light to suit your needs using a dimmer. In the *Sky-Fall Round* version, the diffuser becomes an elegant sphere, also available in two sizes and six finishes to expand the possibilities of use of a lamp that pays homage to the craftsmanship of yesterday and today. Now also available with black mounting and cable.

La lampada a sospensione *Sky-Fall* prende parte al perfetto incontro tra tecnologia LED contemporanea e antiche tecniche di lavorazione del vetro. Il diffusore, infatti, ospita al suo interno una doppia sorgente luminosa in grado di diffondere sia luce diretta che indiretta, mentre affascina con la sua silhouette leggera e sinuosa anche quando la lampada è spenta, grazie alla particolare lavorazione specchiata del vetro soffiato. Disponibile in due dimensioni e in sei raffinate finiture, tra cui le nuove Pale Gold e Deep Azure Steel, *Sky-Fall* è una soluzione luminosa e decorativa che dialoga con l'ambiente circostante, da sola o in composizione, inserendosi in svariati contesti e situazioni anche grazie alla possibilità di regolare a piacere la luce tramite dimmer. Nella versione *Sky-Fall Round*, il diffusore diventa un'elegante sfera, sempre disponibile in due dimensioni e sei finiture per ampliare le possibilità di utilizzo di una lampada che rende omaggio alla maestria di ieri e di oggi. Ora disponibile anche con montatura e cavo nero.

Go to the technical info



Click to discover more



Sky-Fall
COD. 148

CATEGORY LAMP

Suspension

Sospensione

TYPE OF LIGHT

Diffused light

Luce diffusa



NEW



Sky-Fall and Sky-Fall Round, FINISHES Deep Azure Steel and Pale Gold, black cable and black structure version.



Sky-Fall medium, FINISH Pale Gold, black cable and black structure version.








La suspension *Sky-Fall* prend parti à la rencontre parfaite entre technologie LED contemporaine et techniques d'ennoblissement du verre. Son diffuseur abrite une double source lumineuse, capable d'émettre un éclairage direct et indirect. Sa silhouette légère et sinieuse captive le regard, même éteinte, grâce à la finition miroir unique du verre soufflé. Disponible en deux tailles et six finitions raffinées, dont les nouvelles teintes Pale Gold et Deep Azure Steel, *Sky-Fall* est une solution lumineuse et décorative qui s'intègre harmonieusement à son environnement, seule ou en composition. Elle se prête à de multiples contextes et situations, notamment grâce à son variateur d'intensité. Dans la version *Sky-Fall Round*, le diffuseur se transforme en une élégante sphère, toujours disponible en deux tailles et six finitions pour de multiples possibilités d'utilisation et rend hommage au savoir-faire artisanal d'hier et d'aujourd'hui. Désormais disponible avec une monture et un câble noir. ● FR

Die Pendelleuchte *Sky-Fall* ist das Ergebnis einer perfekten Verbindung zwischen moderner LED-Technologie und traditionellen Glasverarbeitungstechniken. Der Diffusor beherbergt eine doppelte Lichtquelle, die sowohl direktes als auch indirektes Licht verbreitet, und besticht dank der besonderen Spiegelverarbeitung des mundgeblasenen Glases sogar im ausgeschalteten Zustand durch seine leichte und geschwungene Silhouette. Erhältlich in zwei Größen und sechs raffinierten Ausführungen, darunter die neuen Farbtöne Pale Gold und Deep Azure Steel, ist *Sky-Fall* eine leuchtende und dekorative Lösung, die einzeln oder in Kombination mit der Umgebung kommuniziert und sich dank der Möglichkeit, das Licht mit einem Dimmer nach Belieben zu regulieren, in verschiedene Kontexte und Situationen einfügt. In der Version *Sky-Fall Round* wird der Diffusor zu einer eleganten Kugel, die ebenfalls in zwei Größen und sechs Ausführungen erhältlich ist, um die Einsatzmöglichkeiten einer Leuchte zu erweitern, die eine Hommage an die Handwerkskunst von gestern und heute darstellt. Jetzt auch mit schwarzer Halterung und schwarzem Kabel erhältlich. ● DE


La lámpara de suspensión *Sky-Fall* es el resultado perfecto de la combinación entre la tecnología LED contemporánea y las antiguas técnicas de elaboración del vidrio. De hecho, el difusor alberga en su interior una doble fuente luminosa capaz de difundir tanto luz directa como indirecta, mientras que fascina con su silueta ligera y sinuosa incluso cuando la lámpara está apagada, gracias al particular acabado espejado del vidrio soplado. Disponible en dos tamaños y seis refinados acabados, entre los que se incluyen los nuevos Pale Gold y Deep Azure Steel, *Sky-Fall* es una solución luminosa y decorativa que dialoga con el entorno circundante, sola o en composición, integrándose en diferentes contextos y situaciones gracias también a la posibilidad de regular la luz como se quiera mediante un regulador. En la versión *Sky-Fall Round*, el difusor se convierte en una elegante esfera, disponible en dos tamaños y seis acabados para ampliar las posibilidades de uso de una lámpara que rinde homenaje a la maestría de ayer y de hoy. Ahora también disponible con cuerpo y cable negro. ● ES

Подвесной светильник *Sky-Fall* представляет собой идеальное сочетание современных светодиодных технологий и старинных техник обработки стекла. Внутри диффузора находятся два источника света, способные излучать как прямой, так и отраженный свет. Благодаря уникальной зеркальной обработке поверхности выдувного стекла, легкий, извилистый силуэт светильника завораживает даже в выключенном состоянии. *Sky-Fall* выпускается двух размеров и с шестью изысканными отделками, включая новые Pale Gold и Deep Azure Steel. Это яркое и декоративное решение, которое поддерживает диалог с окружающим пространством, как самостоятельный светильник, так и в составе композиции, вписываясь в различные контексты и ситуации благодаря возможности регулировать по желанию яркость света с помощью диммера. В версии *Sky-Fall Round* диффузор приобретает форму элегантной сферы. Он выпускается двух размеров и в шести вариантах отделки, расширяя возможности использования светильника, отдающего дань уважения мастерству прошлого и настоящего. Сейчас светильник выпускается также с черной рамой и черным кабелем. ● RU


Sky-Fall 悬吊灯完美融合了当代的LED技术与古老的玻璃制造工艺。的确，灯罩内部装有双光源，能够漫射直接光和间接光。同时，即使在熄灯时也可凭借其轻盈蜿蜒的轮廓引人注目，这要得益于吹制玻璃的特殊镜面工艺。提供两种可选尺寸和六种精美饰面，其中包含全新的Pale Gold和Deep Azure Steel色调。*Sky-Fall*是一款可与周围环境交流对话的装饰性照明解决方案，无论单独使用还是组合使用都能适配各种环境和情景，这也得益于它那可通过调光器按照喜好调节光线的可能性。在*Sky-Fall*圆形版本中，灯罩变成了一只优雅的球体。圆形版本同样提供两种尺寸和六种饰面，以扩展这款致敬过往与当今精湛工艺的灯具的使用可能性。现也提供带边框和黑色线缆的可选款式。● ZH




Clear Trasparente Glossy Smoke Fumo Lucido Glossy Bronze Bronzo Lucido Golden Sage Salvia Dorata Pale Gold Oro Chiaro Deep Azure Steel Azzurro Metall. Intenso



Sky-Fall medium ↗ Suspension lamp



Sky-Fall large ↗ Suspension lamp



Sky-Fall Round medium ↗ Suspension lamp



Sky-Fall Round large ↗ Suspension lamp

Transparent cable and chrome structure



Black cable and black chrome structure

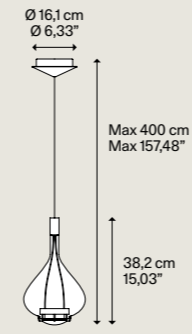


Double canopy



CATEGORY SUSPENSION LAMP **NEW**

Sky-Fall medium



Light source
Sorgente luminosa **A**

LED
2700 K
12 W
1877 lm
350 mA
CRI 90
MacAdam 2-Step

LED and driver included
LED e driver inclusi

Light source
Sorgente luminosa **B**

LED
3000 K
12 W
1975 lm
350 mA
CRI 90
MacAdam 2-Step

LED and driver included
LED e driver inclusi

Net weight 1,99 kg / 4,38 lbs Pack Colli 2 Energy class 2700 K ▶ E / 3000 K ▶ D

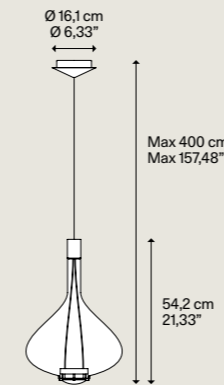
DESIGN Studio Italia Design/Lodes, 2014/2026

Blown glass diffuser Diffusore in vetro soffiato	Metal structure Montatura in metallo	Code Codice A	Code Codice B
Clear Trasparente		14825 0027	14825 0030
Glossy Smoke Fumo Lucido		14825 4327	14825 4330
Pale Gold NEW Oro Chiaro	Chrome Cromo	14825 4527	14825 4530
Glossy Bronze Bronzo Lucido		14825 4627	14825 4630
Golden Sage Salvia Dorata		14825 7127	14825 7130
Deep Azure Steel NEW Azzurro Metallizzato Intenso	Transparent cable Cavo Trasparente	14825 8627	14825 8630
Clear Trasparente		14826 0027	14826 0030
Glossy Smoke Fumo Lucido		14826 4327	14826 4330
Pale Gold NEW Oro Chiaro	Black Chrome NEW Cromo Nero	14826 4527	14826 4530
Glossy Bronze Bronzo Lucido		14826 4627	14826 4630
Golden Sage Salvia Dorata		14826 7127	14826 7130
Deep Azure Steel NEW Azzurro Metallizzato Intenso	Black cable Cavo Nero	14826 8627	14826 8630

CE IP20 TRIAC 220-240V ENEC DALI P. 504

NEW

Sky-Fall large



Light source
Sorgente luminosa **A**

LED
2700 K
12 W
1877 lm
350 mA
CRI 90
MacAdam 2-Step

LED and driver included
LED e driver inclusi

Light source
Sorgente luminosa **B**

LED
3000 K
12 W
1975 lm
350 mA
CRI 90
MacAdam 2-Step

LED and driver included
LED e driver inclusi

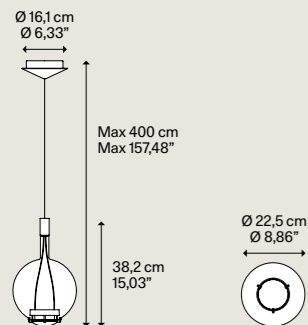
Net weight 3,17 kg / 6,98 lbs Pack Colli 2 Energy class 2700 K ▶ E / 3000 K ▶ D

Blown glass diffuser Diffusore in vetro soffiato	Metal structure Montatura in metallo	Code Codice A	Code Codice B
Clear Trasparente		14827 0027	14827 0030
Glossy Smoke Fumo Lucido		14827 4327	14827 4330
Pale Gold NEW Oro Chiaro	Chrome Cromo	14827 4527	14827 4530
Glossy Bronze Bronzo Lucido		14827 4627	14827 4630
Golden Sage Salvia Dorata		14827 7127	14827 7130
Deep Azure Steel NEW Azzurro Metallizzato Intenso	Transparent cable Cavo Trasparente	14827 8627	14827 8630
Clear Trasparente		14828 0027	14828 0030
Glossy Smoke Fumo Lucido		14828 4327	14828 4330
Pale Gold NEW Oro Chiaro	Black Chrome NEW Cromo Nero	14828 4527	14828 4530
Glossy Bronze Bronzo Lucido		14828 4627	14828 4630
Golden Sage Salvia Dorata		14828 7127	14828 7130
Deep Azure Steel NEW Azzurro Metallizzato Intenso	Black cable Cavo Nero	14828 8627	14828 8630

CE IP20 TRIAC 220-240V ENEC DALI P. 504

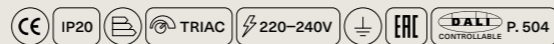
CATEGORY **SUSPENSION LAMP** **NEW**

Sky-Fall Round medium



Light source Sorgente luminosa		Light source Sorgente luminosa	
A		B	
LED		LED	
2700	K	3000	K
12	W	12	W
1877	lm	1975	lm
350	mA	350	mA
CRI 90		CRI 90	
MacAdam 2-Step		MacAdam 2-Step	
LED and driver included LED e driver inclusi		LED and driver included LED e driver inclusi	

Net weight	1,80 kg	Pack	2	Energy class	2700 K ▶ E
Peso netto	3,96 lbs	Colli		Classe energetica	3000 K ▶ D

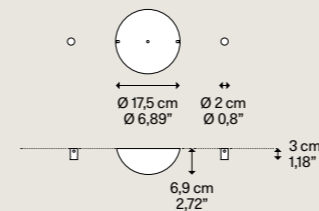


DESIGN Studio Italia Design/Lodes, 2014/2026

Blown glass diffuser Diffusore in vetro soffiato	Metal structure Montatura in metallo	Code Codice	A	Code Codice	B
Clear Trasparente		14815 0027		14815 0030	
Glossy Smoke Fumo Lucido		14815 4327		14815 4330	
Pale Gold NEW Oro Chiaro	Chrome Cromo	14815 4527		14815 4530	
Glossy Bronze Bronzo Lucido		14815 4627		14815 4630	
Golden Sage Salvia Dorata		14815 7127		14815 7130	
Deep Azure Steel NEW Azzurro Metallizzato Intenso	Transparent cable Cavo Trasparente	14815 8627		14815 8630	
Clear Trasparente		14816 0027		14816 0030	
Glossy Smoke Fumo Lucido		14816 4327		14816 4330	
Pale Gold NEW Oro Chiaro	Black Chrome NEW Cromo Nero	14816 4527		14816 4530	
Glossy Bronze Bronzo Lucido		14816 4627		14816 4630	
Golden Sage NEW Salvia Dorata		14816 7127		14816 7130	
Deep Azure Steel NEW Azzurro Metallizzato Intenso	Black cable Cavo Nero	14816 8627		14816 8630	

CATEGORY **ACCESSORY**

Sky-Fall double canopy



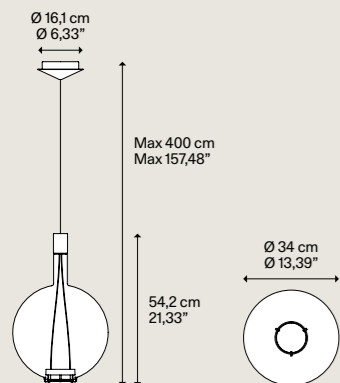
Net weight	0,56 kg	Pack	1
Peso netto	1,23 lbs	Colli	

Description Descrizione	Metal structure Montatura in metallo	Code Codice
Canopy with dual side outlets for installing two suspensions from a single electrical point.	Black Chrome Cromo Nero	R99L02 2000
Rosone con doppia uscita laterale per l'installazione di due lampade da un unico punto di alimentazione.	Chrome Cromo	R99L02 4000



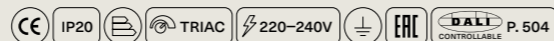
NEW

Sky-Fall Round large



Light source Sorgente luminosa		Light source Sorgente luminosa	
A		B	
LED		LED	
2700	K	3000	K
12	W	12	W
1877	lm	1975	lm
350	mA	350	mA
CRI 90		CRI 90	
MacAdam 2-Step		MacAdam 2-Step	
LED and driver included LED e driver inclusi		LED and driver included LED e driver inclusi	

Net weight	2,76 kg	Pack	2	Energy class	2700 K ▶ E
Peso netto	6,08 lbs	Colli		Classe energetica	3000 K ▶ D



Blown glass diffuser Diffusore in vetro soffiato	Metal structure Montatura in metallo	Code Codice	A	Code Codice	B
Clear Trasparente		14817 0027		14817 0030	
Glossy Smoke Fumo Lucido		14817 4327		14817 4330	
Pale Gold NEW Oro Chiaro	Chrome Cromo	14817 4527		14817 4530	
Glossy Bronze Bronzo Lucido		14817 4627		14817 4630	
Golden Sage Salvia Dorata		14817 7127		14817 7130	
Deep Azure Steel NEW Azzurro Metallizzato Intenso	Transparent cable Cavo Trasparente	14817 8627		14817 8630	
Clear Trasparente		14818 0027		14818 0030	
Glossy Smoke Fumo Lucido		14818 4327		14818 4330	
Pale Gold NEW Oro Chiaro	Black Chrome NEW Cromo Nero	14818 4527		14818 4530	
Glossy Bronze Bronzo Lucido		14818 4627		14818 4630	
Golden Sage Salvia Dorata		14818 7127		14818 7130	
Deep Azure Steel NEW Azzurro Metallizzato Intenso	Black cable Cavo Nero	14818 8627		14818 8630	


Elara


Designed by Nika Zupanc

Year 2022

The name *Elara* connotes astronomy and Greek mythology, and its geometric design mimicks the trajectory of the planets within the universe. Inspired by astral motion, the lamp is characterised by two metal rings, one of which can be set at various angles to produce fluidity and movement, as well as a small sphere at the bottom of the lamp that contains the light source. The central ring can be positioned to reach different heights and angles, allowing users to experiment with casting light and shadows. The light source emits a glow that can illuminate an entire room. Additionally, when the lamp is off, users can direct the bi-emission sphere – up or down – according to the need for light.

Il nome *Elara* richiama l'astronomia e la mitologia greca, e il suo design geometrico imita la traiettoria dei pianeti nell'universo. Ispirata al movimento astrale, la lampada è caratterizzata da due anelli metallici, uno dei quali può essere posizionato a varie angolazioni per produrre fluidità e movimento, e da una piccola sfera all'estremità inferiore della lampada che contiene la sorgente luminosa. L'anello centrale può essere posizionato in modo da raggiungere diverse altezze e angolazioni, consentendo agli utenti di sperimentare la proiezione di luci e ombre. La sorgente luminosa emette un bagliore che può illuminare un'intera stanza. Inoltre quando la lampada è spenta, è possibile per gli utenti orientare la sfera a doppia emissione – verso l'alto o verso il basso – in base alle esigenze di luce.

Go to the technical info 

Click to discover more 

Elara
COD. 206

CATEGORY LAMP

Suspension

Sospensione

TYPE OF LIGHT

Diffused symmetric light
Adjustable light

Luce simmetrica diffusa
Luce orientabile





1 Side I, power 75%
2 Side II, power 25%





1 Side II, power 25%
 2 Side I, power 75%




Elara, metal sphere, side I (down) side II (up), FINISH Matte Gold.

↑ 25%



↓ 75%



Elara, metal sphere, side I (up) side II (down), FINISH Extra Matte Black.

↑ 75%




↓ 25%

During the installation, it is possible to choose the amount of *light* emitted by the light source, adjusting the orientation of the sphere to bring more light upwards or on the downwards.

In fase in installazione è possibile scegliere la quantità di *luce* emessa dalla sorgente luminosa, regolando l'orientamento della sfera per ottenere più luce verso l'alto o sul piano.





Elara is characterised by two metal rings, one of which can be set at various angles.



Elara, metal sphere, FINISH Extra Matte Black.



Elara, metal rings, FINISH Glossy Black.



Elara large, FINISH Black.

Le nom *Elara* évoque l'astronomie et la mythologie grecque, et son design géométrique imite la trajectoire des planètes dans l'univers. S'inspirant du mouvement astral, la lampe se caractérise par deux anneaux métalliques : un pouvant être positionné à différents angles, créant ainsi fluidité et mouvement, et par une petite sphère à l'extrémité inférieure de la lampe qui abrite la source lumineuse. L'anneau central peut être positionné pour atteindre différents angles et hauteurs, permettant aux utilisateurs d'expérimenter la projection de lumière et d'ombre. La source lumineuse émet un rayonnement lumineux qui peut éclairer toute une pièce. De plus, lorsque la lampe est éteinte, les utilisateurs peuvent orienter la sphère à double émission – vers le haut ou vers le bas – en fonction des exigences de lumière. ● FR

Der Name *Elara* erinnert an die Astronomie und die griechische Mythologie, und so ahmt das geometrische Design der Leuchte die Flugbahn der Planeten im Universum nach. Inspiriert von diesen astralen Bewegungen besteht die Leuchte aus zwei Metallringen, von denen einer in verschiedenen Winkeln positioniert werden kann, um eine fließende Bewegung zu erzeugen, sowie aus einer kleinen Kugel am unteren Ende der Leuchte, welche die Lichtquelle enthält. Der zentrale Ring kann in verschiedenen Höhen und Winkeln positioniert werden, so dass die Benutzer mit der Projektion von Licht und Schatten experimentieren können. Die Lichtquelle strahlt ein Licht aus, das einen ganzen Raum erhellen kann. Außerdem kann der Benutzer die Dual-Emissionskugel bei ausgeschalteter Leuchte je nach Lichtbedarf nach oben oder nach unten ausrichten. ● DE

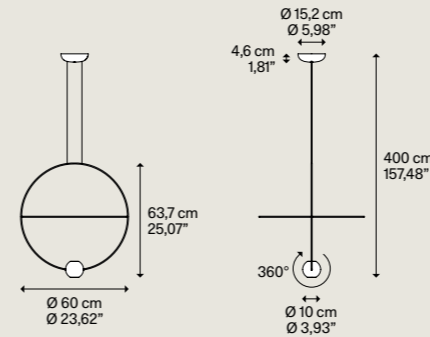
El nombre *Elara* evoca la astronomía y la mitología griega y su diseño geométrico imita la trayectoria de los planetas en el universo. Inspirada en el movimiento astral, la lámpara se caracteriza por dos anillos metálicos, uno de los cuales se puede colocar en distintos ángulos para crear fluidez y movimiento, y una pequeña esfera en el extremo inferior de la lámpara que contiene la fuente luminosa. El anillo central se puede colocar de forma que alcance distintas alturas y ángulos y permite a los usuarios experimentar la proyección de luces y sombras. La fuente luminosa emite un destello que puede iluminar toda una habitación. Además, cuando la lámpara está apagada, los usuarios pueden orientar la esfera con doble emisión – hacia arriba o hacia abajo – dependiendo de la luz que se necesite. ● ES

Название *Elara* напоминает нам об астрономии и греческой мифологии, ее геометрический дизайн имитирует траектории движения планет во вселенной. Лампа, вдохновленная движением звезд, имеет два металлических кольца, одно из которых может устанавливаться под разными углами, создавая текучесть и мобильность, и небольшую сферу на нижней стороне лампы, содержащей внутри источник освещения. Центральное кольцо можно располагать на различной высоте и под разными углами, что позволяет пользователям экспериментировать с проекцией света и тени. Источник света излучает свечение, наполняющее всю комнату. Кроме того, когда лампа выключена, пользователи могут ориентировать сферу с двойным излучением вверх или вниз в зависимости от потребности в освещении. ● RU

Elara — 名呼应天文学和希腊神话,同时它的几何设计还仿照宇宙中的行星运行轨迹。受星体运动的启发,两只金属圆环是这款灯的特色所在,其中一只能够以不同角度定位,从而产生流动性和运动性,并使灯体下端形成一个容纳光源的小球体。中心圆环通过定位可达到不同高度和角度,允许用户尝试光与影的投射。光源发出的光芒可照亮整个房间。此外,当灯熄灭时,用户可以根据自身的光线需求将双发射球体向上或向下调转。● ZH

CATEGORY SUSPENSION LAMP

Elara medium



Net weight	1,67 kg	Pack	1	Energy class	2700 K ▶D+E
Peso netto	3,68 lbs	Colli	1	Classe energetica	3000 K ▶D+F

DESIGN Nika Zupanc, 2022

Metal structure
Montatura in metallo

- Glossy Black
Nero Lucido
- Glossy Gold
Oro Lucido

Metal sphere
Sfera in metallo

- Extra Matte Black
Nero Extra Opaco
- Matte Gold
Oro Opaco

Code Codice	A	Code Codice	B
----------------	---	----------------	---

20621 2227		20621 2230	
20621 5027		20621 5030	

Light source
Sorgente luminosa

LED	K
2700	18+9 W
2100	Im-side I
800	Im-side II
1000	mA
CRI 90	
MacAdam 3-Step	

LED and driver included
LED e driver inclusi

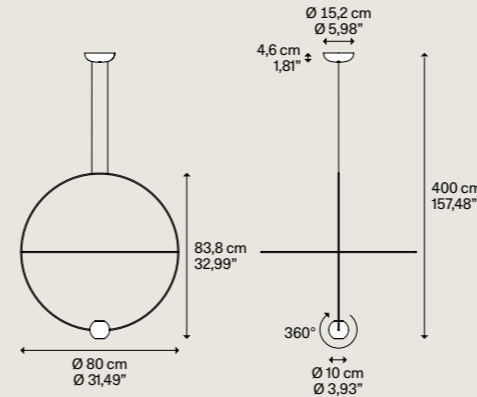
Light source
Sorgente luminosa

LED	K
3000	18+9 W
2260	Im-side I
845	Im-side II
1000	mA
CRI 90	
MacAdam 3-Step	

LED and driver included
LED e driver inclusi



Elara large



Net weight	1,87 kg	Pack	1	Energy class	2700 K ▶D+E
Peso netto	4,12 lbs	Colli	1	Classe energetica	3000 K ▶D+F

Metal structure
Montatura in metallo

- Glossy Black
Nero Lucido
- Glossy Gold
Oro Lucido

Metal sphere
Sfera in metallo

- Extra Matte Black
Nero Extra Opaco
- Matte Gold
Oro Opaco

Code Codice	A	Code Codice	B
----------------	---	----------------	---

20622 2227		20622 2230	
20622 5027		20622 5030	

Light source
Sorgente luminosa

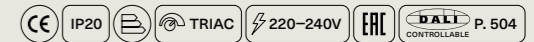
LED	K
2700	18+9 W
2100	Im-side I
800	Im-side II
1000	mA
CRI 90	
MacAdam 3-Step	

LED and driver included
LED e driver inclusi

Light source
Sorgente luminosa

LED	K
3000	18+9 W
2260	Im-side I
845	Im-side II
1000	mA
CRI 90	
MacAdam 3-Step	

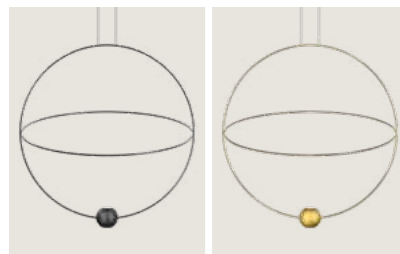
LED and driver included
LED e driver inclusi



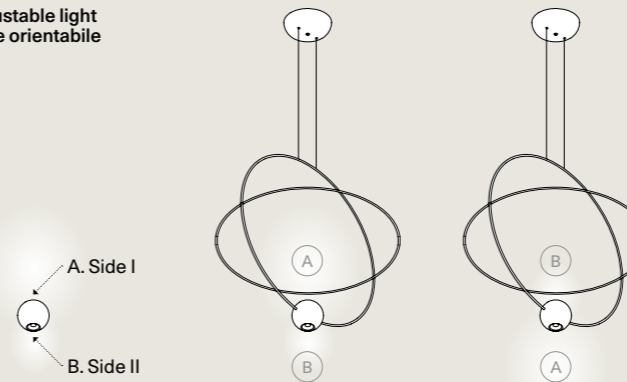
Elara medium ↗ Suspension lamp




Elara large ↗ Suspension lamp



Adjustable light
Luce orientabile



Adjustable ring
Anello orientabile



Kelly

Designed by Andrea Toso

Year 2015

Seductive beauty with a bold personality thanks to the strong and precise laser cuts, which lighten the metal of the lampshade and create an intriguing play of light and shadow. *Kelly* is a multifaceted family of suspension lamps that stands out with elegance in any living space thanks to the variety of available forms and finishes.

Una bellezza seducente dalla personalità audace grazie a tagli laser forti e precisi che alleggeriscono il metallo del paralume e creano un intrigante gioco di luci e ombre. *Kelly* è una famiglia poliedrica di lampade a sospensione che si distingue con eleganza in ogni ambiente abitativo grazie alla varietà di forme e finiture disponibili.



Go to the technical info [+](#)

Click to discover more [↘](#)

Kelly
COD. 141

CATEGORY LAMP

Suspension Sospensione



TYPE OF LIGHT

Diffused symmetric light Luce simmetrica diffusa





Une beauté séduisante d'une personnalité audacieuse grâce aux découpes laser puissantes et précises qui allègent le métal de l'abat-jour et créent un intrigant jeu de lumière et d'ombres. *Kelly* est une famille polyédrique de suspensions qui se distingue avec élégance dans toutes les pièces de vie grâce à la variété de formes et de finitions disponibles. ● FR

Verführerische Schönheit mit gewagter Persönlichkeit, die durch starke und genaue Laserschnitte zum Ausdruck gebracht wird, die das Metall des Lampenschirms leicht erscheinen lassen und ein betrügerisches Spiel aus Licht und Schatten schaffen. *Kelly* ist eine vielseitige Familie aus Hängeleuchten, die sich durch Eleganz in jedem Wohnraum auszeichnet, die den verschiedenen verfügbaren Formen und Ausführungen zu verdanken ist. ● DE

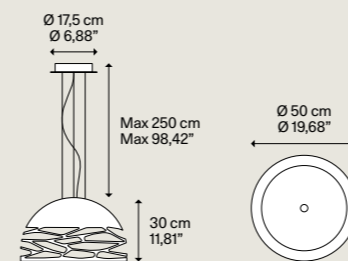
Una belleza seductora con una personalidad atrevida gracias a fuertes y precisos cortes de láser que aligeran el metal de la pantalla y crean un intrigante juego de luces y sombras. *Kelly* es una familia versátil de lámparas de suspensión que destaca con elegancia en cualquier entorno residencial gracias a la variedad de formas y acabados disponibles. ● ES

Соблазнительная красота с решительным характером создана благодаря четким и выразительным прорезям, выполненным методом лазерной резки, которые облегчают металлический абажур и создают интригующую игру света и тени. *Kelly* – это семейство универсальных подвесных светильников, которые элегантно украшают любой жилой интерьер благодаря разнообразию доступных форм и отделки. ● RU

强劲而精确的激光切割使灯罩的金属发亮，并创造出有趣的光影效果，具有诱人的美感和大胆个性。*Kelly* 是一个悬吊式系列的产品，其多种多样的外形和颜色使其在任何生活环境中均格外高雅。 ● ZH

CATEGORY SUSPENSION LAMP

Kelly small dome 50



Net weight	6,00 kg	Pack	1
Peso netto	13,22 lbs	Colli	

DESIGN Andrea Tosetto, 2015

Metal structure Montatura in metallo

- Matte White - 9010
Bianco Opaco - 9010
- Natural Brown NCS S 8005-Y50R NEW
Testa di Moro NCS S 8005-Y50R
- Matte Champagne
Champagne Opaco

Light source Sorgente luminosa

E27 LED 3x 25 W  W/L max 12 cm
W/L max 4,72"

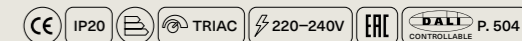
Bulb not included
Lampadina non inclusa

Glass diffuser Diffusore in vetro

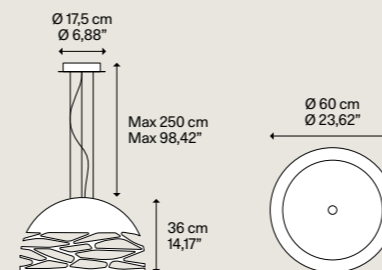
Glossy White
Bianco Lucido

Code Codice

14126 1000
14126 6900
14126 4500



Kelly medium dome 60



Net weight	7,15 kg	Pack	1
Peso netto	15,76 lbs	Colli	

Metal structure Montatura in metallo

- Matte White - 9010
Bianco Opaco - 9010
- Natural Brown NCS S 8005-Y50R NEW
Testa di Moro NCS S 8005-Y50R
- Matte Champagne
Champagne Opaco

Light source Sorgente luminosa

E27 LED 3x 25 W  W/L max 12 cm
W/L max 4,72"

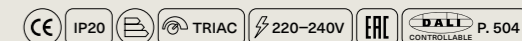
Bulb not included
Lampadina non inclusa

Glass diffuser Diffusore in vetro

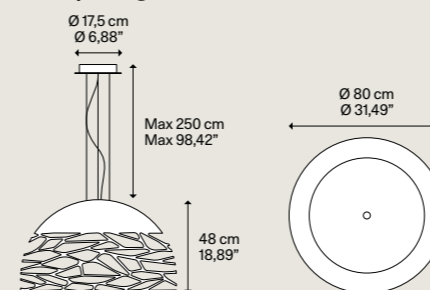
Glossy White
Bianco Lucido

Code Codice

14127 1000
14127 6900
14127 4500



Kelly large dome 80



Net weight	11,00 kg	Pack	1
Peso netto	24,25 lbs	Colli	

Metal structure Montatura in metallo

- Matte White - 9010
Bianco Opaco - 9010
- Natural Brown NCS S 8005-Y50R NEW
Testa di Moro NCS S 8005-Y50R
- Matte Champagne
Champagne Opaco

Light source Sorgente luminosa

E27 LED 3x 25 W  W/L max 12 cm
W/L max 4,72"

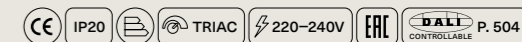
Bulb not included
Lampadina non inclusa

Glass diffuser Diffusore in vetro


Glossy White
Bianco Lucido

Code Codice


14128 1000
14128 6900
14128 4500




Kelly small dome 50 ↗ Suspension lamp



Kelly medium dome 60 ↗ Suspension lamp



Kelly large dome 80 ↗ Suspension lamp



Standard Bespoke

Lodes provides functional and decorative solutions that offer endless possibilities for customisation through the combination of lamps and canopies. The freedom offered by these combinations brings to life the concept of “*Standard Bespoke*”: a collection of products which are universal, meeting the specific needs of any living spaces, thanks to the possibility of configuring unique and meaningful compositions at will.

Lodes consente di creare soluzioni funzionali e decorative che offrono infinite possibilità di personalizzazione grazie all'unione tra lampade e rosoni. La grande libertà offerta da queste combinazioni dà vita al concetto di “*Standard Bespoke*”: una collezione dal carattere universale, in grado di rispondere alle esigenze specifiche di ogni spazio grazie alla possibilità di configurare a piacere composizioni uniche e dense di significato.

Standard Bespoke



Type of canopy: *Recessed Micro* and *Recessed Micro Trimless* (Pure and Deep)
Finishes: Clear, Frosted White and Glossy Smoke

Random Solo, design by Chia-Ying Lee

Cluster suspension lamps




A-Tube

A-Tube Nano

A-Tube Nano Duo

Cono di Luce

IVY I




Jefferson

JIM

Kelly Cluster

Nostalgia

Oblò



Rain

Random

Random Five

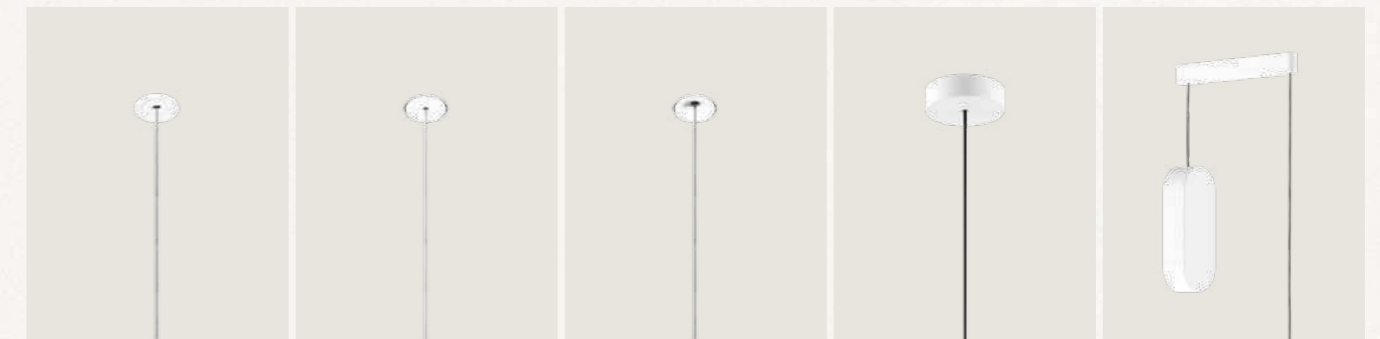
Random Solo

Spider



Volum

Single canopies



Recessed
Micro

Recessed Micro
Trimless - Pure

Recessed Micro
Trimless - Deep

Single Mini

Wall Oval

Compact and slim, *single canopies* can be recessed into plasterboard or painted tone-on-tone to blend in with walls and ceilings. They allow you to highlight specific areas – such as passageways or corners of the room – or individual suspensions, even in customised compositions designed for high ceilings or in contexts that do not allow the use of clusters.

Compatti e sottili, i *rosoni singoli* possono essere incassati nel cartongesso o tinteggiati tono su tono per integrarsi con pareti e soffitti. Permettono di valorizzare punti mirati – come passaggi o angoli della stanza – o singole sospensioni, anche in composizioni personalizzate pensate per soffitti alti o per contesti che non consentono l'utilizzo di cluster.

Multiple canopies



Round canopies
up to 9 lights

Round canopies
from 9 and up to 36 lights

Oval canopies


Radial canopies

Rectangular canopies

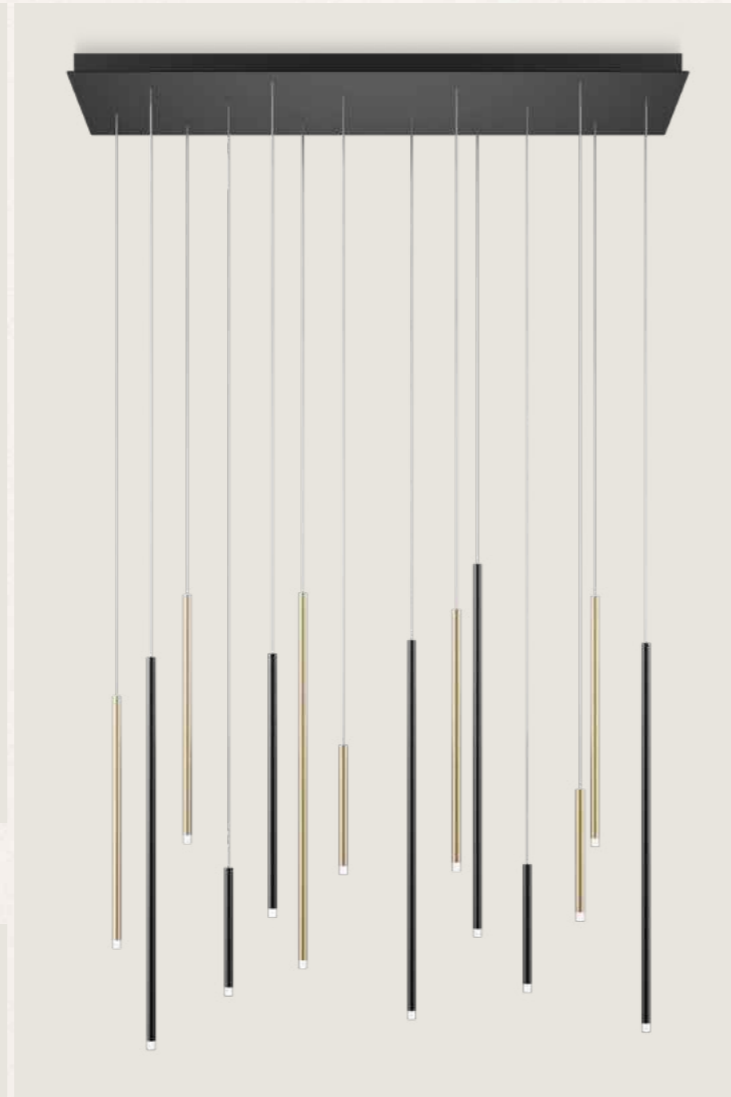
Characterised by a minimalist design and a light visual presence, *multiple canopies* offer ample design freedom, allowing lamps to be positioned in a fluid and dynamic way to create configurations based on the logic of *multiple* composition or the concept of 'up to'. The *round multiple canopies*, available in four compact diameters and with integrated ceiling attachments, can accommodate up to nine suspensions. Alternatively, they come with a variable but predefined number of holes, ranging from nine to thirty-six lights. The new *oval canopy*, in two sizes and with up to eleven lamps – also arranged in two rows along the perimeter – distributes light evenly over dining tables, counters or social areas. The *radial canopies* allow the cables to be oriented with greater freedom, ensuring uniform and effective lighting even in irregular spaces or in environments with complex architectural forms. The *rectangular canopy* allows for linear and well-balanced compositions, even on a large scale, to enhance long rooms and spaces.

Caratterizzati da un design essenziale e da una presenza visiva leggera, i *rosoni multipli* offrono ampia libertà progettuale, consentendo di posizionare le lampade in modo fluido e dinamico per creare configurazioni basate sulla logica della composizione *multipla* o sul concetto di "fino a". I *rosoni multipli rotondi*, in quattro diametri contenuti e con attacchi integrati nel soffitto, possono accogliere fino a nove sospensioni. Oppure sono disponibili con numero variabile ma predefinito di fori da nove a trentasei luci. Il nuovo *rosone ovale*, in due dimensioni e fino a undici lampade – anche disposte su due file lungo il perimetro – distribuisce la luce in modo equilibrato sopra tavoli da pranzo, banconi o aree conviviali. I *rosoni radiali* permettono di orientare i cavi con maggiore libertà, assicurando un'illuminazione uniforme ed efficace anche in spazi irregolari o con architetture dalle forme articolate. Il *rosone rettangolare* consente composizioni lineari e ben calibrate, anche di grande respiro, per valorizzare ambienti e volumi sviluppati in lunghezza.

Create Bespoke compositions with Lodes' canopies!




Random Solo, 5 Lights Round large




A-Tube Nano, 14 Lights Rectangular



Nostalgia, 7 Lights Rectangular



Volum, 12 Lights Radial



Kelly Cluster, 9 Lights Round large



Rain, 11 Lights Oval



Jefferson, Single Mini

Welcome to the *Lodes* product Configurator

Discover the online configurator now!

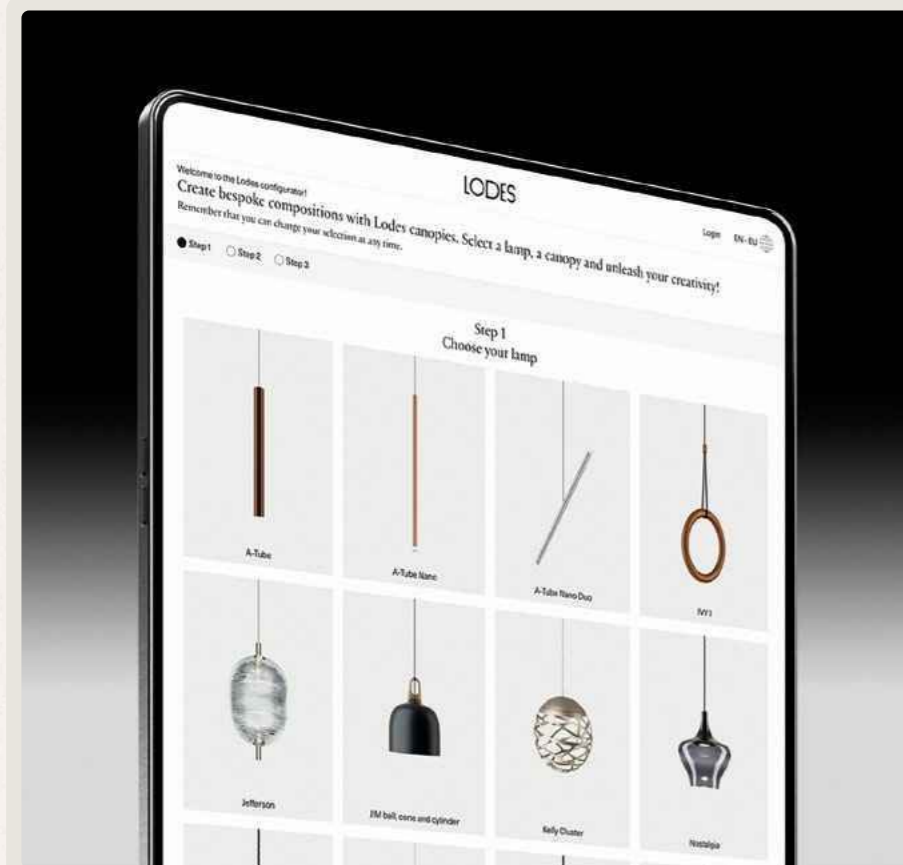


Set and view your composition



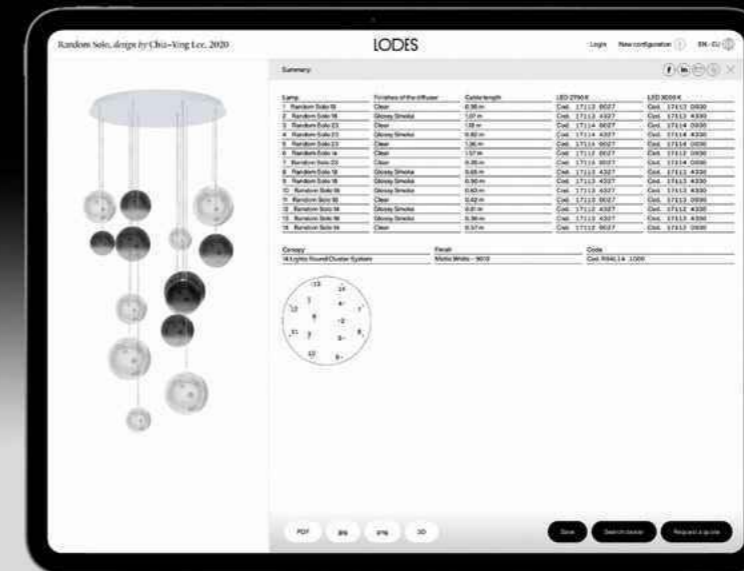
- 1 Set the dimensions
- 2 Choose the finishes
- 3 View your configuration
- 4 Click on a lamp to modify it
- 5 Click to explore the composition

Welcome to the Lodes product configurator!



- 1 Choose your lamp
- 2 Choose size and finish of your canopy
- 3 Confirm your ceiling height and decide your composition type
- 5 Start configuring!

Download your project and get a quote



- 1 Download pdf, jpg, png, 3D
- 2 Save your configuration
- 3 Search dealer
- 4 Request a quote

Random Solo

Designed by Chia-Ying Lee

Year 2020, 2024

Random Solo reinterprets the essence of *Random* in a pendant lamp that expresses a new idea of lightness: the blown glass bubbles break free from the original three-element cluster to float in solitary beauty or combine with each other in delicate lighting solutions. Available in six sphere sizes and eight refined finishes – including the new Pale Gold, Mandarin Orange, Golden Sage and Deep Azure Steel – it allows you to imagine endless lighting scenarios, both as an elegant light source and in evocative and lively compositions. Thanks to its versatility and wide range of customisation options, combining spheres of different sizes and shades, *Random Solo* is ideal for lighting and decorating a wide range of environments, from residential to contract, hospitality and F&B. Alongside the finishes, the structure has also evolved and is now available with a black silicone cable and mounting.

Random Solo reinterpreta l'essenza di *Random* in una lampada a sospensione che esprime una nuova idea di leggerezza: le bolle di vetro soffiato si liberano dall'originale cluster a tre elementi per fluttuare in solitaria bellezza o combinarsi tra loro in delicate soluzioni di luce. Disponibile in sei dimensioni di sfera e otto raffinate finiture – tra cui le inedite Pale Gold, Mandarin Orange, Golden Sage e Deep Azure Steel –, consente di immaginare infiniti scenari luminosi, sia come elegante punto luce sia in suggestive e vivaci composizioni. Grazie alla sua versatilità e alle ampie possibilità di personalizzazione – accostando sfere di diverse dimensioni e sfumature –, *Random Solo* si presta a illuminare e decorare una vasta gamma di ambienti, dal residenziale al contract, fino all'hospitality e al F&B. In parallelo alle finiture, si evolve anche la struttura, ora disponibile con cavo e montatura in silicone nero.

Go to the technical info



Click to discover more



Random Solo
COD. 171

CATEGORY LAMP

Cluster suspension

Sospensione cluster

TYPE OF LIGHT

Diffused light

Luce diffusa



Random Solo 10, 14 and 23, on recessed micro canopies Trimless Deep, FINISHES Clear, Golden Sage and Pale Gold.





Random Solo, FINISHES Deep Azure Steel and Clear.





130 Random Solo 23 and 28, composition of 14 lights on a *round canopy*, FINISHES Clear and Glossy Smoke.



Random Solo 12, 14, 18, 23 and 28, FINISHES Clear and Glossy Smoke.






134 Random Solo 12, 14 and 18, special composition of 23 lights on *recessed micro canopies*.



FINISHES Frosted White, Golden Sage and Clear.



Random Solo réinterprète l'essence de *Random* dans une suspension qui exprime une nouvelle idée de légèreté : les bulles de verre soufflé se libèrent de l'assemblage original de trois éléments pour fluctuer dans une beauté solitaire ou se combiner en de délicates solutions d'éclairage. Disponible en six tailles de sphère et huit finitions raffinées, dont les nouvelles teintes Pale Gold, Mandarin Orange, Golden Sage et Deep Azure Steel, la suspension permet d'imaginer une infinité de scénarios d'éclairage, aussi bien comme point de lumière élégant que dans des compositions évocatrices et dynamiques. Grâce à sa polyvalence et à ses nombreuses options de personnalisation (en combinant des sphères de tailles et de teintes différentes), *Random Solo* convient à l'éclairage et à la décoration d'une large gamme d'espaces, du résidentiel aux espaces professionnels, de l'hôtellerie à la restauration. Parallèlement aux finitions, la structure évolue elle aussi, est désormais disponible avec un câble et une monture en silicone noir. ●FR

Random Solo interpretiert die Essenz von *Random* in einer Pendelleuchte neu, die eine innovative Idee von Leichtigkeit zum Ausdruck bringt: Die mundgeblasenen Glasblasen lösen sich aus dem ursprünglichen Dreiercluster, um in eigenständiger Schönheit zu schweben oder sich zu zarten Lichtlösungen zusammenzufügen. Erhältlich in sechs Kugelgrößen und acht raffinierten Ausführungen – darunter die neuen Farbtöne Pale Gold, Mandarin Orange, Golden Sage und Deep Azure Steel – ermöglicht sie unendliche Beleuchtungsszenarien, sowohl als eleganter Lichtpunkt als auch in suggestiven und lebendigen Kompositionen. Dank ihrer Vielseitigkeit und den umfangreichen Möglichkeiten zur individuellen Gestaltung – durch die Kombination von Kugeln in verschiedenen Größen und Farbtönen – eignet sich *Random Solo* zur Beleuchtung und Dekoration einer Vielzahl von Umgebungen, vom Wohnbereich über den Contract bis hin zum Hospitality und F&B Bereich. Parallel zu den Ausführungen hat sich auch die Struktur weiterentwickelt und ist nun mit Kabel und Halterung aus schwarzem Silikon erhältlich. ●DE


Random Solo reinterpreta la esencia de *Random* en una lámpara de suspensión que expresa una nueva idea de ligereza: las burbujas de vidrio soplado se liberan del original cluster de tres elementos para flotar en solitaria belleza o combinarse entre sí en delicadas soluciones de luz. Disponible en seis tamaños de esfera y ocho refinados acabados – entre los que se incluyen los nuevos Pale Gold, Mandarin Orange, Golden Sage y Deep Azure Steel –, permite imaginar infinitos escenarios luminosos, tanto como elegante punto de luz como en evocadoras y vibrantes composiciones. Gracias a su versatilidad y a las amplias posibilidades de personalización – combinando esferas de diferentes tamaños y matices –, *Random Solo* es ideal para iluminar y decorar una amplia gama de ambientes, desde residenciales hasta contract, pasando por la hostelería y la restauración. Paralelamente a los acabados, también evoluciona la estructura, ahora disponible con cable y cuerpo de silicona negro. ●ES

Random Solo переосмысливает суть *Random* в подвесном светильнике, воплощающем новую идею легкости: дутые стеклянные пузыри отделяются от оригинального трехэлементного кластера, паря в воздухе в одиночку или в сочетании друг с другом и создавая утонченные световые решения. Выпускаемый с шестью размерами сфер и с восемью изысканными отделками, включая Pale Gold, Mandarin Orange, Golden Sage и Deep Azure Steel, он позволяет создавать бесконечное количество сценариев освещения, выступая как в качестве элегантно точечного светильника, так и как часть выразительных и ярких композиций. Благодаря своей универсальности и широким возможностям для индивидуального оформления, комбинируя сферы разных размеров и оттенков, *Random Solo* подходит для освещения и украшения самых разных пространств: от жилых до коммерческих, от гостиниц до ресторанов. Наряду с отделкой, изменилась и конструкция светильника: теперь он доступен с черным силиконовым кабелем и рамой. ●RU


*Random Solo*以悬吊灯的形式重新诠释了*Random*的精髓，表达了一种全新的轻盈理念：吹制玻璃的气泡从最初的三元素组合吊灯座中挣脱而出，以便以独立的美感漂浮或相互组合成精致的照明方案。提供六种球体尺寸和八种精美饰面，其中包含前所未有的Pale Gold、Mandarin Orange、Golden Sage和Deep Azure Steel，使您能够想象无限的照明场景，既可作为优雅的光点，也可构成迷人又生动的组合。通过组合不同尺寸和色调的球体，*Random Solo*多用百搭且具有广泛的定制可能性。从住宅到定制型空间，再到酒店和餐饮场所，适用于照亮并装饰多种环境。球体的结构也随其饰面而演变，现也提供黑色硅胶制成的边框、线缆和灯座。●ZH

White cable with translucent silicone


Black cable with black translucent silicone



Random Solo 10 » Cluster suspension lamp



Random Solo 12 » Cluster suspension lamp




Random Solo 14 » Cluster suspension lamp



Random Solo 18 » Cluster suspension lamp



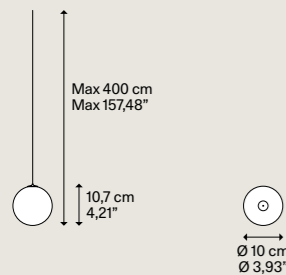
Random Solo 23 » Cluster suspension lamp



Random Solo 28 » Cluster suspension lamp

CATEGORY CLUSTER SUSPENSION LAMP

Random Solo 10



DESIGN Chia-Ying Lee, 2024

Blown glass diffuser Diffusore in vetro soffiato	Structure and cable Struttura e cavo	Code Codice	A	Code Codice	B
Clear Trasparente		17110 0027		17110 0030	
Frosted White Bianco Satinato		17110 1327		17110 1330	
Glossy Smoke Fumo Lucido		17110 4327		17110 4330	
Pale Gold <small>NEW</small> Oro Chiaro		17110 4527		17110 4530	
Glossy Bronze Bronzo Lucido	White Translucent silicone Silicone Bianco translucido	17110 4627		17110 4630	
Mandarin Orange <small>NEW</small> Arancio Vivace		17110 5827		17110 5830	
Golden Sage <small>NEW</small> Salvia Dorata		17110 7127		17110 7130	
Deep Azure Steel <small>NEW</small> Azzurro Metallizzato Intenso	White cable Cavo Bianco	17110 8627		17110 8630	
Clear Trasparente		17120 0027		17120 0030	
Frosted White Bianco Satinato		17120 1327		17120 1330	
Glossy Smoke Fumo Lucido		17120 4327		17120 4330	
Pale Gold <small>NEW</small> Oro Chiaro		17120 4527		17120 4530	
Glossy Bronze Bronzo Lucido	Matte Black silicone Silicone Nero Opaco <small>NEW</small>	17120 4627		17120 4630	
Mandarin Orange <small>NEW</small> Arancio Vivace		17120 5827		17120 5830	
Golden Sage <small>NEW</small> Salvia Dorata		17120 7127		17120 7130	
Deep Azure Steel <small>NEW</small> Azzurro Metallizzato Intenso	Black cable Cavo Nero	17120 8627		17120 8630	

Light source
Sorgente luminosa **A**

LED
2700 K
1 W
150 lm
350 mA
CRI 90
MacAdam 3-Step

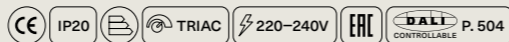
LED and driver included
LED e driver inclusi

Light source
Sorgente luminosa **B**

LED
3000 K
1 W
160 lm
350 mA
CRI 90
MacAdam 3-Step

LED and driver included
LED e driver inclusi

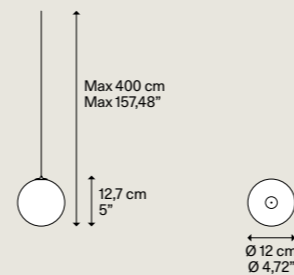
Net weight 0,165 kg / Peso netto 0,363 lbs
Pack Colli 2
Energy class / Classe energetica D



The lamps must be installed on canopies ▶ p. 304–311 or on the DOUBLEZERO7 System ▶ p. 434–475
Le lampade devono essere installate su rosioni ▶ p. 304–311 o su sistema DOUBLEZERO7 ▶ p. 434–475

CATEGORY CLUSTER SUSPENSION LAMP

Random Solo 12



DESIGN Chia-Ying Lee, 2020

Blown glass diffuser Diffusore in vetro soffiato	Structure and cable Struttura e cavo	Code Codice	A	Code Codice	B
Clear Trasparente		17111 0027		17111 0030	
Frosted White Bianco Satinato		17111 1327		17111 1330	
Glossy Smoke Fumo Lucido		17111 4327		17111 4330	
Pale Gold <small>NEW</small> Oro Chiaro	White Translucent silicone Silicone Bianco translucido	17111 4527		17111 4530	
Glossy Bronze Bronzo Lucido		17111 4627		17111 4630	
Mandarin Orange <small>NEW</small> Arancio Vivace		17111 5827		17111 5830	
Golden Sage <small>NEW</small> Salvia Dorata		17111 7127		17111 7130	
Deep Azure Steel <small>NEW</small> Azzurro Metallizzato Intenso	White cable Cavo Bianco	17111 8627		17111 8630	
Clear Trasparente		17121 0027		17121 0030	
Frosted White Bianco Satinato		17121 1327		17121 1330	
Glossy Smoke Fumo Lucido		17121 4327		17121 4330	
Pale Gold <small>NEW</small> Oro Chiaro	Matte Black silicone Silicone Nero Opaco <small>NEW</small>	17121 4527		17121 4530	
Glossy Bronze Bronzo Lucido		17121 4627		17121 4630	
Mandarin Orange <small>NEW</small> Arancio Vivace		17121 5827		17121 5830	
Golden Sage <small>NEW</small> Salvia Dorata		17121 7127		17121 7130	
Deep Azure Steel <small>NEW</small> Azzurro Metallizzato Intenso	Black cable Cavo Nero	17121 8627		17121 8630	

Light source
Sorgente luminosa **A**

LED
2700 K
1 W
150 lm
350 mA
CRI 90
MacAdam 3-Step

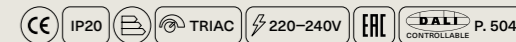
LED and driver included
LED e driver inclusi

Light source
Sorgente luminosa **B**

LED
3000 K
1 W
160 lm
350 mA
CRI 90
MacAdam 3-Step

LED and driver included
LED e driver inclusi

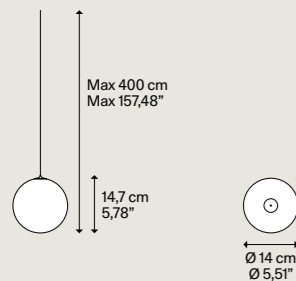
Net weight 0,20 kg / Peso netto 0,44 lbs
Pack Colli 2
Energy class / Classe energetica D



The lamps must be installed on canopies ▶ p. 304–311 or on the DOUBLEZERO7 System ▶ p. 434–475
Le lampade devono essere installate su rosioni ▶ p. 304–311 o su sistema DOUBLEZERO7 ▶ p. 434–475

CATEGORY CLUSTER SUSPENSION LAMP

Random Solo 14



DESIGN Chia-Ying Lee, 2020

Blown glass diffuser Diffusore in vetro soffiato	Structure and cable Struttura e cavo	Code Codice	A	Code Codice	B
Clear Trasparente		17112 0027		17112 0030	
Frosted White Bianco Satinato		17112 1327		17112 1330	
Glossy Smoke Fumo Lucido		17112 4327		17112 4330	
Pale Gold <small>NEW</small> Oro Chiaro		17112 4527		17112 4530	
Glossy Bronze Bronzo Lucido	White Translucent silicone Silicone Bianco translucido	17112 4627		17112 4630	
Mandarin Orange <small>NEW</small> Arancio Vivace		17112 5827		17112 5830	
Golden Sage <small>NEW</small> Salvia Dorata		17112 7127		17112 7130	
Deep Azure Steel <small>NEW</small> Azzurro Metallizzato Intenso	White cable Cavo Bianco	17112 8627		17112 8630	
Clear Trasparente		17122 0027		17122 0030	
Frosted White Bianco Satinato		17122 1327		17122 1330	
Glossy Smoke Fumo Lucido		17122 4327		17122 4330	
Pale Gold <small>NEW</small> Oro Chiaro		17122 4527		17122 4530	
Glossy Bronze Bronzo Lucido	Matte Black silicone Silicone Nero Opaco <small>NEW</small>	17122 4627		17122 4630	
Mandarin Orange <small>NEW</small> Arancio Vivace		17122 5827		17122 5830	
Golden Sage <small>NEW</small> Salvia Dorata		17122 7127		17122 7130	
Deep Azure Steel <small>NEW</small> Azzurro Metallizzato Intenso	Black cable Cavo Nero	17122 8627		17122 8630	

Light source
Sorgente luminosa

LED
2700 K
1 W
150 lm
350 mA
CRI 90
MacAdam 3-Step

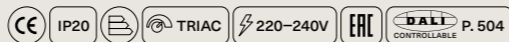
LED and driver included
LED e driver inclusi

Light source
Sorgente luminosa

LED
3000 K
1 W
160 lm
350 mA
CRI 90
MacAdam 3-Step

LED and driver included
LED e driver inclusi

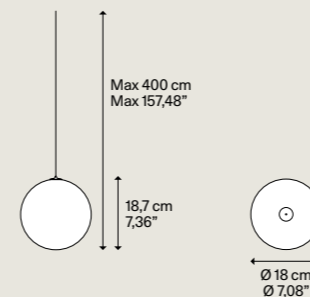
Net weight 0,22 kg / Peso netto 0,48 lbs
Pack Colli 2
Energy class Classe energetica D



The lamps must be installed on canopies ▶ p. 304–311 or on the DOUBLEZERO7 System ▶ p. 434–475
Le lampade devono essere installate su rosioni ▶ p. 304–311 o su sistema DOUBLEZERO7 ▶ p. 434–475

CATEGORY CLUSTER SUSPENSION LAMP

Random Solo 18



DESIGN Chia-Ying Lee, 2020

Blown glass diffuser Diffusore in vetro soffiato	Structure and cable Struttura e cavo	Code Codice	A	Code Codice	B
Clear Trasparente		17113 0027		17113 0030	
Frosted White Bianco Satinato		17113 1327		17113 1330	
Glossy Smoke Fumo Lucido		17113 4327		17113 4330	
Pale Gold <small>NEW</small> Oro Chiaro		17113 4527		17113 4530	
Glossy Bronze Bronzo Lucido	White Translucent silicone Silicone Bianco translucido	17113 4627		17113 4630	
Mandarin Orange <small>NEW</small> Arancio Vivace		17113 5827		17113 5830	
Golden Sage <small>NEW</small> Salvia Dorata		17113 7127		17113 7130	
Deep Azure Steel <small>NEW</small> Azzurro Metallizzato Intenso	White cable Cavo Bianco	17113 8627		17113 8630	
Clear Trasparente		17123 0027		17123 0030	
Frosted White Bianco Satinato		17123 1327		17123 1330	
Glossy Smoke Fumo Lucido		17123 4327		17123 4330	
Pale Gold <small>NEW</small> Oro Chiaro		17123 4527		17123 4530	
Glossy Bronze Bronzo Lucido	Matte Black silicone Silicone Nero Opaco <small>NEW</small>	17123 4627		17123 4630	
Mandarin Orange <small>NEW</small> Arancio Vivace		17123 5827		17123 5830	
Golden Sage <small>NEW</small> Salvia Dorata		17123 7127		17123 7130	
Deep Azure Steel <small>NEW</small> Azzurro Metallizzato Intenso	Black cable Cavo Nero	17123 8627		17123 8630	

Light source
Sorgente luminosa

LED
2700 K
1 W
150 lm
350 mA
CRI 90
MacAdam 3-Step


LED and driver included
LED e driver inclusi

Light source
Sorgente luminosa

LED
3000 K
1 W
160 lm
350 mA
CRI 90
MacAdam 3-Step

LED and driver included
LED e driver inclusi

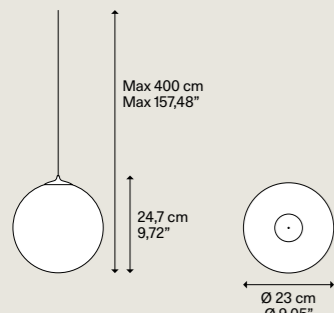
Net weight 0,35 kg / Peso netto 0,77 lbs
Pack Colli 2
Energy class Classe energetica D



The lamps must be installed on canopies ▶ p. 304–311 or on the DOUBLEZERO7 System ▶ p. 434–475
Le lampade devono essere installate su rosioni ▶ p. 304–311 o su sistema DOUBLEZERO7 ▶ p. 434–475

CATEGORY CLUSTER SUSPENSION LAMP

Random Solo 23



DESIGN Chia-Ying Lee, 2020

Blown glass diffuser Diffusore in vetro soffiato	Structure and cable Struttura e cavo	Code Codice	A	Code Codice	B
Clear Trasparente		17114 0027		17114 0030	
Frosted White Bianco Satinato		17114 1327		17114 1330	
Glossy Smoke Fumo Lucido		17114 4327		17114 4330	
Pale Gold <small>NEW</small> Oro Chiaro		17114 4527		17114 4530	
Glossy Bronze Bronzo Lucido	White Translucent silicone Silicone Bianco translucido	17114 4627		17114 4630	
Mandarin Orange <small>NEW</small> Arancio Vivace		17114 5827		17114 5830	
Golden Sage <small>NEW</small> Salvia Dorata		17114 7127		17114 7130	
Deep Azure Steel <small>NEW</small> Azzurro Metallizzato Intenso	White cable Cavo Bianco	17114 8627		17114 8630	
Clear Trasparente		17124 0027		17124 0030	
Frosted White Bianco Satinato		17124 1327		17124 1330	
Glossy Smoke Fumo Lucido		17124 4327		17124 4330	
Pale Gold <small>NEW</small> Oro Chiaro		17124 4527		17124 4530	
Glossy Bronze Bronzo Lucido	Matte Black silicone Silicone Nero Opaco <small>NEW</small>	17124 4627		17124 4630	
Mandarin Orange <small>NEW</small> Arancio Vivace		17124 5827		17124 5830	
Golden Sage <small>NEW</small> Salvia Dorata		17124 7127		17124 7130	
Deep Azure Steel <small>NEW</small> Azzurro Metallizzato Intenso	Black cable Cavo Nero	17124 8627		17124 8630	

Light source
Sorgente luminosa

LED
2700 K
3 W
450 lm
350 mA
CRI 90
MacAdam 3-Step

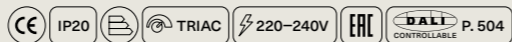
LED and driver included
LED e driver inclusi

Light source
Sorgente luminosa

LED
3000 K
3 W
480 lm
350 mA
CRI 90
MacAdam 3-Step

LED and driver included
LED e driver inclusi

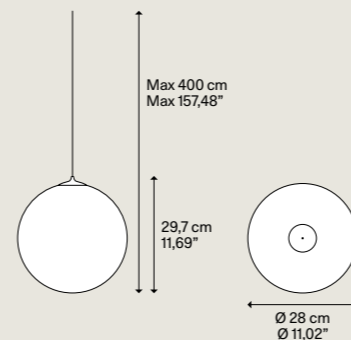
Net weight 0,60 kg / 1,32 lbs
Pack Colli 2
Energy class Classe energetica D



The lamps must be installed on canopies ▶ p. 304–311 or on the DOUBLEZERO7 System ▶ p. 434–475
Le lampade devono essere installate su rosioni ▶ p. 304–311 o su sistema DOUBLEZERO7 ▶ p. 434–475

CATEGORY CLUSTER SUSPENSION LAMP

Random Solo 28



DESIGN Chia-Ying Lee, 2020

Blown glass diffuser Diffusore in vetro soffiato	Structure and cable Struttura e cavo	Code Codice	A	Code Codice	B
Clear Trasparente		17115 0027		17115 0030	
Frosted White Bianco Satinato		17115 1327		17115 1330	
Glossy Smoke Fumo Lucido		17115 4327		17115 4330	
Pale Gold <small>NEW</small> Oro Chiaro		17115 4527		17115 4530	
Glossy Bronze Bronzo Lucido	White Translucent silicone Silicone Bianco translucido	17115 4627		17115 4630	
Mandarin Orange <small>NEW</small> Arancio Vivace		17115 5827		17115 5830	
Golden Sage <small>NEW</small> Salvia Dorata		17115 7127		17115 7130	
Deep Azure Steel <small>NEW</small> Azzurro Metallizzato Intenso	White cable Cavo Bianco	17115 8627		17115 8630	
Clear Trasparente		17125 0027		17125 0030	
Frosted White Bianco Satinato		17125 1327		17125 1330	
Glossy Smoke Fumo Lucido		17125 4327		17125 4330	
Pale Gold <small>NEW</small> Oro Chiaro		17125 4527		17125 4530	
Glossy Bronze Bronzo Lucido	Matte Black silicone Silicone Nero Opaco <small>NEW</small>	17125 4627		17125 4630	
Mandarin Orange <small>NEW</small> Arancio Vivace		17125 5827		17125 5830	
Golden Sage <small>NEW</small> Salvia Dorata		17125 7127		17125 7130	
Deep Azure Steel <small>NEW</small> Azzurro Metallizzato Intenso	Black cable Cavo Nero	17125 8627		17125 8630	

Light source
Sorgente luminosa

LED
2700 K
3 W
450 lm
350 mA
CRI 90
MacAdam 3-Step

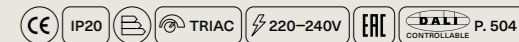
LED and driver included
LED e driver inclusi

Light source
Sorgente luminosa

LED
3000 K
3 W
480 lm
350 mA
CRI 90
MacAdam 3-Step

LED and driver included
LED e driver inclusi

Net weight 0,90 kg / 1,98 lbs
Pack Colli 2
Energy class Classe energetica D



The lamps must be installed on canopies ▶ p. 304–311 or on the DOUBLEZERO7 System ▶ p. 434–475
Le lampade devono essere installate su rosioni ▶ p. 304–311 o su sistema DOUBLEZERO7 ▶ p. 434–475


Random


Designed by Chia-Ying Lee

Year 2017, 2026

Random is an elegant pendant lamp that evokes the intangible essence of soap bubbles. The blown glass spheres, suspended from thin metal cables, enclose an LED light source that diffuses light evenly and envelopingly, creating the illusion of a cluster of lights floating evanescently in the air. *Random* offers a wide range of uses: it can be installed as a delicate light source or used to create dynamic and playful lighting compositions in clusters of up to 36 elements, adapting to the needs of different contexts, from residential to hospitality and contract. The classic three-sphere configuration is complemented by a five-sphere version, for a richer cluster effect, greater light intensity and a more striking decorative value. Both versions are available in eight finishes, including the new Pale Gold, Mandarin Orange, Golden Sage and Deep Azure Steel, now also with black silicone cable and mounting.

Random è un'elegante lampada a sospensione che evoca l'impalpabile essenza delle bolle di sapone. Le sfere di vetro soffiato, sospese a sottili cavi metallici, racchiudono una sorgente luminosa LED che diffonde la luce in modo uniforme e avvolgente, creando l'illusione di un grappolo di luci che fluttuano evanescenti nell'aria. *Random* offre ampie possibilità di utilizzo: può essere installata come delicato punto luce o dar vita a composizioni luminose dinamiche e giocose su cluster fino a 36 elementi, adattandosi alle esigenze di contesti diversi – dagli ambienti residenziali all'hospitality e al contract. Alla classica configurazione a tre sfere si affianca la versione a cinque sfere, per un effetto grappolo più ricco, una maggiore intensità luminosa e un valore decorativo più marcato. Entrambe le versioni sono disponibili in otto finiture – tra cui le nuove Pale Gold, Mandarin Orange, Golden Sage e Deep Azure Steel –, ora anche con cavo e montatura in silicone nero.

Go to the technical info 

Click to discover more 

Random
COD. 164

CATEGORY LAMP

Cluster suspension

Sospensione cluster

TYPE OF LIGHT

Diffused light

Luce diffusa



NEW



Random Five and Random, FINISHES Pale Gold and Deep Azure Steel.



148 Random and Random Five, FINISH Golden Sage, black cable and black structure version.



Random, FINISHES Glossy Bronze and Glossy Smoke.

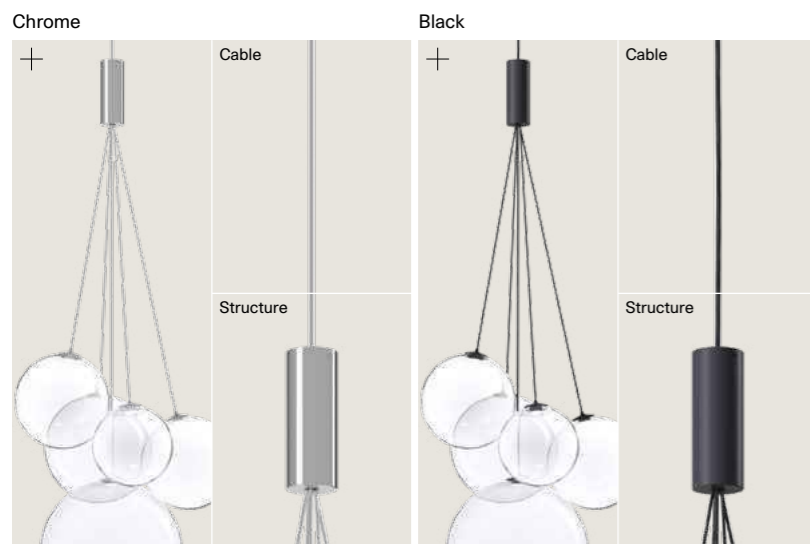








Random, recessed micro canopy. FINISHES Glossy Smoke and Clear.




Random est une élégante suspension qui évoque l'essence impalpable des bulles de savon. Les sphères en verre soufflé, suspendues à de fins câbles métalliques, renferment une source lumineuse LED qui diffuse une lumière uniforme et enveloppante, créant l'illusion d'une multitude de lumières flottant dans l'air. *Random* offre une grande polyvalence : elle peut être installée comme un projecteur délicat ou créer des compositions lumineuses dynamiques et ludiques par cluster de 36 éléments, s'adaptant ainsi aux besoins de différents contextes – du résidentiel à l'hôtellerie en passant par les espaces professionnels. À la configuration classique à trois sphères s'ajoute une version à cinq sphères, pour un effet de grappe plus riche, une intensité lumineuse accrue et une valeur décorative plus marquée. Les deux versions sont disponibles en huit finitions – dont les nouvelles teintes Pale Gold, Mandarin Orange, Golden Sage et Deep Azure Steel – désormais également avec un câble et une monture en silicone noir. ● FR

Random ist eine elegante Pendelleuchte, die an die nicht greifbare Essenz von Seifenblasen erinnert. Die mundgeblasenen Glaskugeln, die an dünnen Metallkabeln aufgehängt sind, umschließen eine LED-Lichtquelle, die das Licht gleichmäßig und einhüllend verteilt und so die Illusion einer Traube von Lichtern erzeugt, die schwerelos in der Luft schweben. *Random* bietet vielfältige Einsatzmöglichkeiten: Sie kann als dezenter Lichtpunkt installiert werden oder in dynamischen und verspielten Clustern mit bis zu 36 Elementen zum Einsatz kommen und passt sich so den Anforderungen unterschiedlicher Umgebungen an – von Wohnräumen über den Hospitality- bis hin zum Contract-Bereich. Neben der klassischen Konfiguration mit drei Kugeln gibt es auch eine Version mit fünf Kugeln, die einen reichhaltigeren Trauben-Effekt, eine höhere Lichtintensität und einen ausgeprägteren dekorativen Wert bietet. Beide Versionen sind in acht Ausführungen erhältlich – darunter die neuen Farbtöne Pale Gold, Mandarin Orange, Golden Sage und Deep Azure Steel – jetzt auch mit Kabel und Fassung aus schwarzem Silikon. ● DE

Random es una elegante lámpara de suspensión que evoca la esencia impalpable de las pompas de jabón. Las esferas de vidrio soplado, suspendidas de finos cables metálicos, contienen una fuente luminosa LED que difunde la luz de manera uniforme y envolvente, creando la ilusión de un racimo de luces que flotan y se desvanecen en el aire. *Random* ofrece amplias posibilidades de uso: puede instalarse como delicado punto de luz o dar vida a composiciones luminosas dinámicas y divertidas en cluster de hasta 36 elementos, adaptándose a las necesidades de diferentes contextos – desde entornos residenciales hasta hostelería y contract. A la configuración clásica de tres esferas se suma la versión de cinco esferas, para un efecto racimo más rico, una mayor intensidad luminosa y un valor decorativo más marcado. Ambas versiones están disponibles en ocho acabados – entre los que se incluyen los nuevos Pale Gold, Mandarin Orange, Golden Sage y Deep Azure Steel – ahora también con cable y cuerpo de silicona negro. ● ES

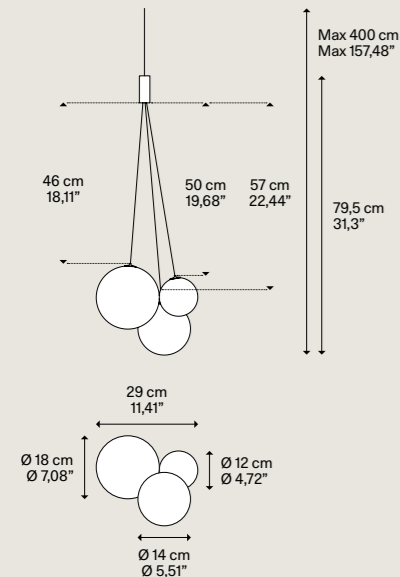
Random – это элегантный подвесной светильник, воплощающий неосязаемую сущность мыльных пузырей. Сферы из дутого стекла, подвешенные на тонких металлических кабелях, заключают в себе светодиодный источник излучения, равномерно рассеивающий свет, создавая иллюзию грозди светящихся пузырьков, парящих и исчезающих в воздухе. *Random* предлагает широкие возможности для применения: его можно установить как деликатный точечный светильник или создавать динамичные и радостные световые композиции, состоящие из кластеров, включающих до 36 элементов, адаптируясь к потребностям различных помещений, от жилых до гостиничных и коммерческих. К классической конфигурации с тремя сферами была добавлена версия с пятью сферами для создания еще более выраженного эффекта гроздьев, большей интенсивности света и усиления декоративного эффекта. Обе версии доступны с восемью отделками, включая новые Pale Gold, Mandarin Orange, Golden Sage и Deep Azure Steel, сейчас также с кабелем и рамой из черного силикона. ● RU

Random 是一款优雅的吊灯，唤起人们对肥皂泡那捉摸不定的本质的联想。吹制玻璃的球体悬挂在纤细金属线缆上，内置以均匀包络的方式漫射光线的LED光源，从而营造出一种簇灯光在空中飘忽不定的错觉。*Random*用途广泛：可作为细腻的光点安装，也可在多达36个元素的组合吊灯座上营造出动感十足且趣味横生的照明组合，从而适应从住宅环境到酒店和定制型空间等不同环境的需求。经典三球造型与五球造型相得益彰，营造出更为丰富的簇状效果、更强的光线强度以及更为显著的装饰价值。两个版本均提供八种可选饰面，其中包含全新的Pale Gold、Mandarin Orange、Golden Sage和Deep Azure Steel，现也配有黑色硅胶线缆和框架。● ZH



CATEGORY CLUSTER SUSPENSION LAMP

Random



DESIGN Chia-Ying Lee, 2017

Blown glass diffuser Diffusore in vetro soffiato	Structure and cable Struttura e cavo	Code Codice	A	Code Codice	B
Clear Trasparente		16410 0027		16410 0030	
Frosted White Bianco Satinato		16410 1327		16410 1330	
Glossy Smoke Fumo Lucido		16410 4327		16410 4330	
Pale Gold NEW Oro Chiaro		16410 4527		16410 4530	
Glossy Bronze Bronzo Lucido	Chrome Cromo	16410 4627		16410 4630	
Mandarin Orange NEW Arancio Vivace		16410 5827		16410 5830	
Golden Sage NEW Salvia Dorata	White Translucent silicone Silicone Bianco translucido	16410 7127		16410 7130	
Deep Azure Steel NEW Azzurro Metallizzato Intenso	White cable Cavo Bianco	16410 8627		16410 8630	
Clear Trasparente		16411 0027		16411 0030	
Frosted White Bianco Satinato		16411 1327		16411 1330	
Glossy Smoke Fumo Lucido		16411 4327		16411 4330	
Pale Gold NEW Oro Chiaro		16411 4527		16411 4530	
Glossy Bronze Bronzo Lucido	Matte Black-9005 Nero Opaco-9005 NEW	16411 4627		16411 4630	
Mandarin Orange NEW Arancio Vivace		16411 5827		16411 5830	
Golden Sage NEW Salvia Dorata	Matte Black silicone Silicone Nero Opaco NEW	16411 7127		16411 7130	
Deep Azure Steel NEW Azzurro Metallizzato Intenso	Black cable Cavo Nero	16411 8627		16411 8630	

Light source
Sorgente luminosa

LED
2700 K
3x 1 W
450 lm
350 mA
CRI 90
MacAdam 3-Step

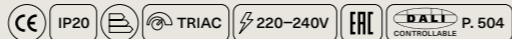
LED and driver included
LED e driver inclusi

Light source
Sorgente luminosa

LED
3000 K
3x 1 W
480 lm
350 mA
CRI 90
MacAdam 3-Step

LED and driver included
LED e driver inclusi

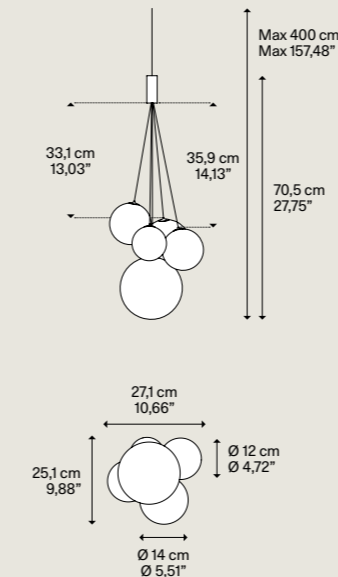
Net weight 0,88 kg / 1,94 lbs | Pack Colli 2 | Energy class Classe energetica D



The lamps must be installed on canopies ▶ P. 304-311 or on the DOUBLEZERO7 System ▶ P. 434-475
Le lampade devono essere installate su rosoni ▶ P. 304-311 o su sistema DOUBLEZERO7 ▶ P. 434-475

CATEGORY CLUSTER SUSPENSION LAMP **NEW**

Random Five



DESIGN Chia-Ying Lee, 2026

Blown glass diffuser Diffusore in vetro soffiato	Structure and cable Struttura e cavo	Code Codice	A	Code Codice	B
Clear Trasparente		16412 0027		16412 0030	
Frosted White Bianco Satinato		16412 1327		16412 1330	
Glossy Smoke Fumo Lucido		16412 4327		16412 4330	
Pale Gold NEW Oro Chiaro		16412 4527		16412 4530	
Glossy Bronze Bronzo Lucido	Chrome Cromo	16412 4627		16412 4630	
Mandarin Orange NEW Arancio Vivace		16412 5827		16412 5830	
Golden Sage NEW Salvia Dorata	White Translucent silicone Silicone Bianco translucido	16412 7127		16412 7130	
Deep Azure Steel NEW Azzurro Metallizzato Intenso	White cable Cavo Bianco	16412 8627		16412 8630	
Clear Trasparente		16413 0027		16413 0030	
Frosted White Bianco Satinato		16413 1327		16413 1330	
Glossy Smoke Fumo Lucido		16413 4327		16413 4330	
Pale Gold NEW Oro Chiaro		16413 4527		16413 4530	
Glossy Bronze Bronzo Lucido	Matte Black-9005 Nero Opaco-9005 NEW	16413 4627		16413 4630	
Mandarin Orange NEW Arancio Vivace		16413 5827		16413 5830	
Golden Sage NEW Salvia Dorata	Matte Black silicone Silicone Nero Opaco NEW	16413 7127		16413 7130	
Deep Azure Steel NEW Azzurro Metallizzato Intenso	Black cable Cavo Nero	16413 8627		16413 8630	

Light source
Sorgente luminosa

LED
2700 K
5x 1 W
750 lm
220-240 V
CRI 90
MacAdam 3-Step

LED and driver included
LED e driver inclusi

Light source
Sorgente luminosa

LED
3000 K
5x 1 W
800 lm
220-240 V
CRI 90
MacAdam 3-Step

LED and driver included
LED e driver inclusi

Net weight 1,058 kg / 2,332 lbs | Pack Colli 4 | Energy class Classe energetica D



The lamps must be installed on canopies ▶ P. 304-311 or on the DOUBLEZERO7 System ▶ P. 434-475
Le lampade devono essere installate su rosoni ▶ P. 304-311 o su sistema DOUBLEZERO7 ▶ P. 434-475

Volum

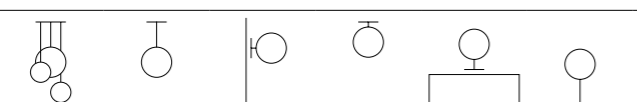
Designed by Snøhetta

Year 2022, 2023, 2024

Volum celebrates the elegance of simplicity with a series of lamps that, in their similar yet intimately different shapes, complement each other in poetic compositions that narrate an all-round illumination, tailored for various functions and uses. Behind its apparent simplicity, the collection designed in collaboration with architectural firm Snøhetta conceals a complex technical achievement, paying homage to the ancient glassblowing technique that gives life to naturally imperfect shapes. The blown glass spheres of the diffuser, available in diameters of 14, 22, 29, and 42 cm, feature a glossy white finish that evenly radiates light. The *Volum* family includes various models – cluster suspension, ceiling, wall, table, and floor lamps – that enhance any space and situation, whether used individually or in compositions to create original lighting solutions.

Volum celebra l'eleganza del minimalismo con una serie di lampade che, nelle loro forme simili ma intimamente diverse, si completano in poetiche composizioni che raccontano un'illuminazione a 360°, declinata in diverse funzioni e utilizzi. Dietro la sua apparente semplicità, la collezione disegnata con lo studio Snøhetta cela una complessa realizzazione e un omaggio all'antica tecnica della soffiatura del vetro che dà vita a forme naturalmente imperfette. Le sfere in vetro soffiato del diffusore, disponibili nelle misure 14, 22, 29 e 42 cm di diametro, sono caratterizzate da una finitura bianca lucida che irradia la luce in modo uniforme. La famiglia *Volum* include varie funzioni – sospensione cluster, sospensione, soffitto, parete, tavolo e terra – in grado di aggiungere valore a qualsiasi spazio e situazione, da sole o in composizione per creare originali soluzioni luminose.

Go to the technical info [+](#) Click to discover more [↓](#)

Volum COD. 187	CATEGORY LAMP	TYPE OF LIGHT
	Cluster suspension Suspension Wall Ceiling Table Floor	Sospensione cluster Sospensione Parete Soffitto Tavolo Terra
		Diffused light Luce diffusa



Volum 29 cluster suspension lamp, Volum 14, 22 wall lamp and Volum 14, 22, 29, 42 table lamp, FINISH Glossy White.





Volum 14 and 22, composition of 12 lights on *radial canopy*, FINISH Glossy White.







Volum short 42 floor lamp, FINISH Glossy White.



Volum floor lamp, FINISH Glossy White.



Volum floor lamp, blown glass diffuser, FINISH Glossy White.



Volum wall lamp, translucent silicone structure.



Volum mirror 22 wall lamp, FINISH Glossy White.



Volum célèbre l'élégance de la simplicité à travers une série de lampes qui, dans leurs formes similaires mais intimement différentes, se complètent dans des compositions poétiques qui transmettent un éclairage complet, décliné en différentes fonctions et utilisations. Mais derrière sa simplicité apparente, la collection conçue avec le studio Snøhetta dissimule une réalisation complexe et un hommage à l'ancienne technique du soufflage du verre qui donne vie à des formes naturellement imparfaites. Les sphères en verre soufflé du diffuseur, disponibles dans les diamètres 14, 22, 29 et 42 cm, se caractérisent par une finition blanc brillant qui diffuse uniformément la lumière. La famille *Volum* prévoit différentes fonctions – suspension en cluster, suspension, plafonnier, applique, table et sol – en mesure de valoriser tous les types d'espace et situation, seules ou en composition pour créer des solutions d'éclairage originales. ●FR

Volum zelebriert die Eleganz der Einfachheit mit einer Serie von Leuchten, die sich in ihren ähnlichen und doch zutiefst unterschiedlichen Formen zu poetischen Kompositionen ergänzen, die von einer 360°-Beleuchtung erzählen, mit unterschiedlichen Funktionen und Einsatzmöglichkeiten. Hinter ihrer scheinbaren Einfachheit verbirgt die mit dem Studio Snøhetta entworfene Kollektion eine komplexe Umsetzung und eine Hommage an die antike Technik der Glasbläserei, die natürlich unvollkommenen Formen Leben einhaucht. Die mundgeblasenen Glaskugeln des Diffusors, die in den Größen 14, 22, 29 und 42 cm Durchmesser erhältlich sind, zeichnen sich durch eine glänzend weiße Ausführung aus, die das Licht gleichmäßig abstrahlt. Die Leuchtenfamilie *Volum* umfasst verschiedene Funktionen – Pendel-Cluster, Pendel, Decke, Wand, Tisch und Boden –, die einzeln oder in Komposition jeden Bereich und jede Situation aufwerten können, um originelle Beleuchtungslösungen zu kreieren. ●DE

Volum celebra la elegancia de la simplicidad con una serie de lámparas que, en sus formas parecidas e intimamente distintas a la vez, se completan en composiciones poéticas que narran una iluminación a 360° con diferentes funciones y usos. Detrás de su aparente simplicidad, la colección diseñada con el estudio Snøhetta esconde una compleja realización y un homenaje a la antigua técnica del soplado del vidrio que da vida a formas naturalmente imperfectas. Las esferas de vidrio soplado del difusor, disponibles en las medidas 14, 22, 29 y 42 cm de diámetro, se caracterizan por un acabado blanco brillante que proyecta la luz de manera uniforme. La familia *Volum* incluye varias funciones – suspensión cluster, suspensión, techo, pared, sobremesa y pie – capaces de aportar valor añadido a cualquier espacio y situación, por sí solas o en composiciones para crear originales soluciones de iluminación. ●ES

Volum прославляет элегантность простоты серий ламп с похожими, но совершенно разными формами, дополняющих друг друга в поэтических композициях, с освещением на 360°, с различными функциями и способами применения. За кажущейся простотой коллекция, разработанная совместно со студией Snøhetta, скрывает сложную техническую реализацию, отдающую дань уважения древней технике выдувания стекла, которая создает естественно несовершенные формы. Сферы диффузора из дутого стекла, с размерами 14, 22, 29 и 42 см в диаметре, характеризуются глянцевой белой отделкой, равномерно излучающей свет. Семейство *Volum* включает в себя различные функциональные формы, кластерную подвесную, подвесную, потолочную, настенную, настольную и напольную, способные украсить любое пространство и ситуацию, по отдельности или в композиции, для создания оригинальных световых решений. ●RU

*Volum*以一系列灯具礼赞简约的优雅。这些灯具形状相似却又截然不同,在充满诗意的组合中相互补充,传达能够用于不同功能和用途的360°照明。然而在其看似简单的背后,这个与Snøhetta建筑工作室联袂设计的系列却隐藏着一种复杂的技术制作工艺并礼赞古老的吹制玻璃技术,这种技术为那些以自然方式不甚完美的形状赋予生命。灯罩的吹制玻璃球体提供直径14、22、29和42厘米几种可选尺寸,可均匀辐射光线的亮白色饰面是其特征所在。*Volum*系列包含各种功能 – 组合悬吊灯、悬吊灯、吸顶灯、壁灯、台灯和落地灯 – 它们能够为任何空间和场合增值,单独或组合创建原创照明解决方案。●ZH


Volum 14, 22, 29 ▾ Cluster suspension lamp



42 ▾ Suspension lamp Volum short & long 29 ▾ Floor lamp




Volum 14, 22, 29, 42 ▾ Table lamp



Volum short & long 42 ▾ Floor lamp



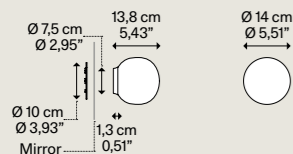
Volum 14, 22, 29, 42 ▾ Ceiling lamp, Wall lamp



CATEGORY WALL LAMP

DESIGN Snøhetta, 2023

Volum mirror 14



Net weight 0,74 kg
Peso netto 1,63 lbs
Pack Colli 2

Silicone structure
Struttura in silicone

Translucent
Traslucido

Light source
Sorgente luminosa

E14 LED T18
1 × 5 W (max 10 W)
Ø max 5 cm
Ø max 1,96"
W/L max 9 cm
W/L max 3,54"

Light bulb to be ordered separately
Lampadina da ordinare separatamente

CE IP54 TRIAC 220-240V EAC DALI CONTROLLABLE P. 504

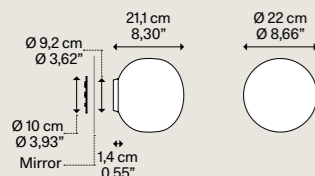
Blown glass diffuser
Diffusore in vetro soffiato

Glossy White
Bianco Lucido

Code
Codice

18741 120S

Volum mirror 22



Net weight 1,15 kg
Peso netto 2,53 lbs
Pack Colli 2

Silicone structure
Struttura in silicone

Translucent
Traslucido

Light source
Sorgente luminosa

E27 LED T28
1 × 10 W (max 25 W)
Ø max 5 cm
Ø max 1,96"
W/L max 12,5 cm
W/L max 4,92"

Light bulb to be ordered separately
Lampadina da ordinare separatamente

CE IP54 TRIAC 220-240V EAC DALI CONTROLLABLE P. 504

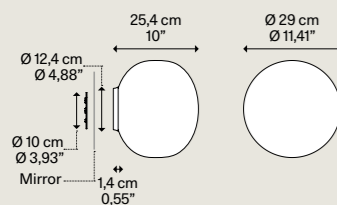
Blown glass diffuser
Diffusore in vetro soffiato

Glossy White
Bianco Lucido

Code
Codice

18742 120S

Volum mirror 29



Net weight 2,16 kg
Peso netto 4,76 lbs
Pack Colli 2

Silicone structure
Struttura in silicone

Translucent
Traslucido

Light source
Sorgente luminosa

E27 LED T35
1 × 13 W (max 25 W)
Ø max 8,5 cm
Ø max 3,34"

Light bulb to be ordered separately
Lampadina da ordinare separatamente

CE IP54 TRIAC 220-240V EAC DALI CONTROLLABLE P. 504

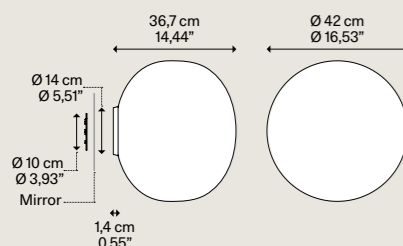
Blown glass diffuser
Diffusore in vetro soffiato

Glossy White
Bianco Lucido

Code
Codice

18743 120S

Volum mirror 42



Net weight 3,39 kg
Peso netto 7,47 lbs
Pack Colli 2

Silicone structure
Struttura in silicone

Translucent
Traslucido

Light source
Sorgente luminosa

E27 LED T35
1 × 21 W (max 25 W)
Ø max 8,5 cm
Ø max 3,34"

Light bulb to be ordered separately
Lampadina da ordinare separatamente

CE IP54 TRIAC 220-240V EAC DALI CONTROLLABLE P. 504

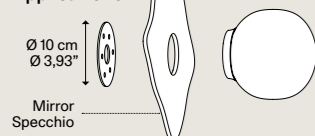
Blown glass diffuser
Diffusore in vetro soffiato

Glossy White
Bianco Lucido

Code
Codice

18744 120S

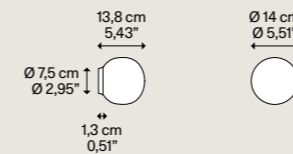
Application Applicazione



CATEGORY WALL LAMP CEILING LAMP

DESIGN Snøhetta, 2023

Volum 14



Net weight 0,74 kg
Peso netto 1,63 lbs
Pack Colli 2

Silicone structure
Struttura in silicone

Translucent
Traslucido

Light source
Sorgente luminosa

E14 LED T18
1 × 5 W (max 10 W)
Ø max 5 cm
Ø max 1,96"
W/L max 9 cm
W/L max 3,54"

Light bulb to be ordered separately
Lampadina da ordinare separatamente

CE IP54 TRIAC 220-240V EAC DALI CONTROLLABLE P. 504

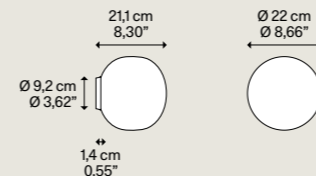
Blown glass diffuser
Diffusore in vetro soffiato

Glossy White
Bianco Lucido

Code
Codice

18741 1200

Volum 22



Net weight 1,15 kg
Peso netto 2,53 lbs
Pack Colli 2

Silicone structure
Struttura in silicone

Translucent
Traslucido

Light source
Sorgente luminosa

E27 LED T28
1 × 10 W (max 25 W)
Ø max 5 cm
Ø max 1,96"
W/L max 12,5 cm
W/L max 4,92"

Light bulb to be ordered separately
Lampadina da ordinare separatamente

CE IP54 TRIAC 220-240V EAC DALI CONTROLLABLE P. 504

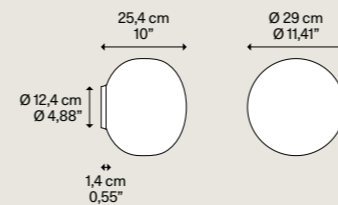
Blown glass diffuser
Diffusore in vetro soffiato

Glossy White
Bianco Lucido

Code
Codice

18742 1200

Volum 29



Net weight 2,16 kg
Peso netto 4,76 lbs
Pack Colli 2

Silicone structure
Struttura in silicone

Translucent
Traslucido

Light source
Sorgente luminosa

E27 LED T35
1 × 13 W (max 25 W)
Ø max 8,5 cm
Ø max 3,34"

Light bulb to be ordered separately
Lampadina da ordinare separatamente

CE IP54 TRIAC 220-240V EAC DALI CONTROLLABLE P. 504

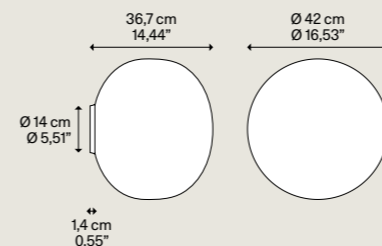
Blown glass diffuser
Diffusore in vetro soffiato

Glossy White
Bianco Lucido

Code
Codice

18743 1200

Volum 42



Net weight 3,39 kg
Peso netto 7,47 lbs
Pack Colli 2

Silicone structure
Struttura in silicone

Translucent
Traslucido

Light source
Sorgente luminosa

E27 LED T35
1 × 21 W (max 25 W)
Ø max 8,5 cm
Ø max 3,34"

Light bulb to be ordered separately
Lampadina da ordinare separatamente

CE IP54 TRIAC 220-240V EAC DALI CONTROLLABLE P. 504

Blown glass diffuser
Diffusore in vetro soffiato

Glossy White
Bianco Lucido

Code
Codice

18744 1200

Nostalgia


Designed by Dima Loginoff


Year 2015

Nostalgia is a pendant lamp that evokes the charm of the past, interpreting the concept of versatility in a completely contemporary way. Elegant and delicate, it is available in three soft and sinuous shapes that celebrate the ancient art of blown glass even when the lamp is off. When lit, it radiates a warm, direct light that can be modulated using a dimmer to create evocative, timeless atmospheres. Thanks to the refined finishes that enhance the silhouette of the diffuser and two mounting and cable options, *Nostalgia* inspires lighting and decorative solutions that transform the perception of spaces: from the bedroom to the kitchen, from the entrance of a hotel or restaurant to prestigious living areas, it establishes a fascinating dialogue of fluid and lively reflections with any space, whether installed individually or in poetic cluster compositions.

Nostalgia è una lampada a sospensione che evoca il fascino del passato interpretando il concetto di versatilità in modo del tutto contemporaneo. Elegante e delicata, è disponibile in tre forme morbide e sinuose che celebrano l'antica lavorazione del vetro soffiato anche quando la lampada è spenta; da accesa, irradia una luce calda e diretta che può essere modulata tramite dimmer per creare suggestive atmosfere senza tempo. Grazie alle raffinate finiture che esaltano la silhouette del diffusore e a due opzioni di montatura e cavo, *Nostalgia* ispira soluzioni luminose e decorative che trasformano la percezione degli ambienti: dalla camera da letto alla cucina, dall'ingresso di un hotel o di un ristorante, fino a aree living di prestigio, instaura con qualsiasi spazio un affascinante dialogo di riflessi fluidi e vivaci, sia installata singolarmente che in poetiche composizioni su cluster.



Go to the technical info 

Click to discover more 

Nostalgia
COD. 154

CATEGORY LAMP

Cluster suspension

Sospensione cluster

TYPE OF LIGHT

Diffused symmetric light

Luce simmetrica diffusa





Nostalgia family, composition of 9 lights on a round canopy large, FINISHES Clear, Pale Gold and Golden Sage.







Nostalgia est une suspension qui évoque le charme d'antan tout en réinterprétant la polyvalence de façon résolument contemporaine. Élégante et délicate, elle se décline en trois formes douces et sinueuses qui célèbrent l'art ancestral du verre soufflé, même éteinte. Allumée, elle diffuse une lumière chaude et directe, modulable grâce à un variateur, pour créer des ambiances intemporelles et envoûtantes. Avec six finitions raffinées qui subliment la silhouette du diffuseur et deux options de monture et de câble, *Nostalgia* inspire des solutions d'éclairage et de décoration qui transforment la perception des espaces : de la chambre à la cuisine, de l'entrée d'un hôtel ou d'un restaurant aux pièces à vivre prestigieuses, elle instaure un dialogue fascinant de reflets fluides et vivants dans tous les espaces, qu'elle soit installée seule ou en composition poétique. ●FR

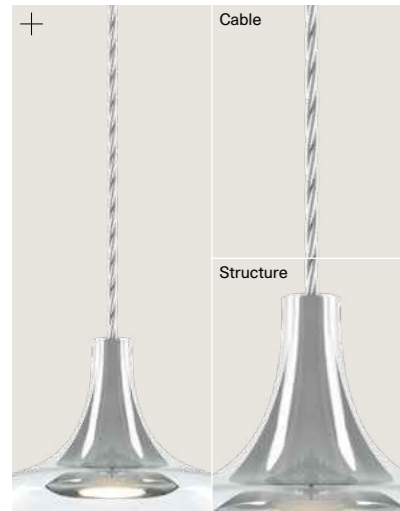
Nostalgia ist eine Pendelleuchte, die den Charme der Vergangenheit heraufbeschwört und das Konzept der Vielseitigkeit auf ganz zeitgemäße Weise interpretiert. Die elegante und zarte Leuchte ist in drei zarten und geschwungenen Formen erhältlich, die auch bei ausgeschaltetem Licht die alte Kunst der Glasbläserei zelebrieren. Im eingeschalteten Zustand strahlt sie ein warmes, direktes Licht aus, das mit einem Dimmer reguliert werden kann, um eine stimmungsvolle, zeitlose Atmosphäre zu schaffen. Dank sechs raffinierter Ausführungen, die die Silhouette des Diffusors unterstreichen, und zwei Optionen für die Befestigung und das Kabel inspiriert *Nostalgia* zu Licht- und Dekorationslösungen, die die Wahrnehmung von Räumen verändern: Vom Schlafzimmer über die Küche, den Eingangsbereich eines Hotels oder Restaurants bis hin zu repräsentativen Wohnbereichen schafft sie in jedem Raum einen faszinierenden Dialog aus fließenden und lebendigen Reflexionen, egal ob sie einzeln oder in poetischen Cluster-Kompositionen installiert wird. ●DE

Nostalgia es una lámpara de suspensión que evoca el encanto del pasado interpretando el concepto de versatilidad de una manera totalmente contemporánea. Elegante y delicada, está disponible en tres formas suaves y sinuosas que celebran la antigua técnica del vidrio soplado incluso cuando la lámpara está apagada; cuando está encendida, irradia una luz cálida y directa que se puede modular con el regulador para crear atmósferas evocadoras y atemporales. Gracias a seis refinados acabados que realzan la silueta del difusor y a dos opciones de cuerpo y cable, *Nostalgia* inspira soluciones luminosas y decorativas que transforman la percepción de los ambientes: desde el dormitorio hasta la cocina, pasando por la entrada de un hotel o un restaurante hasta las prestigiosas zonas de estar, establece con cualquier espacio un fascinante diálogo de reflejos fluidos y vibrantes, tanto si se instala sola como en poéticas composiciones en cluster. ●ES

Подвесной светильник *Nostalgia* воплощает в себе очарование прошлого и одновременно интерпретирует концепцию универсальности в полностью современном ключе. Элегантный и деликатный, он выпускается в трех мягких, извилистых формах, отдающих дань древнему искусству стеклодувов, даже когда лампа выключена. Включенный светильник излучает теплый, прямой свет, интенсивность которого можно модулировать с помощью диммера, создавая выразительную, неподвластную времени атмосферу. Благодаря шести изысканным вариантам отделки, подчеркивающим силуэт диффузора, и двум вариантам рамы и кабеля, *Nostalgia* вдохновляет на создание световых и декоративных решений, преобразующих восприятие пространства: от спальни до кухни, от вестибюля в отеле или ресторане до престижных гостиных, он создает захватывающий диалог текучих и ярких отражений в любом пространстве, будь то отдельный светильник или поэтические кластерные композиции. ●RU

是一款唤起往昔魅力的悬吊灯，同时以完全当代的方式诠释多样性的理念。优雅且精致，提供三种柔和流畅可选形状，即使在熄灯时也能展现古老的吹制玻璃艺术：点亮后，它会散发出可通过调光器调节的温暖直接光，营造出引人入胜的永恒氛围。凭借六种彰显灯罩轮廓的精致饰面以及两种框架和电缆选项，*Nostalgia* 激发出的装饰性照明解决方案能够改变人们对空间的感知：从卧室到厨房，从酒店或餐厅的入口到高档起居空间，无论单独安装还是在组合吊灯座上创造充满诗意的组合安装，都能与任何空间建立起流畅且生动的光影对话，令人流连忘返。●ZH


White fabric cable and chrome structure



Black fabric cable and black structure



Nostalgia small Cluster suspension lamp



Nostalgia medium Cluster suspension lamp

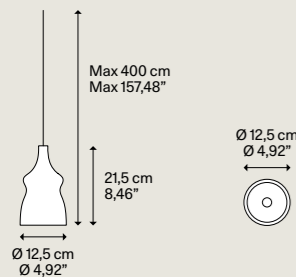


Nostalgia large Cluster suspension lamp

CATEGORY CLUSTER SUSPENSION LAMP

DESIGN Dima Loginoff, 2015

Nostalgia small

Light source
Sorgente luminosa

LED
2700 K
7 W
1280 lm
350 mA
CRI 90
MacAdam 3-Step

LED and driver included
LED e driver inclusi

Net weight Peso netto	0,66 kg 1,45 lbs	Pack Colli	2	Energy class Classe energetica	C
--------------------------	---------------------	---------------	---	-----------------------------------	---

Metal structure
Montatura in metallo

Chrome
Cromo

White fabric cable
Cavo bianco in tessuto

Matte Black - 9005
Nero Opaco - 9005

Black fabric cable
Cavo nero in tessuto

Blown glass diffuser
Diffusore in vetro soffiato

Clear
Trasparente

Glossy Smoke
Fumo Lucido

Pale Gold NEW
Oro Chiaro

Glossy Bronze
Bronzo Lucido

Golden Sage NEW
Salvia Dorata

Clear
Trasparente

Glossy Smoke
Fumo Lucido

Pale Gold NEW
Oro Chiaro

Glossy Bronze
Bronzo Lucido

Golden Sage NEW
Salvia Dorata

Code
Codice

15412 0027

15412 4327

15412 4527

15412 4627

15412 7127

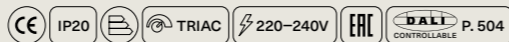
15415 0027

15415 4327

15415 4527

15415 4627

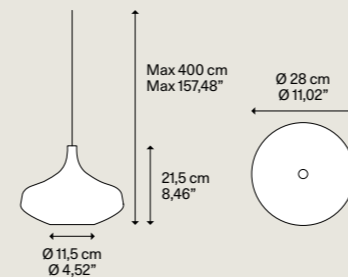
15415 7127



CATEGORY CLUSTER SUSPENSION LAMP

DESIGN Dima Loginoff, 2015

Nostalgia large

Light source
Sorgente luminosa

LED
2700 K
7 W
1280 lm
350 mA
CRI 90
MacAdam 3-Step

LED and driver included
LED e driver inclusi

Net weight Peso netto	1,02 kg 2,24 lbs	Pack Colli	2	Energy class Classe energetica	C
--------------------------	---------------------	---------------	---	-----------------------------------	---

Metal structure
Montatura in metallo

Chrome
Cromo

White fabric cable
Cavo bianco in tessuto

Matte Black - 9005
Nero Opaco - 9005

Black fabric cable
Cavo nero in tessuto

Blown glass diffuser
Diffusore in vetro soffiato

Clear
Trasparente

Glossy Smoke
Fumo Lucido

Pale Gold NEW
Oro Chiaro

Glossy Bronze
Bronzo Lucido

Golden Sage NEW
Salvia Dorata

Clear
Trasparente

Glossy Smoke
Fumo Lucido

Pale Gold NEW
Oro Chiaro

Glossy Bronze
Bronzo Lucido

Golden Sage NEW
Salvia Dorata

Code
Codice

15414 0027

15414 4327

15414 4527

15414 4627

15414 7127

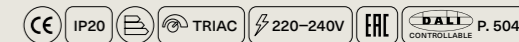
15417 0027

15417 4327

15417 4527

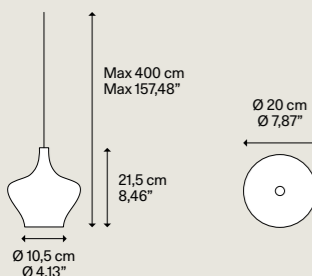
15417 4627

15417 7127



The lamps must be installed on canopies ► p. 304-311 or on the DOUBLEZERO7 System ► p. 434-475
Le lampade devono essere installate su rosioni ► p. 304-311 o su sistema DOUBLEZERO7 ► p. 434-475

Nostalgia medium

Light source
Sorgente luminosa

LED
2700 K
7 W
1280 lm
350 mA
CRI 90
MacAdam 3-Step

LED and driver included
LED e driver inclusi

Net weight Peso netto	0,75 kg 1,65 lbs	Pack Colli	2	Energy class Classe energetica	C
--------------------------	---------------------	---------------	---	-----------------------------------	---

Metal structure
Montatura in metallo

Chrome
Cromo

White fabric cable
Cavo bianco in tessuto

Matte Black - 9005
Nero Opaco - 9005

Black fabric cable
Cavo nero in tessuto

Blown glass diffuser
Diffusore in vetro soffiato

Clear
Trasparente

Glossy Smoke
Fumo Lucido

Pale Gold NEW
Oro Chiaro

Glossy Bronze
Bronzo Lucido

Golden Sage NEW
Salvia Dorata

Clear
Trasparente

Glossy Smoke
Fumo Lucido

Pale Gold NEW
Oro Chiaro

Glossy Bronze
Bronzo Lucido

Golden Sage NEW
Salvia Dorata

Code
Codice

15413 0027

15413 4327

15413 4527

15413 4627

15413 7127

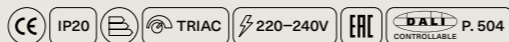
15416 0027

15416 4327

15416 4527

15416 4627

15416 7127



The lamps must be installed on canopies ► p. 304-311 or on the DOUBLEZERO7 System ► p. 434-475
Le lampade devono essere installate su rosioni ► p. 304-311 o su sistema DOUBLEZERO7 ► p. 434-475

Jefferson

Designed by Luca Nichetto


Year 2019

The *Jefferson* suspension lamp designed by Luca Nichetto is reminiscent of music and iconic images in psychedelic works of art from the 1960s. The vortex motif decorating the diffuser is embellished by the timeless classicism of Bohemian crystal, which diffuses evocative atmospheres of light. Dynamic in its two sizes and multiple compositions, *Jefferson's* elegance keeps up with the excellent performance of LED interior lighting.

La lampada a sospensione *Jefferson* disegnata da Luca Nichetto rimanda alla musica e alle immagini iconiche in opere d'arte psichedeliche degli anni Sessanta. Il motivo a vortice che decora il diffusore è impreziosito dalla classicità senza tempo del cristallo di Boemia, che diffonde suggestive atmosfere di luce. Dinamica nelle due dimensioni e in composizioni multiple, l'eleganza di *Jefferson* non rinuncia alle eccellenti prestazioni della luce interna a LED.

[Go to the technical info](#) [+](#)
[Click to discover more](#) [↘](#)

Jefferson
COD. 168


CATEGORY LAMP		TYPE OF LIGHT	
Cluster suspension	Sospensione cluster	Diffused light	Luce diffusa
			



Jefferson small and mini, FINISH Clear + Gold.



Jefferson mini and small, special composition of 68 lights, FINISH Clear + Gold.



La suspension *Jefferson* dessinée par Luca Nichetto fait référence à la musique et aux images emblématiques des œuvres d'art psychédélics des années Soixante. Le motif vortex qui orne le diffuseur est rehaussé par le classicisme intemporel du cristal de Bohême, qui diffuse des atmosphères de lumière suggestives. Dynamique dans deux tailles et dans de multiples compositions, l'élégance de *Jefferson* ne renonce pas aux excellentes performances de l'éclairage intérieur LED. ● FR

Die von Luca Nichetto entworfene Hängeleuchte „*Jefferson*“ erinnert an die Musik und die ikonischen Darstellungen in psychedelischen Kunstwerken der sechziger Jahre. Die Wirbel-Optik des Diffusors wird aufgewertet durch den klassisch-zeitlosen Stil des böhmischen Kristalls, das suggestive Lichtstimmungen erzeugt. Dynamisch in zwei Größen und vielfältigen Kompositionen, verzichtet die Eleganz von *Jefferson* nicht auf die hervorragende Leistung der LED-Innenbeleuchtung. ● DE

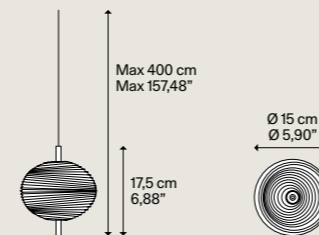
La lámpara de suspensión *Jefferson* diseñada por Luca Nichetto evoca la música y las imágenes icónicas en obras de arte psicodélicas de los años 60. El motivo en espiral que decora el difusor lo embellece el classicismo atemporal del cristal de Bohemia que difunde atmósferas sugestivas de luz. Dinámica en los dos tamaños y en composiciones múltiples, la elegancia de *Jefferson* no renuncia a las excelentes prestaciones de la luz interna de LED. ● ES

Подвесной светильник *Jefferson*, дизайн Лука Никетто, вызывает в памяти музыку и культовые изображения на психоделических произведениях шестидесятих годов. Ценность вихревому украшению диффузора придает вечная классика богемского хрусталя, благодаря которому создается необыкновенная световая атмосфера. Элегантная и динамичная за счет двух размеров и множественных комбинаций модель *Jefferson* не отказывается от превосходных характеристик внутреннего светодиодного освещения. ● RU

Luca Nichetto受上世纪六十年代迷幻视觉艺术的音乐和图案的启发设计了吊灯*Jefferson*。灯罩上装饰的漩涡图案因波西米亚水晶的永恒古典主义更显精美珍贵，将迷人的光线散发开来。*Jefferson*吊灯具有两种尺寸和多种组成的动态变化，精美雅致的同时更良好利用了内置LED灯的出色性能。● ZH

CATEGORY CLUSTER SUSPENSION LAMP

Jefferson mini



Net weight	1,40 kg	Pack	1	Energy class	D
Peso netto	3,09 lbs	Colli	1	Classe energetica	D

DESIGN Luca Nichetto, 2019

Metal structure Montatura in metallo

- Black Chrome
Cromo Nero
- Gold
Oro

Bohemian crystal diffuser Diffusore in cristallo di Bohemia

- Clear
Trasparente

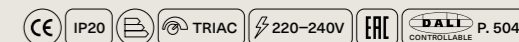
Code Codice

16821 4227
16821 5027

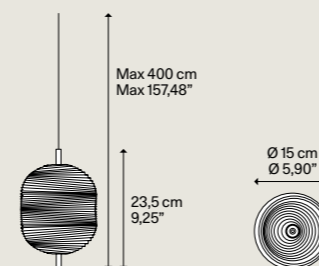
Light source Sorgente luminosa

LED
2700 K
3 W
450 lm
350 mA
CRI 90
MacAdam 3-Step

LED and driver included
LED e driver inclusi



Jefferson small



Net weight	2,10 kg	Pack	1	Energy class	D
Peso netto	4,63 lbs	Colli	1	Classe energetica	D

Metal structure Montatura in metallo

- Black Chrome
Cromo Nero
- Gold
Oro

Bohemian crystal diffuser Diffusore in cristallo di Bohemia

- Clear
Trasparente

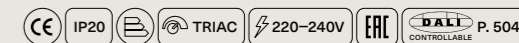
Code Codice

16822 4227
16822 5027

Light source Sorgente luminosa

LED
2700 K
3 W
450 lm
350 mA
CRI 90
MacAdam 3-Step

LED and driver included
LED e driver inclusi



The lamps must be installed on canopies ► P. 304–311 or on the DOUBLEZERO7 System ► P. 434–475
Le lampade devono essere installate su rosoni ► P. 304–311 o su sistema DOUBLEZERO7 ► P. 434–475

Jefferson mini › Cluster suspension lamp



Jefferson small › Cluster suspension lamp




A-Tube Nano


Designed by Studio Italia Design/Lodes

Year 2016, 2025, 2026

A-Tube Nano expresses light in its purest form, featuring a suspension lamp that draws a fine line of light through space. The ultra-light aluminum structure, with a slim diameter of just 2 cm, holds a transparent methacrylate diffuser at its lower end, with an internal LED module that emits a soft, enveloping glow. Available in four frame lengths and four versatile finishes, *A-Tube Nano* offers inspiring possibilities for composition – whether as a single light point or clustered in groups to create unique lighting arrangements, suited to various settings and moods in private, contract, and hospitality spaces. In the recessed ceiling version, the lamp can be adjusted to direct light precisely where needed, enhancing the dramatic effect of multi-element compositions.

A-Tube Nano interpreta la luce nella sua forma più pura con una lampada a sospensione che traccia una sottile linea luminosa nello spazio. La leggerissima struttura in alluminio, con un diametro di soli 2 cm, ospita all'estremità inferiore un diffusore in metacrilato trasparente; il modulo LED si trova al suo interno e irradia una luminosità morbida e avvolgente. Disponibile in quattro lunghezze di montatura e in quattro versatili finiture, *A-Tube Nano* offre suggestive possibilità di composizione, singolarmente come punto luce o su cluster per creare inedite soluzioni luminose adatte a più ambienti e situazioni, sia in ambito privato che nei settori contract e hospitality. Nella versione da soffitto a incasso, la lampada può essere orientata a piacere per direzionare la luce su specifici punti o per enfatizzare l'effetto scenografico di una composizione con più elementi.

Go to the technical info 

Click to discover more 

A-Tube Nano
COD. 158

CATEGORY LAMP

Cluster suspension
Ceiling

Sospensione cluster
Soffitto



NEW

NEW

TYPE OF LIGHT

Diffused symmetric light
Adjustable light

Luce simmetrica diffusa
Luce orientabile




A-Tube Nano, cluster suspension and ceiling lamp, FINISH Matte Black.





208 A-Tube Nano small, medium and large, FINISH Terra, black cable version.



A-Tube Nano large, *recessed micro canopy*, FINISH Terra, black cable version.







214 A-Tube Nano large, special composition of 655 lights on recessed micro canopies, FINISH Matte Champagne.

5 special compositions of 80 lights and 5 special compositions of 51 lights.



A-Tube Nano interprète la lumière dans sa forme la plus pure avec une suspension qui trace une fine ligne lumineuse dans l'espace. La structure en aluminium, très légère, d'un diamètre de 2 cm seulement, accueille à l'extrémité inférieure un diffuseur en méthacrylate transparent ; le module LED est situé à l'intérieur et dégage une luminosité douce et enveloppante. Disponible en quatre longueurs de monture et en quatre finitions polyvalentes, *A-Tube Nano* offre des possibilités de composition suggestives, individuellement comme point lumineux ou en cluster pour obtenir de nouvelles solutions d'éclairage adaptées à une multitude d'ambiances et de situations, tant dans le secteur privé que dans le contract et accueil. Dans la version intégrée au plafond, la suspension peut être orientée pour diriger le faisceau lumineux sur des points spécifiques ou pour valoriser l'effet scénographique d'une composition à plusieurs éléments. ● FR

A-Tube Nano interpretiert das Licht in seiner reinsten Form mit einer Hängeleuchte, die einen feinen Lichtstreifen im Raum zeichnet. In der ultraleichten Struktur aus Aluminium mit einem Durchmesser von nur 2 cm, befindet sich am unteren Ende ein transparenter Methacrylatdiffusor; das in seinem Inneren befindliche LED-Modul strahlt eine angenehme und umhüllende Helligkeit aus. Erhältlich in vier Rahmenlängen und vier vielseitigen Ausführungen, bietet *A-Tube Nano* faszinierende Kompositionsmöglichkeiten als einzelner Lichtpunkt oder in Clustern, um neuartige Beleuchtungslösungen zu schaffen, die sich für eine Vielzahl von Umgebungen und Situationen eignen, sowohl im privaten als auch im Contract- und Hospitality Bereich. In der Ausführung als Deckeneinbau kann die Leuchte beliebig ausgerichtet werden, um das Licht auf bestimmte Punkte zu lenken oder um den szenischen Effekt einer Komposition mit mehreren Elementen zu betonen. ● DE


A-Tube Nano interpreta la luz en su forma más pura con una lámpara de suspensión que traza una fina línea de luz en el espacio. La estructura de aluminio extremadamente ligera y de sólo 2 cm de diámetro, alberga en el extremo inferior un difusor de metacrilato transparente; el módulo LED se encuentra en su interior e irradia una luminosidad suave y envolvente. Disponible en cuatro longitudes de cuerpo y cuatro versátiles acabados, *A-Tube Nano* ofrece sugerentes posibilidades de composición, individualmente como punto de luz o en cluster para crear novedosas soluciones de iluminación adecuadas para distintos entornos y situaciones, tanto en el ámbito privado como en los sectores del contract y la hostelería. En la versión de techo empotrada, la lámpara puede orientarse como se desee para dirigir la luz a puntos concretos o para acentuar el efecto escénico de una composición con varios elementos. ● ES

Подвесная лампа *A-Tube Nano* интерпретирует свет в его чистейшей форме, очерчивая тонкую светящуюся линию в пространстве. Внутри очень легкой алюминиевой конструкции диаметром всего 2 см на нижнем конце расположен диффузор из прозрачного метакрилата; находящийся внутри светодиодный модуль излучает мягкий и обволакивающий свет. Доступный в четырех вариантах длины оправы и четырех универсальных вариантах отделки, *A-Tube Nano* предлагает огромные возможности для композиции, отдельно в виде световой точки или в форме кластеров, для создания необычных световых решений, подходящих для различных помещений и ситуаций, как в частном секторе, так и в коммерческих и гостиничных структурах. В новой встраиваемой потолочной версии светильник можно ориентировать по желанию, чтобы направить свет на определенные точки или подчеркнуть сценический эффект композиции, состоящей из нескольких элементов. ● RU

*A-Tube Nano*通过一款悬吊灯以最纯粹的形式诠释光线,这款悬吊灯在空间中描绘出一条纤细的发光线条。直径仅为2厘米的铝制结构非常轻巧,下端装有一盏透明的甲基丙烯酸酯灯罩;LED模块位于灯罩内部,散发出一股柔和和包络的光亮。共有四种框架长度和四种多用饰面供您选择, *A-Tube Nano*提供迷人多姿的结构可能性,可单独作为光点或置于灯座上创建全新照明解决方案。无论是在私人环境还是在定制领域或酒店业内,这款灯件都能适合不同环境与情况。在全新嵌入式吸顶灯版本中,灯件可按喜好定向,以将光线引导到特定点上,或彰显多元素组合的场景效果。● ZH




A-Tube Nano Swing small and medium, FINISH Gold.



A-Tube Nano Swing large, FINISH Matte Black.


A-Tube Nano small ↘ Cluster suspension lamp




A-Tube Nano medium ↘ Cluster suspension lamp




A-Tube Nano large ↘ Cluster suspension lamp



A-Tube Nano XL ↘ Cluster suspension lamp **NEW**



↘ Transparent cable ↘ Black cable



A-Tube Nano Swing small ↘ Ceiling lamp



A-Tube Nano Swing medium ↘ Ceiling lamp




A-Tube Nano Swing large ↘ Ceiling lamp



A-Tube Nano Swing XL ↘ Ceiling lamp **NEW**



↘ Ceiling included canopy



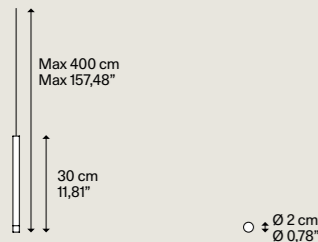
A-Tube Nano Swing small ↘ Ceiling lamp



CATEGORY CLUSTER SUSPENSION LAMP

DESIGN Studio Italia Design, 2016

A-**Tube Nano small**



Metal structure Montatura in metallo	Methacrylate diffuser Diffusore in metacrilato	Code Codice	A	Code Codice	B
● Matte Black - 9005 Nero Opaco - 9005		15822 2020		15822 2035	
● Matte Champagne Champagne Opaco		15822 4520		15822 4535	
● Gold Oro	○ Clear Trasparente	15822 5020		15822 5035	
● Terra Terra	○ Transparent cable Cavo trasparente	15822 6720		15822 6735	
● Matte Black - 9005 Nero Opaco - 9005		15826 2020		15826 2035	
● Matte Champagne Champagne Opaco		15826 4520		15826 4535	
● Gold Oro	○ Clear Trasparente	15826 5020		15826 5035	
● Terra Terra	○ Black cable Cavo nero	15826 6720		15826 6735	

Light source
Sorgente luminosa **A**

LED
2700 K
3 W
450 lm
350 mA
CRI 90
MacAdam 3-Step

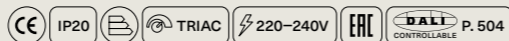
LED and driver included
LED e driver inclusi

Light source
Sorgente luminosa **B**

LED
3000 K
3 W
480 lm
350 mA
CRI 90
MacAdam 3-Step

LED and driver included
LED e driver inclusi

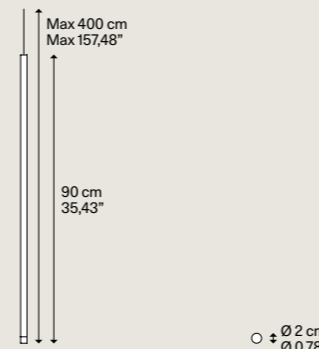
Net weight 0,22 kg / 0,48 lbs | Pack Colli 2 | Energy class Classe energetica D



CATEGORY CLUSTER SUSPENSION LAMP

DESIGN Studio Italia Design, 2016

A-**Tube Nano large**



Metal structure Montatura in metallo	Methacrylate diffuser Diffusore in metacrilato	Code Codice	A	Code Codice	B
● Matte Black - 9005 Nero Opaco - 9005		15824 2020		15824 2035	
● Matte Champagne Champagne Opaco		15824 4520		15824 4535	
● Gold Oro	○ Clear Trasparente	15824 5020		15824 5035	
● Terra Terra	○ Transparent cable Cavo trasparente	15824 6720		15824 6735	
● Matte Black - 9005 Nero Opaco - 9005		15828 2020		15828 2035	
● Matte Champagne Champagne Opaco		15828 4520		15828 4535	
● Gold Oro	○ Clear Trasparente	15828 5020		15828 5035	
● Terra Terra	○ Black cable Cavo nero	15828 6720		15828 6735	

Light source
Sorgente luminosa **A**

LED
2700 K
3 W
450 lm
350 mA
CRI 90
MacAdam 3-Step

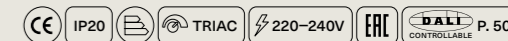
LED and driver included
LED e driver inclusi

Light source
Sorgente luminosa **B**

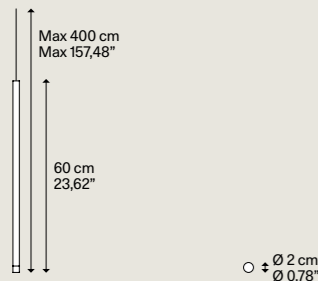
LED
3000 K
3 W
480 lm
350 mA
CRI 90
MacAdam 3-Step

LED and driver included
LED e driver inclusi

Net weight 0,40 kg / 0,88 lbs | Pack Colli 2 | Energy class Classe energetica D



A-**Tube Nano medium**



Metal structure Montatura in metallo	Methacrylate diffuser Diffusore in metacrilato	Code Codice	A	Code Codice	B
● Matte Black - 9005 Nero Opaco - 9005		15823 2020		15823 2035	
● Matte Champagne Champagne Opaco		15823 4520		15823 4535	
● Gold Oro	○ Clear Trasparente	15823 5020		15823 5035	
● Terra Terra	○ Transparent cable Cavo trasparente	15823 6720		15823 6735	
● Matte Black - 9005 Nero Opaco - 9005		15827 2020		15827 2035	
● Matte Champagne Champagne Opaco		15827 4520		15827 4535	
● Gold Oro	○ Clear Trasparente	15827 5020		15827 5035	
● Terra Terra	○ Black cable Cavo nero	15827 6720		15827 6735	

Light source
Sorgente luminosa **A**

LED
2700 K
3 W
450 lm
350 mA
CRI 90
MacAdam 3-Step

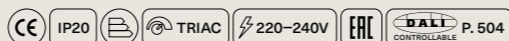
LED and driver included
LED e driver inclusi

Light source
Sorgente luminosa **B**

LED
3000 K
3 W
480 lm
350 mA
CRI 90
MacAdam 3-Step

LED and driver included
LED e driver inclusi

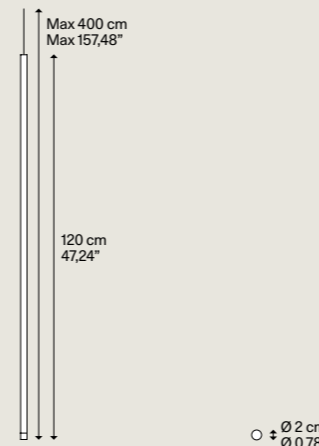
Net weight 0,30 kg / 0,66 lbs | Pack Colli 2 | Energy class Classe energetica D



CATEGORY CLUSTER SUSPENSION LAMP **NEW**

DESIGN Studio Italia Design/Lodes, 2026

A-**Tube Nano xl**



Metal structure Montatura in metallo	Methacrylate diffuser Diffusore in metacrilato	Code Codice	A	Code Codice	B
● Matte Black - 9005 Nero Opaco - 9005		15821 2020		15821 2035	
● Matte Champagne Champagne Opaco		15821 4520		15821 4535	
● Gold Oro	○ Clear Trasparente	15821 5020		15821 5035	
● Terra Terra	○ Transparent cable Cavo trasparente	15821 6720		15821 6735	
● Matte Black - 9005 Nero Opaco - 9005		15829 2020		15829 2035	
● Matte Champagne Champagne Opaco		15829 4520		15829 4535	
● Gold Oro	○ Clear Trasparente	15829 5020		15829 5035	
● Terra Terra	○ Black cable Cavo nero	15829 6720		15829 6735	

Light source
Sorgente luminosa **A**

LED
2700 K
3 W
450 lm
350 mA
CRI 90
MacAdam 3-Step

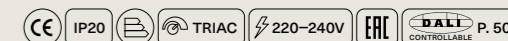
LED and driver included
LED e driver inclusi

Light source
Sorgente luminosa **B**

LED
3000 K
3 W
480 lm
350 mA
CRI 90
MacAdam 3-Step

LED and driver included
LED e driver inclusi

Net weight 0,50 kg / 1,10 lbs | Pack Colli 2 | Energy class Classe energetica D



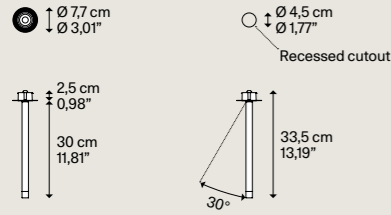
The lamps must be installed on canopies ▶ p. 304-311 or on the DOUBLEZERO7 System ▶ p. 434-475
Le lampade devono essere installate su rosoni ▶ p. 304-311 o su sistema DOUBLEZERO7 ▶ p. 434-475

The lamps must be installed on canopies ▶ p. 304-311 or on the DOUBLEZERO7 System ▶ p. 434-475
Le lampade devono essere installate su rosoni ▶ p. 304-311 o su sistema DOUBLEZERO7 ▶ p. 434-475

CATEGORY RECESSED CEILING LAMP

DESIGN Studio Italia Design, 2025

A-Tube Nano Swing small

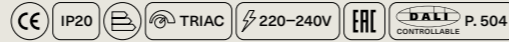


Metal structure Montatura in metallo	Methacrylate diffuser Diffusore in metacrilato	Code Codice	Code Codice
Matte Black - 9005 Nero Opaco - 9005	Clear Trasparente	15832 2020	15832 2035
Matte Champagne Champagne Opaco		15832 4520	15832 4535
Gold Oro		15832 5020	15832 5035
Terra Terra		15832 6720	15832 6735

Light source Sorgente luminosa	
LED	
2700	K
3	W
450	lm
350	mA
CRI 90	
MacAdam 3-Step	
LED and driver included LED e driver inclusi	

Light source Sorgente luminosa	
LED	
3000	K
3	W
480	lm
350	mA
CRI 90	
MacAdam 3-Step	
LED and driver included LED e driver inclusi	

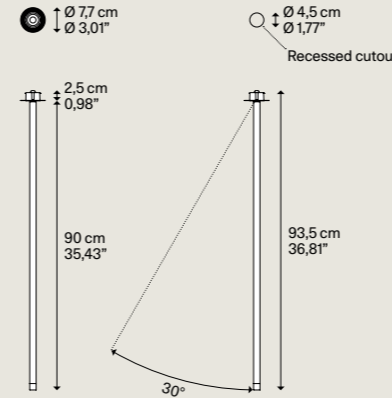
Net weight Peso netto	0,68 kg 1,49 lbs	Pack Colli	2	Energy class Classe energetica	D
--------------------------	---------------------	---------------	---	-----------------------------------	---



CATEGORY RECESSED CEILING LAMP

DESIGN Studio Italia Design, 2025

A-Tube Nano Swing large

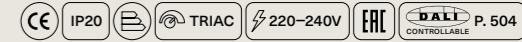


Metal structure Montatura in metallo	Methacrylate diffuser Diffusore in metacrilato	Code Codice	Code Codice
Matte Black - 9005 Nero Opaco - 9005	Clear Trasparente	15834 2020	15834 2035
Matte Champagne Champagne Opaco		15834 4520	15834 4535
Gold Oro		15834 5020	15834 5035
Terra Terra		15834 6720	15834 6735

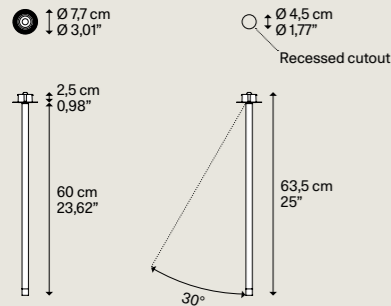
Light source Sorgente luminosa	
LED	
2700	K
3	W
450	lm
350	mA
CRI 90	
MacAdam 3-Step	
LED and driver included LED e driver inclusi	

Light source Sorgente luminosa	
LED	
3000	K
3	W
480	lm
350	mA
CRI 90	
MacAdam 3-Step	
LED and driver included LED e driver inclusi	

Net weight Peso netto	0,86 kg 1,89 lbs	Pack Colli	2	Energy class Classe energetica	D
--------------------------	---------------------	---------------	---	-----------------------------------	---



A-Tube Nano Swing medium

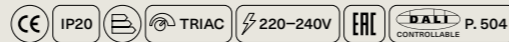


Metal structure Montatura in metallo	Methacrylate diffuser Diffusore in metacrilato	Code Codice	Code Codice
Matte Black - 9005 Nero Opaco - 9005	Clear Trasparente	15833 2020	15833 2035
Matte Champagne Champagne Opaco		15833 4520	15833 4535
Gold Oro		15833 5020	15833 5035
Terra Terra		15833 6720	15833 6735

Light source Sorgente luminosa	
LED	
2700	K
3	W
450	lm
350	mA
CRI 90	
MacAdam 3-Step	
LED and driver included LED e driver inclusi	

Light source Sorgente luminosa	
LED	
3000	K
3	W
480	lm
350	mA
CRI 90	
MacAdam 3-Step	
LED and driver included LED e driver inclusi	

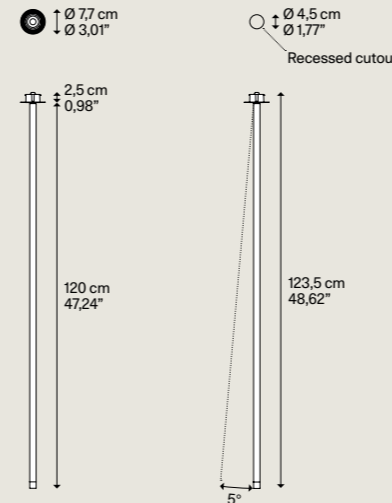
Net weight Peso netto	0,76 kg 1,67 lbs	Pack Colli	2	Energy class Classe energetica	D
--------------------------	---------------------	---------------	---	-----------------------------------	---



CATEGORY RECESSED CEILING LAMP **NEW**

DESIGN Studio Italia Design/Lodes, 2026

A-Tube Nano Swing XL

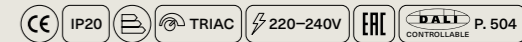


Metal structure Montatura in metallo	Methacrylate diffuser Diffusore in metacrilato	Code Codice	Code Codice
Matte Black - 9005 Nero Opaco - 9005	Clear Trasparente	15835 2020	15835 2035
Matte Champagne Champagne Opaco		15835 4520	15835 4535
Gold Oro		15835 5020	15835 5035
Terra Terra		15835 6720	15835 6735

Light source Sorgente luminosa	
LED	
2700	K
3	W
450	lm
350	mA
CRI 90	
MacAdam 3-Step	
LED and driver included LED e driver inclusi	

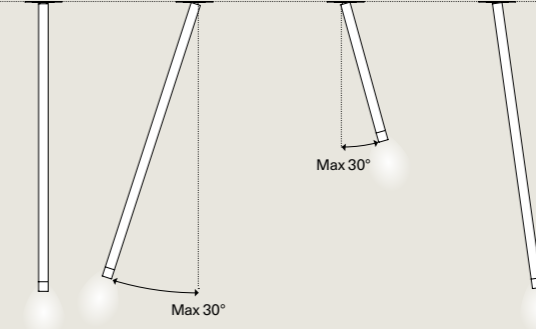
Light source Sorgente luminosa	
LED	
3000	K
3	W
480	lm
350	mA
CRI 90	
MacAdam 3-Step	
LED and driver included LED e driver inclusi	

Net weight Peso netto	0,55 kg 1,21 lbs	Pack Colli	2	Energy class Classe energetica	D
--------------------------	---------------------	---------------	---	-----------------------------------	---



Maximum tilt of 30° for the small, medium, and large versions; maximum tilt of 5° for the XL version.

Inclinazione massima di 30° per le versioni small, medium e large; per la versione XL l'inclinazione massima è di 5°.



A-Tube Nano Duo

Designed by Studio Italia Design


Year 2017


Precious pins suspended from a thin cable, like magic lights floating in the space. *A-Tube Nano Duo* is an offshoot of *A-Tube Nano* with an LED light source on both ends of its thin metal body. A lightweight and linear lamp available in four finishes, including Terra, which allows to create evocative and playful cluster compositions.

Preziose barrette sospese ad un cavo sottile, come magiche luci che galleggiano nello spazio. *A-Tube Nano Duo* è una variante di *A-Tube Nano* con sorgente luminosa a LED su entrambe le estremità del sottile corpo metallico. Una lampada leggera e lineare disponibile in quattro finiture, inclusa la tonalità Terra, con le quali si possono realizzare suggestive e giocose composizioni su cluster.

[Go to the technical info](#) [Click to discover more](#)

A-Tube Nano Duo
COD. 158

CATEGORY LAMP		TYPE OF LIGHT	
Cluster suspension	Sospensione cluster	Diffused symmetric light	Luce simmetrica diffusa
			



A-Tube Nano Duo, composition of 7 lights on *recessed micro canopies*, FINISH Matte Black.



228 A-Tube Nano Duo, special composition of 1156 lights on *recessed micro canopies*, FINISH Terra.



A-Tube Nano Duo, composition of 36 lights on a *round canopy*, FINISH Gold.

De précieuses barres suspendues à un câble fin, comme des lumières magiques flottant dans l'espace. *A-Tube Nano Duo* o est une variante de *A-Tube Nano* avec une source de lumière LED aux deux extrémités du fin corps métallique. Une lampe légère et linéaire disponible en quatre finitions, y compris la teinte Terra, avec laquelle on peut créer des compositions multiples évocatrices et ludiques. ● [FR](#)

Wertvolle Balken, die an einem schmalen Kabel hängen, wie magisches Licht, das im Raum schwebt. *A-Tube Nano Duo* ist eine Variante von *A-Tube Nano* mit LED-Lichtquelle an beiden Enden des dünnen Metallkorpusses. Eine leichte und lineare Leuchte, in vier Ausführungen, einschließlich des Farbtons Terra, mit denen wunderbare und verspielte Cluster-Kombinationen geschaffen werden können. ● [DE](#)

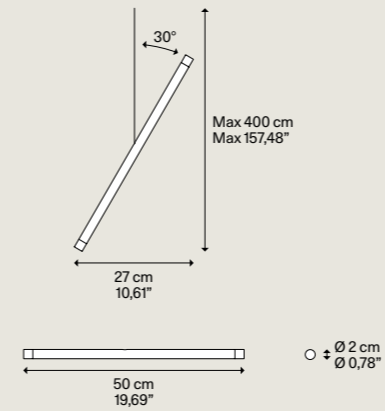
Preciosas barras suspendidas de un cable delgado, como luces mágicas flotando en el espacio. *A-Tube Nano Duo* es una variante de *A-Tube Nano* con fuente luminosa LED en ambos extremos del fino cuerpo de metal. Una lámpara ligera y lineal disponible en cuatro acabados, incluido el tono Tierra, con los que se pueden crear sugestivas y divertidas composiciones cluster. ● [ES](#)

Изящные трубки, подвешенные на тонком кабеле, – словно волшебные огни, парящие в пространстве. Светильник *A-Tube Nano Duo* является вариантом *A-Tube Nano* с источником света LED на обоих концах тонкого металлического корпуса. Легкая прямолинейная лампа доступна в четырех вариантах отделки, включая тональность Terra, с использованием которых можно создавать очаровательные и живые кластерные композиции. ● [RU](#)

通过细细的电缆线将贵重的条形悬挂起来，就像漂浮在太空中的魔幻灯一样。*A-Tube Nano Duo*是*A-Tube Nano*的变型，在纤薄金属主体的两端均带有LED光源。这是一种轻巧的线性灯，有包括Terra色调在内的四种颜色，可以在组合吊上创建富有启发性和趣味性的构造。● [ZH](#)

CATEGORY CLUSTER SUSPENSION LAMP

A-Tube Nano Duo



Net weight	0,21 kg	Pack	1	Energy class	D
Peso netto	0,46 lbs	Colli		Classe energetica	

DESIGN Studio Italia Design, 2017

Metal structure Montatura in metallo

- Matte Black – 9005
Nero Opaco – 9005
- Matte Champagne
Matte Champagne
- Gold
Oro
- Terra
Terra

Light source Sorgente luminosa

LED
2700 K
2x 1 W
280 lm
350 mA
CRI 90
MacAdam 3-Step
LED and driver included
LED e driver inclusi

Methacrylate diffuser Diffusore in metacrilato

- Clear
Trasparente
- Transparent cable
Cavo trasparente

Code Codice

15825 2020
15825 4520
15825 5020
15825 6720



The lamps must be installed on canopies ► p. 304–311 or on the DOUBLEZERO7 System ► p. 434–475
Le lampade devono essere installate su rosoni ► p. 304–311 o su sistema DOUBLEZERO7 ► p. 434–475

A-Tube Nano Duo » Cluster suspension lamp



Rain

Designed by Andrea Toso

Year 2015

Rain falls from the ceiling like a drop of spring rain, with a linear movement that accentuates the curvaceous conical forms of its body. A metal suspension lamp with an LED light source – simple and effective, elegant and extremely bright, to be used either independently or as a scenic composition.

Rain scende dal soffitto come una goccia di pioggia primaverile, con un movimento lineare che accentua le sinuose forme coniche del suo corpo. Una sospensione in metallo con sorgente luminosa a LED – semplice ed efficace, elegante ed estremamente luminosa, da usare da sola o in composizioni scenografiche.



Go to the technical info [+](#)

Click to discover more [↘](#)

Rain
COD. 156

CATEGORY LAMP

Cluster suspension

Sospensione cluster

TYPE OF LIGHT

Diffused symmetric light

Luce simmetrica diffusa









Rain, special composition, FINISH Matte Black + Matte Champagne, black cable and black structure version.



Rain, special composition of 47 lights, FINISH total Matte Black, black cable and black structure version.

Rain, une goutte de pluie printanière descend du plafond, avec un mouvement linéaire qui accentue les sinueuses formes coniques de son corps. Une suspension en métal avec source lumineuse LED – simple et efficace, élégante et très lumineuse, à utiliser seule ou en compositions scénographiques. ● FR

Rain baja del techo como una gota de lluvia primaveral, con un movimiento lineal que acentúa las sinuosas formas cónicas de su cuerpo. Una suspensión de metal con fuente luminosa LED, simple y eficaz, elegante y extremadamente luminosa, para usarla sola o en composiciones escénicas. ● ES

*Rain*就如从天花板上滴下的一滴春雨，以线性运动加重了其主体的弯曲圆锥形的外形。具有LED光源的金属悬架简单有效，优雅且非常明亮，可单独使用或在场景中组合使用。● ZH

Rain kommt von der Decke herab wie ein Regentropfen im Frühling, mit einer linearen Bewegung, die die geschwungenen, konischen Formen des Korpus betont. Eine Aufhängung aus Metall mit LED-Lichtquelle, einfach und effizient, elegant und besonders stark leuchtend, einzeln oder in wirkungsvollen Kombinationen zu verwenden. ● DE

Светильник *Rain* спускается с потолка подобно капле весеннего дождя, прямолинейность падения которой оттеняет изгибы конических форм его корпуса. Металлический подвесной светильник со светодиодным источником света – простой и эффективный, элегантный и необыкновенно яркий, для использования отдельно или в композициях со сценическим эффектом. ● RU

Rain » Cluster suspension lamp



Transparent cable and chrome structure



Black cable and black structure

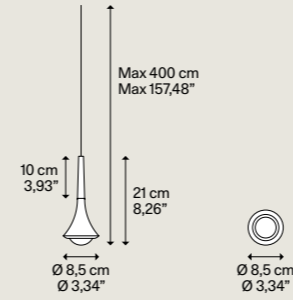


Black cable and champagne structure



CATEGORY CLUSTER SUSPENSION LAMP

Rain



DESIGN Andrea Tosetto, 2015

Metal structure
Montatura in metallo

- Chrome
Cromo
- Transparent cable
Cavo trasparente
- Matte Black – 9005
Nero Opaco – 9005
- Matte Champagne NEW
Champagne Opaco
- Black cable
Cavo nero

Metal decor
Decoro in metallo

	Code Codice ^A	Code Codice ^B
<input type="radio"/> Matte Black – 9005 Nero Opaco – 9005	15611 2027	15611 2030
<input type="radio"/> Matte Champagne NEW Champagne Opaco	15611 4527	15611 4530
<input type="radio"/> Brushed Chrome Cromo Spazzolato	15611 4727	15611 4730
<input type="radio"/> Natural Brown NCS S 8005-Y50R NEW Testa di Moro NCS S 8005-Y50R	15611 6927	15611 6930
<input type="radio"/> Matte Black – 9005 Nero Opaco – 9005	15612 2027	15612 2030
<input type="radio"/> Matte Champagne NEW Champagne Opaco	15612 4527	15612 4530
<input type="radio"/> Brushed Chrome Cromo Spazzolato	15612 4727	15612 4730
<input type="radio"/> Natural Brown NCS S 8005-Y50R NEW Testa di Moro NCS S 8005-Y50R	15612 6927	15612 6930
<input type="radio"/> Matte Black – 9005 Nero Opaco – 9005	15613 2027	15613 2030
<input type="radio"/> Matte Champagne NEW Champagne Opaco	15613 4527	15613 4530
<input type="radio"/> Brushed Chrome Cromo Spazzolato	15613 4727	15613 4730
<input type="radio"/> Natural Brown NCS S 8005-Y50R NEW Testa di Moro NCS S 8005-Y50R	15613 6927	15613 6930

Light source
Sorgente luminosa ^A

LED
2700 K
7 W
1280 lm
350 mA
CRI 90
MacAdam 3-Step
LED and driver included
LED e driver inclusi

Light source
Sorgente luminosa ^B

LED
3000 K
7 W
1300 lm
350 mA
CRI 90
MacAdam 3-Step
LED and driver included
LED e driver inclusi

Net weight Peso netto	0,34 kg 0,75 lbs	Pack Colli	2	Energy class Classe energetica	C
--------------------------	---------------------	---------------	---	-----------------------------------	---



The lamps must be installed on canopies ► p. 304–311 or on the DOUBLEZERO7 System ► p. 434–475
Le lampade devono essere installate su rosoni ► p. 304–311 o su sistema DOUBLEZERO7 ► p. 434–475


Spider


Designed by Andrea Tosetto



Year 2015, 2022

Spider is a round suspension lamp resembling an eye that can look into any part of the room. By adjusting the angle of the diffuser, the light beam emitted by the LED light can be directed towards any specific point. When installed on the different clusters available, it can create numerous lighting patterns, from functional to decorative, which can be dimmed at will. Available also as ceiling light. In *Spider*, the simplicity of the looks underscores the versatility of its performance.

Spider è una lampada a sospensione sferica che ricorda un occhio che può guardare in qualsiasi punto della stanza. Regolando l'angolo del diffusore si può infatti dirigere il fascio di luce a LED su un particolare punto di interesse, mentre montata sui diversi cluster disponibili può creare molteplici schemi di luce, dal funzionale al decorativo, dimmerabili a piacere. Disponibile anche nella versione a soffitto. In *Spider*, la semplicità della forma esalta la versatilità delle prestazioni.

Go to the technical info 

Click to discover more 

Spider COD. 160/183	CATEGORY LAMP		TYPE OF LIGHT	
	Cluster suspension Ceiling	Sospensione cluster Soffitto	Diffused symmetric light Adjustable light	Luce simmetrica diffusa Luce orientabile
	 			








Spider, FINISH Matte White.



Spider, FINISH Extra Matte Champagne.



Spider, FINISH Matte Black.



Spider composition of 4 lights on *radial canopy*, FINISHES Extra Matte Terra and Matte Black.



Spider est une suspension sphérique qui fait penser à un œil qui peut regarder n'importe où dans la pièce. En réglant l'angle du diffuseur, vous pouvez en effet diriger le faisceau de lumière LED vers un point d'intérêt particulier, tandis que montée sur les différents clusters disponibles, elle peut créer plusieurs schémas d'éclairage, du fonctionnel au décoratif, variables à souhait. Disponible en version plafonnière. Dans *Spider*, la simplicité de la forme met en valeur la polyvalence des performances. ●FR

Spider ist eine kugelförmige Hängeleuchte, die an ein Auge erinnert, das jeden Punkt im Raum erblicken kann. Durch Einstellen des Winkels des Diffusors kann der LED-Lichtstrahl tatsächlich auf eine spezielle Stelle gerichtet werden, während durch die Kombination zu unterschiedlichen verfügbaren Clustern verschiedene Lichtschemata erstellt werden können - von funktionell bis dekorativ und nach Belieben dimmbar. Auch in Deckenversion erhältlich. Bei *Spider* betont die Einfachheit der Form die vielseitigen Leistungen. ●DE

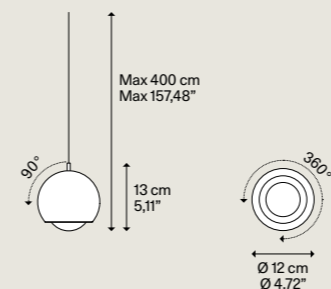
Spider es una lámpara de suspensión esférica que recuerda un ojo que puede mirar hacia cualquier punto de la habitación. De hecho, regulando el ángulo del difusor se puede dirigir el haz de luz de LED hacia un punto de interés concreto, mientras que montada en los diferentes cluster disponibles puede crear múltiples patrones de luz, desde el funcional al decorativo, regulables como se quiera. También disponible en la versión de techo. En *Spider*, la simplicidad de la forma exalta la versatilidad de las prestaciones. ●ES

Spider – это сферический подвесной светильник, напоминающая глаз, который может смотреть в любую точку помещения. Регулируя угол диффузора, можно направлять пучок светодиодного света на конкретную точку, а при установке в различных кластерах – создавать разнообразные схемы освещения, от функционального до декоративного, с возможностью регулировки яркости. Лампа также выпускается в форме потолочного плафона. Простота формы *Spider* подчеркивает его универсальность. ●RU

Spider 是一款球形吊灯，像一只眼睛，可以望向房间里的每一个角落。调节灯罩的角度，可以把LED灯的光束调向特定角度，如安装在不同的组合吊上，可营造多重光幕，可满足从功能性到装饰性的需求，并根据喜好调光。吸顶灯版本也可提供。*Spider*的简单造型彰显了其性能的广泛用途。●ZH

CATEGORY CLUSTER SUSPENSION LAMP

Spider

Light source
Sorgente luminosa

LED
2700 K
11 W
1280 lm
350 mA
CRI 90
MacAdam 3-Step

LED and driver included
LED e driver inclusi

Light source
Sorgente luminosa

LED
3000 K
11 W
1300 lm
350 mA
CRI 90
MacAdam 3-Step

LED and driver included
LED e driver inclusi

Net weight 0,80 kg / 1,76 lbs | Pack Colli 2 | Energy class Classe energetica C

DESIGN Andrea Tosetto, 2015

Metal structure
Montatura in metallo

Chrome
Cromo

Metal diffuser
Diffusore in metallo

Matte White-9010
Bianco Opaco-9010
Matte Black-9005
Nero Opaco-9005
Extra Matte Champagne
Champagne Extra Opaco
Extra Matte Terra
Terra Extra Opaco

Code
Codice

A

Code
Codice

B

16010 1027

16010 1030

16010 2027

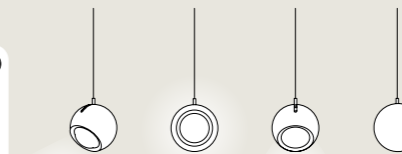
16010 2030

16010 4527

16010 4530

16010 6727

16010 6730

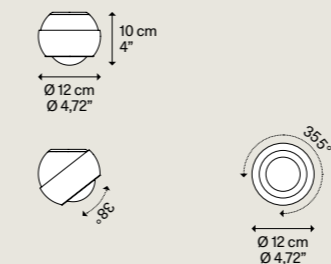
Adjustable light
Luce orientabile

CE IP20 TRIAC 220-240V EAC DALI CONTROLLABLE P. 504

The lamps must be installed on canopies ▶ p. 304-311 or on the DOUBLEZERO7 System ▶ p. 434-475
Le lampade devono essere installate su rosoni ▶ p. 304-311 o su sistema DOUBLEZERO7 ▶ p. 434-475

CATEGORY CEILING LAMP

Spider

Light source
Sorgente luminosa

AC LED
2700 K
10 W
920 lm
220-240 V
CRI 90
MacAdam 3-Step

LED included
LED incluso

Light source
Sorgente luminosa

AC LED
3000 K
10 W
980 lm
220-240 V
CRI 90
MacAdam 3-Step

LED included
LED incluso

Net weight 0,86 kg / 1,89 lbs | Pack Colli 2 | Energy class Classe energetica F

DESIGN Andrea Tosetto, 2022

Metal structure
Montatura in metallo

Chrome
Cromo

Metal diffuser
Diffusore in metallo

Matte White-9010
Bianco Opaco-9010
Matte Black-9005
Nero Opaco-9005
Extra Matte Champagne
Champagne Extra Opaco
Extra Matte Terra
Terra Extra Opaco

Code
Codice

A

Code
Codice

B

18340 1027

18340 1030

18340 2027

18340 2030

18340 4527

18340 4530

18340 6727

18340 6730

Adjustable light
Luce orientabile

CE IP20 TRIAC 220-240V EAC DALI CONTROLLABLE P. 504

▶ LED sources with direct power supply to the AC line voltage – driver not required.
Dimmable with phase cut dimmer.

▶ LED con alimentazione diretta a tensione di rete – non necessita di driver.
Dimmerabile con varialuce a taglio di fase.

Spider ▶ Cluster suspension lamp



Spider ▶ Ceiling lamp



Kelly Cluster

Designed by Andrea Toso

Year 2015


Kelly Cluster spectacularly reinterprets the creative intuition of the family of *Kelly* lights in a sculptural and extremely compact sphere, mounted on a canopy and allowing multiple different compositions at will. A suspension lamp in metal, characterised by its lightness and vibrancy thanks to the unique laser cuts that create captivating plays of light and shadow, it is available in three different finishes, bringing any space to life.


Kelly Cluster riformula brillantemente l'intuizione creativa della famiglia di lampade *Kelly* in una sfera sculturale ed estremamente compatta che, montata su rosone, permette di realizzare composizioni multiple a piacere. Lampada a sospensione in metallo, leggera e vivace grazie ai particolari tagli a laser che creano affascinanti giochi di luci e ombre, è disponibile in tre diverse finiture in grado di far risaltare qualsiasi ambiente.



Go to the technical info [+](#) Click to discover more [↘](#)

Kelly Cluster
COD. 147

CATEGORY LAMP		TYPE OF LIGHT	
Cluster suspension	Sospensione cluster	Diffused symmetric light	Luce simmetrica diffusa
			



Kelly Cluster reformule brillamment l'intuition créative de la famille de lampes *Kelly* dans une sphère sculpturale et extrêmement compacte qui, montée sur une patère, permet de réaliser d'innombrables compositions. Lampe à suspension en métal, légère et animée grâce aux originales découpes laser qui créent de fascinants jeux de lumière et d'ombres ; trois finitions disponibles pour valoriser tous les espaces. ● FR

Kelly Cluster formuliert die kreative Intuition der Leuchtenfamilie *Kelly* auf brillante Weise in einer skulpturellen und besonders kompakten Kugel wieder, die auf einem Baldachin montiert die Umsetzung verschiedener Kombinationen nach Wahl ermöglicht. Hängeleuchte aus Metall, die dank besonderer Laserschnitte leicht und lebhaft ist. Sie sorgen außerdem für faszinierende Spiele aus Licht und Schatten. Die Leuchte ist in drei verschiedenen Ausführungen erhältlich, um jeden Raum aufzuwerten. ● DE

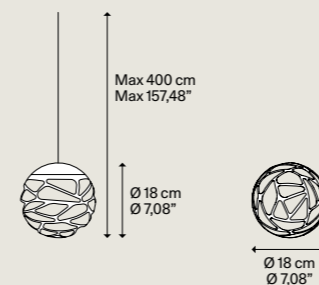
Kelly Cluster reformula brillantemente la intuición creativa de la familia de lámparas *Kelly* en una esfera escultural y extremadamente compacta que, montada en un florón, permite crear múltiples composiciones a voluntad. Lámpara colgante de metal, ligera y alegre gracias a los cortes especiales de láser que crean fascinantes juegos de luz y sombra, está disponible en tres acabados diferentes capaces de resaltar cualquier ambiente. ● ES

Kelly Cluster блестяще обыгрывает в новом ключе творческую интуицию, воплощенную в семействе светильников *Kelly*, выполненных в скульптурной и необыкновенно компактной форме шара, монтирующая который на потолочное крепление можно создавать множественные композиции на свой вкус. Металлический подвесной светильник с изящным и динамичным дизайном благодаря особым прорезям, выполненным методом лазерной резки и создающим чарующую игру света и тени, доступен в трех разных вариантах отделки, которые украсят любой интерьер. ● RU

*Kelly Cluster*在一个雕塑般紧凑的球体中巧妙地重新构造了 *Kelly* 灯家族系列的创意直觉, 该球体安装在底盘上, 可根据需要创建多种组合。金属制成的吊灯, 光线明亮、活泼, 这要归功于其特殊的激光切割工艺, 可以产生引人入胜的光影效果, 并提供三种不同的颜色, 可以烘托任何环境。● ZH

CATEGORY CLUSTER SUSPENSION LAMP

Kelly Cluster



DESIGN Andrea Tosetto, 2015

Metal structure
Montatura in metallo

● Matte Black - 9005
Nero Opaco - 9005

● Matte Champagne
Champagne Opaco

● Natural Brown NCS S 8005-Y50R NEW
Testa di Moro NCS S 8005-Y50R

Light source
Sorgente luminosa

LED
2700 K
7 W
1280 lm
350 mA
CRI 90
MacAdam 3-Step

LED and driver included
LED e driver inclusi

Glass diffuser
Diffusore in vetro

● Glossy White
Bianco Lucido

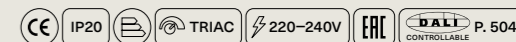
Code
Codice

14711 2027

14711 4527


14711 6927

Net weight Peso netto	1,00 kg 2,20 lbs	Pack Colli	1	Energy class Classe energetica	C
--------------------------	---------------------	---------------	---	-----------------------------------	---



The lamps must be installed on canopies ► P. 304-311 or on the DOUBLEZERO7 System ► P. 434-475
Le lampade devono essere installate su rosoni ► P. 304-311 o su sistema DOUBLEZERO7 ► P. 434-475

Kelly Cluster ▾ Cluster suspension lamp



Oblò


Designed by Paola Navone – OTTO Studio Year 2024

Oblò is a suspension lamp with a strong decorative character, offering fresh insights into the use of Pyrex in lighting while expanding *Lodes*' aesthetic vocabulary with the delicate sensitivity of Paola Navone – OTTO Studio. The product's soft silhouette and the five chosen shades for the finishes evoke marine imagery and reflections of light on water. The knotted canvas cable on the hook supporting the diffuser creates the illusion that the lamp floats in the air like a buoy. The LED light source and the electrical cable that powers it are concealed, making only the glass visible, just like looking through a porthole. Available in three gentle forms, *Oblò* offers lighting solutions capable of creating different movements and rhythms, alone or in compositions, to illuminate and decorate a wide range of spaces.

Oblò è una lampada a sospensione dal carattere fortemente decorativo che offre nuovi spunti sull'utilizzo del Pyrex nell'illuminazione e amplia il vocabolario estetico di *Lodes* con la delicata sensibilità di Paola Navone – OTTO Studio. La silhouette morbida del prodotto e le cinque sfumature scelte per le finiture evocano l'immaginario marino e i riflessi di luce sull'acqua, mentre il cavo telato annodato al gancio che sostiene il diffusore crea l'illusione che la lampada galleggi nell'aria come una boa. La sorgente luminosa LED è nascosta, così come il cavo elettrico che la alimenta: in questo modo si vede solo il vetro, proprio come guardando attraverso un oblò. Disponibile in tre forme dalle linee gentili, *Oblò* offre soluzioni di luce in grado di creare movimenti e ritmi diversi, da sola o in composizione, per illuminare e decorare una vasta gamma di ambienti.

Go to the technical info [+](#) Click to discover more [↘](#)

Oblò
COD. 218

CATEGORY LAMP		TYPE OF LIGHT	
Cluster suspension	Sospensione cluster	Diffused light	Luce diffusa
			



Oblò medium and large, FINISHES Rainbow and Azure Steel.





Oblò small and large, FINISHES Azure Steel and Clear.



Oblò, FINISH Silk White.



Oblò large, medium and small, FINISHES Silk White, Clear and Glossy Smoke.


Oblò est une suspension au caractère hautement décoratif qui propose de nouvelles idées sur l'utilisation du Pyrex dans l'éclairage et enrichit le vocabulaire esthétique de *Lodes* avec la délicate sensibilité de Paola Navone - OTTO Studio. La douce forme de cet article et les cinq nuances choisies pour les finitions évoquent l'imaginaire du monde marin et les reflets de la lumière sur l'eau, tandis que le câble en toile noué au crochet qui soutient le diffuseur crée l'illusion que la suspension flotte dans les airs comme une bouée sur l'eau. La source lumineuse LED est dissimulée, tout comme le câble électrique qui l'alimente : ainsi, seul le verre est visible, comme s'il l'on regardait à travers un hublot. Disponible en trois formes aux lignes douces, *Oblò* propose des solutions d'éclairage en mesure de créer différents mouvements et rythmes, seule ou en composition, pour illuminer et décorer une vaste gamme d'ambiances. ●FR

Oblò ist eine Hängeleuchte mit stark dekorativem Charakter, die neue Einblicke in die Verwendung von Pyrex in der Beleuchtung bietet und das ästhetische Vokabular von *Lodes* mit der feinen Sensibilität von Paola Navone - OTTO Studio - erweitert. Die weiche Silhouette des Produkts und die fünf für die Ausführungen gewählten Farbtöne, erwecken Vorstellungen von Meeresmotiven und Lichtreflexen auf dem Wasser, während das geknotete Segeltuchkabel am Haken, der den Diffusor trägt, die Illusion erzeugt, dass die Leuchte wie eine Boje in der Luft schwebt. Das LED-Leuchtmittel ist verdeckt, ebenso wie das zugehörige Stromkabel: auf diese Weise ist nur das Glas zu sehen, genauso wie beim Blick durch ein Bullauge. *Oblò* ist in drei Formen mit sanften Linien erhältlich und bietet Beleuchtungslösungen, die in der Lage sind, einzeln oder in Komposition verschiedene Bewegungen und Rhythmen zu erzeugen, um eine Vielzahl von Ambiente zu beleuchten und zu dekorieren. ●DE

Oblò es una lámpara de suspensión con un gran carácter decorativo que ofrece nuevas ideas acerca de la utilización del Pyrex en la iluminación y amplía el vocabulario estético de *Lodes* con la delicada sensibilidad de Paola Navone - OTTO Studio. La suave silueta del producto y los cinco tonos elegidos para los acabados evocan el imaginario marino y los reflejos de luz sobre el agua, mientras el cable revestido de tela anudado en el gancho que sostiene el difusor hace creer que la lámpara flote en el aire como una boya. La fuente luminosa LED está oculta, del mismo modo que el cable eléctrico que la alimenta: de esta forma sólo se ve el vidrio, del mismo modo que cuando se mira a través de una claraboya. Disponible en tres formas de líneas suaves, *Oblò* ofrece soluciones de luz capaces de crear movimientos y ritmos distintos, por sí sola o como parte de una composición, para iluminar y decorar una amplia gama de ambientes. ●ES

Oblò - это подвесной светильник с выраженным декоративным характером, предлагающий новые идеи для применения стекла Pyrex в освещении и расширяющий эстетическую гамму *Lodes* тонкой чувствительностью Паолы Навоне - OTTO Studio. Мягкий силуэт светильника и выбранные для отделки пять оттенков навевают морские образы и отражения света на воде, а обтянутый тканью трос, завязанный на крюке, поддерживающем диффузор, создает иллюзию, будто светильник парит в воздухе, как буй. Светодиодный источник света скрыт, как и питающий его электрический кабель: таким образом видно только стекло, как если бы вы смотрели в иллюминатор. Светильник *Oblò*, доступный в трех формах, отличающихся плавными линиями, предлагает световые решения, способные создавать различные движения и ритмы, по отдельности или в композиции, освещающая и украшая самые разнообразные помещения. ●RU

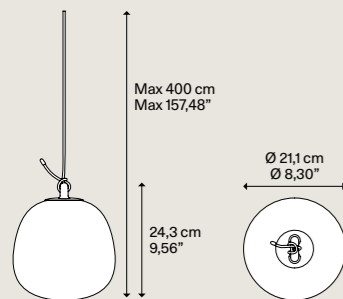
Oblò 是一款具有高度装饰性的吊灯,它为派热克斯玻璃在照明中的使用提供了新的见解并通过OTTO工作室的Paola Navone那细腻敏感度而扩展了*Lodes*的审美词汇。这款产品柔和的轮廓和饰面的五种精选调色板让人忆起海洋的画面以及水面上的光线反射,而打结在挂钩上用来支撑灯罩的帆布绳则营造出灯件如同浮标一般漂浮在空中的错觉。LED光源和为其供电的线缆都是隐匿的:如此一来我们只能看到玻璃,就像透过舷窗观望一般。共有三种线条柔和的可选形状,*Oblò*提供能够以单独或组合方式创造不同运动和节奏的灯光解决方案,以照亮并装饰各种环境。●ZH



CATEGORY CLUSTER SUSPENSION LAMP

DESIGN Paola Navone - OTTO Studio, 2024

Oblò small



Silicone hook
Gancio in silicone

White
Bianco

White fabric cable
Cavo bianco in tessuto

Blown glass diffuser
Diffusore in vetro soffiato

	Code Codice A	Code Codice B
Clear Trasparente	21811 0027	21811 0030
Silk White Bianco Seta	21811 1327	21811 1330
Rainbow Iridescente	21811 0127	21811 0130
Glossy Smoke Fumo Lucido	21811 4327	21811 4330
Azure Steel Azzurro Metallizzato	21811 8627	21811 8630

Light source
Sorgente luminosa **A**

LED
2700 K
7 W
1280 lm
350 mA
CRI 90
MacAdam 3-Step

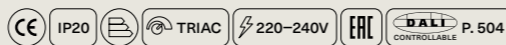
LED and driver included
LED e driver inclusi

Light source
Sorgente luminosa **B**

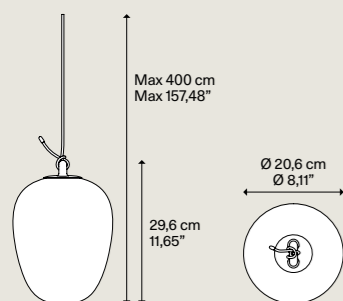
LED
3000 K
7 W
1300 lm
350 mA
CRI 90
MacAdam 3-Step

LED and driver included
LED e driver inclusi

Net weight 0,64 kg / 1,41 lbs
Pack Colli 2
Energy class Classe energetica D



Oblò medium



Silicone hook
Gancio in silicone

White
Bianco

White fabric cable
Cavo bianco in tessuto

Blown glass diffuser
Diffusore in vetro soffiato

	Code Codice A	Code Codice B
Clear Trasparente	21812 0027	21812 0030
Silk White Bianco Seta	21812 1327	21812 1330
Rainbow Iridescente	21812 0127	21812 0130
Glossy Smoke Fumo Lucido	21812 4327	21812 4330
Azure Steel Azzurro Metallizzato	21812 8627	21812 8630

Light source
Sorgente luminosa **A**

LED
2700 K
7 W
1280 lm
350 mA
CRI 90
MacAdam 3-Step

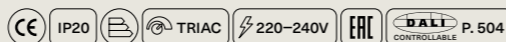
LED and driver included
LED e driver inclusi

Light source
Sorgente luminosa **B**

LED
3000 K
7 W
1300 lm
350 mA
CRI 90
MacAdam 3-Step

LED and driver included
LED e driver inclusi

Net weight 0,69 kg / 1,52 lbs
Pack Colli 2
Energy class Classe energetica D

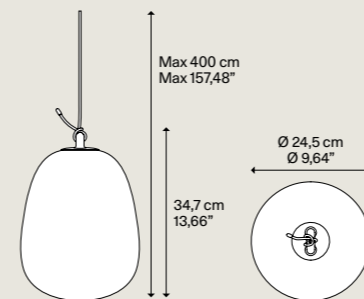


The lamps must be installed on canopies ▶ p. 304-311 or on the DOUBLEZERO7 System ▶ p. 434-475
Le lampade devono essere installate su rosioni ▶ p. 304-311 o su sistema DOUBLEZERO7 ▶ p. 434-475

CATEGORY CLUSTER SUSPENSION LAMP

DESIGN Paola Navone - OTTO Studio, 2024

Oblò large



Silicone hook
Gancio in silicone

White
Bianco

White fabric cable
Cavo bianco in tessuto

Blown glass diffuser
Diffusore in vetro soffiato

	Code Codice A	Code Codice B
Clear Trasparente	21813 0027	21813 0030
Silk White Bianco Seta	21813 1327	21813 1330
Rainbow Iridescente	21813 0127	21813 0130
Glossy Smoke Fumo Lucido	21813 4327	21813 4330
Azure Steel Azzurro Metallizzato	21813 8627	21813 8630

Light source
Sorgente luminosa **A**

LED
2700 K
7 W
1280 lm
350 mA
CRI 90
MacAdam 3-Step


LED and driver included
LED e driver inclusi

Light source
Sorgente luminosa **B**

LED
3000 K
7 W
1300 lm
350 mA
CRI 90
MacAdam 3-Step

LED and driver included
LED e driver inclusi

Net weight 0,82 kg / 1,80 lbs
Pack Colli 2
Energy class Classe energetica D



The lamps must be installed on canopies ▶ p. 304-311 or on the DOUBLEZERO7 System ▶ p. 434-475
Le lampade devono essere installate su rosioni ▶ p. 304-311 o su sistema DOUBLEZERO7 ▶ p. 434-475

A-*Tube*

Designed by Studio Italia Design



Year 2013

A simple form that delivers the light to wherever it's needed, enhancing the space. Tubular and slim, *A-*Tube** is a versatile lamp available in four different sizes and four finishes. It can be fixed directly to the ceiling, suspended singularly, or used in cluster compositions to create impactful lighting effects.

Una forma semplice, che porta la luce dove si desidera valorizzando l'ambiente. Tubolare e sottile, *A-*Tube** è una lampada versatile, disponibile in diverse dimensioni e in quattro finiture. Può essere fissata direttamente al soffitto, sospesa singolarmente, oppure utilizzata in composizioni cluster di effetto.

Go to the technical info [+](#) Click to discover more [↘](#)

A-*Tube*
COD. 096

CATEGORY LAMP		TYPE OF LIGHT	
Cluster suspension Ceiling	Sospensione cluster Soffitto	Diffused symmetric light	Luce simmetrica diffusa
			







Une forme simple, qui éclaire où vous le souhaitez tout en valorisant l'environnement. Tubulaire et fine, *A-Tube* est une lampe polyvalente, disponible en différentes dimensions et quatre finitions, qui peut être fixée directement au plafond, suspendue individuellement ou utilisée en compositions cluster. ●FR


Eine einfache Form, die das Licht in jenen Bereich des Raums bringt, der betont werden soll. Röhrenförmig und dünn, ist *A-Tube* eine vielseitige Lampe, die in verschiedenen Größen und vier Ausführungen verfügbar ist. Sie kann direkt an der Decke befestigt werden, einzeln hängend, oder zu wirkungsvollen Clustern kombiniert. ●DE

Una forma simple, que lleva la luz donde se desea valorizando el ambiente. Tubular y sutil, *A-Tube* es una lámpara versátil, disponible en diferentes tamaños y cuatro acabados. Puede fijarse directamente al techo, suspenderse individualmente o utilizarse en composiciones cluster de efecto. ●ES


Простая незамысловатая форма, несущая свет туда, где это необходимо, и украшающая интерьер. Светильник *A-Tube* в форме тонкой изящной трубки является необыкновенно универсальным и доступен с разными размерами и с четырьмя типами отделки, который можно крепить непосредственно к потолку, повесить отдельно или использовать в качестве эффектных кластерных композиций. ●RU

外形简洁，可将光线照射到想要的地方。*A-Tube*呈管状且细长，是一种多功能灯，有不同尺寸和四种颜色可供选择。可以直接吸顶安装，可以单独悬吊安装，也可以组合吊式安装。●ZH


A-Tube mini ↘ Ceiling lamp




A-Tube small ↘ Cluster suspension lamp



A-Tube small ↘ Ceiling lamp



A-Tube medium ↘ Cluster suspension lamp



A-Tube medium ↘ Ceiling lamp



A-Tube large ↘ Cluster suspension lamp



A-Tube large ↘ Ceiling lamp



CATEGORY CLUSTER SUSPENSION LAMP

DESIGN Studio Italia Design, 2013

A-Tube small

Net weight	1,12 kg	Pack	1
Peso netto	2,47 lbs	Colli	


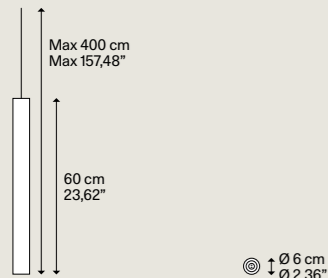
Light source
Sorgente luminosaGU10 Par 16 LED
1 × 10 W W/L max 8,5 cm
W/L max 3,34"Bulb not included
Lampadina non inclusaMetal structure
Montatura in metallo Matte White - 9010
Bianco Opaco - 9010 Matte Black - 9005
Nero Opaco - 9005 Matte Champagne NEW
Champagne Opaco Natural Brown NCS S 8005-Y50R NEW
Testa di Moro NCS S 8005-Y50RCode
Codice

09622 1000

09622 2000

09622 4500

09622 6900

A-Tube medium

Net weight	1,42 kg	Pack	1
Peso netto	3,13 lbs	Colli	

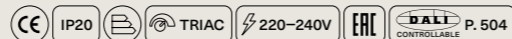
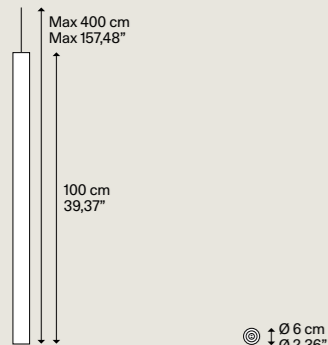
Light source
Sorgente luminosaGU10 Par 16 LED
1 × 10 W W/L max 8,5 cm
W/L max 3,34"Bulb not included
Lampadina non inclusaMetal structure
Montatura in metallo Matte White - 9010
Bianco Opaco - 9010 Matte Black - 9005
Nero Opaco - 9005 Matte Champagne NEW
Champagne Opaco Natural Brown NCS S 8005-Y50R NEW
Testa di Moro NCS S 8005-Y50RCode
Codice

09623 1000

09623 2000

09623 4500

09623 6900

A-Tube large

Net weight	1,87 kg	Pack	1
Peso netto	4,12 lbs	Colli	

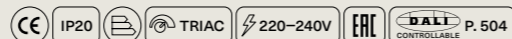
Light source
Sorgente luminosaGU10 Par 16 LED
1 × 10 W W/L max 8,5 cm
W/L max 3,34"Bulb not included
Lampadina non inclusaMetal structure
Montatura in metallo Matte White - 9010
Bianco Opaco - 9010 Matte Black - 9005
Nero Opaco - 9005 Matte Champagne NEW
Champagne Opaco Natural Brown NCS S 8005-Y50R NEW
Testa di Moro NCS S 8005-Y50RCode
Codice

09624 1000

09624 2000

09624 4500

09624 6900



The lamps must be installed on canopies ► p. 304-311
Le lampade devono essere installate su rosoni ► p. 304-311

CATEGORY CEILING LAMP

DESIGN Studio Italia Design, 2013

A-Tube mini

Net weight	0,20 kg	Pack	1
Peso netto	0,44 lbs	Colli	

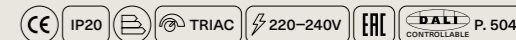

Light source
Sorgente luminosaGU10 Par 16
1 × 10 W W/L max 9 cm
W/L max 3,54"Bulb not included
Lampadina non inclusaMetal structure
Montatura in metallo Matte White - 9010
Bianco Opaco - 9010 Matte Black - 9005
Nero Opaco - 9005 Matte Champagne NEW
Champagne Opaco Natural Brown NCS S 8005-Y50R NEW
Testa di Moro NCS S 8005-Y50RCode
Codice

09631 1000

09631 2000

09631 4500

09631 6900

A-Tube small

Net weight	0,80 kg	Pack	1
Peso netto	1,76 lbs	Colli	

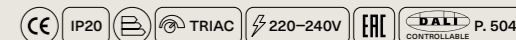
Light source
Sorgente luminosaGU10 Par 16
1 × 10 W W/L max 9 cm
W/L max 3,54"Bulb not included
Lampadina non inclusaMetal structure
Montatura in metallo Matte White - 9010
Bianco Opaco - 9010 Matte Black - 9005
Nero Opaco - 9005 Matte Champagne NEW
Champagne Opaco Natural Brown NCS S 8005-Y50R NEW
Testa di Moro NCS S 8005-Y50RCode
Codice

09632 1000

09632 2000

09632 4500

09632 6900

A-Tube medium

Net weight	0,90 kg	Pack	1
Peso netto	1,98 lbs	Colli	

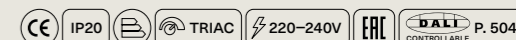
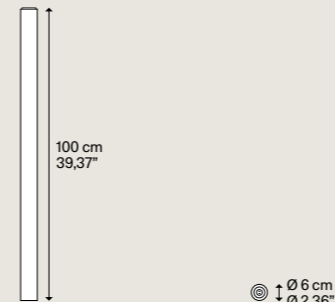
Light source
Sorgente luminosaGU10 Par 16
1 × 10 W W/L max 9 cm
W/L max 3,54"Bulb not included
Lampadina non inclusaMetal structure
Montatura in metallo Matte White - 9010
Bianco Opaco - 9010 Matte Black - 9005
Nero Opaco - 9005 Matte Champagne NEW
Champagne Opaco Natural Brown NCS S 8005-Y50R NEW
Testa di Moro NCS S 8005-Y50RCode
Codice

09633 1000

09633 2000

09633 4500

09633 6900

A-Tube large

Net weight	1,50 kg	Pack	1
Peso netto	3,31 lbs	Colli	

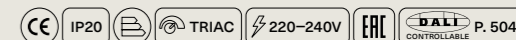
Light source
Sorgente luminosaGU10 Par 16
1 × 10 W W/L max 9 cm
W/L max 3,54"Bulb not included
Lampadina non inclusaMetal structure
Montatura in metallo Matte White - 9010
Bianco Opaco - 9010 Matte Black - 9005
Nero Opaco - 9005 Matte Champagne NEW
Champagne Opaco Natural Brown NCS S 8005-Y50R NEW
Testa di Moro NCS S 8005-Y50RCode
Codice

09634 1000

09634 2000

09634 4500

09634 6900




IVY I and V


Designed by Vittorio Massimo

Year 2022



IVY is a minimal, geometric lighting piece composed of a die-cast zinc alloy ring hanging on a black cable, which gives power to a made to measure LED module. The product sheds an even, rounded light beam through its thin and curved methacrylate diffuser. Designed with single and double cables, *IVY* responds to the need for flexibility, an increasingly contemporary theme in architectural practice and restoration, allowing the luminaire to be released from its ceiling derivation. Imagining the repetition and clustering of several lamps suggested the name *IVY*, while the ring reminds of a precious pendant on a necklace.

IVY è una lampada dalle linee minimaliste e geometriche costituita da un anello in lega di zinco pressofuso sospeso ad un cavo nero che aziona un modulo a LED realizzato su misura. Il prodotto emette un fascio di luce uniforme e omogeneo attraverso il sottile diffusore curvo in metacrilato. Dotata di cavi singoli e doppi, *IVY* risponde alla crescente esigenza di flessibilità nell'attuale contesto delle attività architettoniche e di ristrutturazione, consentendo di riposizionare la lampada rispetto alla fonte di alimentazione a soffitto. L'idea della ripetizione e del raggruppamento di più lampade ha ispirato il nome *IVY*, dall'inglese "edera", mentre l'anello richiama il prezioso ciondolo di una collana.

Go to the technical info 

Click to discover more 

IVY I and V
COD. 178

CATEGORY LAMP		TYPE OF LIGHT	
Suspension	Sospensione	Diffused symmetric light	Luce simmetrica diffusa
Cluster suspension	Sospensione cluster		
			






IVY I, LED light source, FINISH Extra Matte Terra.



280 IVY I and V, FINISHES Extra Matte Champagne and Extra Matte Terra.



IVY I and V, single mini canopies, FINISH Extra Matte Terra.



IVY est un élément d'éclairage minimaliste et géométrique fait d'un anneau en alliage de zinc moulé sous pression, suspendu à un câble noir qui alimente un module LED sur mesure. Le produit diffuse un faisceau lumineux uniforme et arrondi grâce à son diffuseur en méthacrylate fin et incurvé. Conçu avec des câbles simples et doubles, IVY répond au besoin de flexibilité, un thème de plus en plus contemporain dans la pratique architecturale et la restauration, permettant au luminaire d'être libéré de sa dérivation de plafond. Le nom IVY, anglais pour « lierre », s'inspire du regroupement de plusieurs lampes en cluster, tandis que l'anneau rappelle le précieux pendentif d'un collier. ● FR


IVY ist ein minimalistisches, geometrisches Beleuchtungsobjekt, bestehend aus einem Ring aus druckgegossener Zinklegierung, aufgehängt an einem schwarzen Kabel, das ein maßgefertigtes LED-Modul mit Strom versorgt. Das Produkt wirft einen gleichmäßigen, runden Lichtstrahl durch seinen dünnen und gebogenen Methacrylat-Diffusor. Entworfen mit einzelnen und doppelten Kabeln ist IVY die Antwort auf das Bedürfnis nach Flexibilität, ein zunehmend aktuelles Thema in der architektonischen Praxis und Restauration, das es der Leuchte ermöglicht, sich von ihrer Deckenableitung zu lösen. Die Vorstellung von der Wiederholung und Cluster mit mehreren Leuchten inspirierten zu dem Namen IVY, englisch für „Efeu“, während der Ring an einen kostbaren Anhänger einer Halskette erinnert. ● DE

IVY es un elemento de iluminación minimalista y geométrico compuesto de un aro de aleación de cinc fundido que cuelga de un cable negro, el cual alimenta a un módulo LED hecho a medida. La lámpara proyecta un haz de luz redondeado y homogéneo a través de su fino y curvado difusor de metacrilato. Diseñada con cables individuales y dobles, IVY responde a la necesidad de flexibilidad, una temática cada vez más de actualidad en la arquitectura y la restauración, que permite liberar el punto de luz de su derivación en el techo. El nombre IVY, «hiedra» en inglés, sugiere la repetición y la agrupación de varias lámparas, mientras que su aro recuerda al colgante de un collar. ● ES


IVY – это минималистичный геометрический осветительный элемент, состоящий из литого под давлением кольца, выполненного из цинкового сплава, подвешенного на черном кабеле, подающем питание к индивидуально изготовленному светодиодному модулю. Лампа излучает ровный круглый световой луч, проходящий через тонкий и изогнутый диффузор из метакрилата. Спроектированная с использованием одинарных и двойных кабелей, лампа IVY отвечает потребности в универсальности, все более актуальной в современной архитектуре и реконструкциях, позволяя освободить светильник от связи с потолком. Образ повторяющихся и объединенных в кластер ламп подсказал название IVY, что в переводе с английского означает «плющ», само кольцо напоминает драгоценный кулон на колье. ● RU

IVY 是一款极简几何照明件,由一只悬挂于一根黑色线缆上的压铸锌合金圆环组成,线缆可为定制型LED模块供电。该产品通过其细薄而弯曲的甲基丙烯酸酯灯罩散发均匀的圆形光束。采用单线缆和双线缆设计,IVY回应了对灵活性的需求,这是建筑实践与装修中一个日趋现代的主题,可将灯具重新定位于一个与位于天花板的电源处有所不同的地方。IVY之名建立在对更多灯件的重复和组吊的想象中,而圆环则令人忆起项链上的精美吊坠。● ZH

IVY I » Cluster suspension lamp



IVY V » Central cluster suspension lamp, Suspension lamp

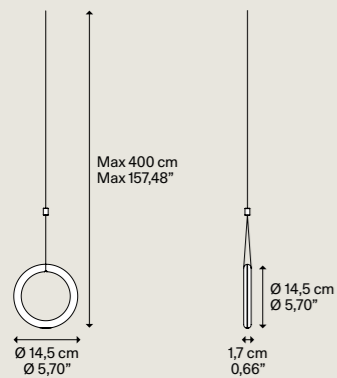


Examples of configuration with IVY V.

CATEGORY CLUSTER SUSPENSION LAMP

DESIGN Vittorio Massimo, 2022

IVY I

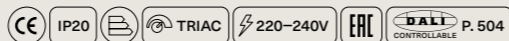


Metal structure Montatura in metallo	Cable Cavo	Code Codice	A	Code Codice	B
● Matte Black – 9005 Nero Opaco – 9005		17810 2020		17810 2035	
● Extra Matte Champagne Champagne Extra Opaco	⊖ Black Nero	17810 4520		17810 4535	
● Extra Matte Terra Terra Extra Opaco		17810 6720		17810 6735	

Light source Sorgente luminosa		A
LED		
2700	K	
3	W	
450	lm	
350	mA	
CRI 90		
MacAdam 3-Step		
LED and driver included LED e driver inclusi		

Light source Sorgente luminosa		B
LED		
3000	K	
3	W	
480	lm	
350	mA	
CRI 90		
MacAdam 3-Step		
LED and driver included LED e driver inclusi		

Net weight Peso netto	0,50 kg 1,10 lbs	Pack Colli	1	Energy class Classe energetica	2700 K ▶ D 3000 K ▶ C
--------------------------	---------------------	---------------	---	-----------------------------------	--------------------------

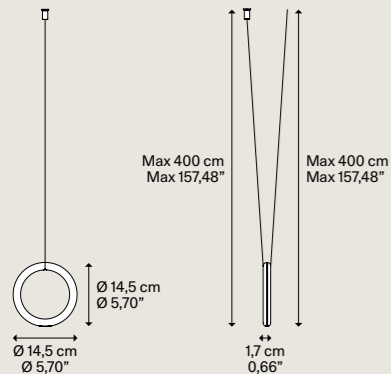


The lamps must be installed on canopies ▶ P. 304–311 or on the DOUBLEZERO7 System ▶ P. 434–475
Le lampade devono essere installate su rosone ▶ P. 304–311 o su sistema DOUBLEZERO7 ▶ P. 434–475

CATEGORY CENTRAL CLUSTER SUSPENSION LAMP

DESIGN Vittorio Massimo, 2022

IVY V

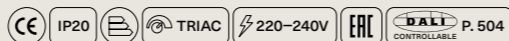


Metal structure Montatura in metallo	Cable Cavo	Code Codice	A	Code Codice	B
● Matte Black – 9005 Nero Opaco – 9005		17820 2020		17820 2035	
● Extra Matte Champagne Champagne Extra Opaco	⊖ Black Nero	17820 4520		17820 4535	
● Extra Matte Terra Terra Extra Opaco		17820 6720		17820 6735	

Light source Sorgente luminosa		A
LED		
2700	K	
3	W	
450	lm	
350	mA	
CRI 90		
MacAdam 3-Step		
LED and driver included LED e driver inclusi		

Light source Sorgente luminosa		B
LED		
3000	K	
3	W	
480	lm	
350	mA	
CRI 90		
MacAdam 3-Step		
LED and driver included LED e driver inclusi		

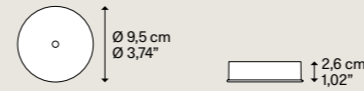
Net weight Peso netto	0,58 kg 1,27 lbs	Pack Colli	1	Energy class Classe energetica	2700 K ▶ D 3000 K ▶ C
--------------------------	---------------------	---------------	---	-----------------------------------	--------------------------



IVY V cluster suspension lamps must only be installed on the single and central canopies below
Le lampade a sospensione cluster IVY V devono essere installate solamente sui rosone singoli e centrali di seguito

CATEGORY SINGLE CANOPY

Single Mini



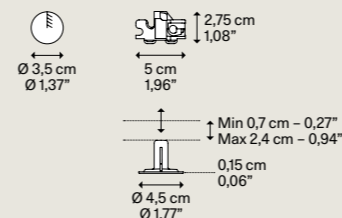
Net weight Peso netto	0,13 kg 0,28 lbs	Pack Colli	1
--------------------------	---------------------	---------------	---

Description Descrizione	Methacrylate structure Struttura in metacrilato	Installation Installazione	Code Codice
Surface-mounted canopy for a single pendant, with a maximum load capacity of 3,5 kg – 7,71 lbs.	● Matte Black – 9005 Nero Opaco – 9005	Single	R11L01 2000
Rosone a superficie per lampada singola, con portata massima di 3,5 kg – 7,71 lbs.			



CATEGORY RECESSED CANOPY

Recessed Micro

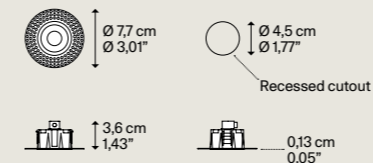


Net weight Peso netto	0,015 kg 0,033 lbs	Pack Colli	1
--------------------------	-----------------------	---------------	---

Description Descrizione	Methacrylate structure Struttura in metacrilato	Installation Installazione	Code Codice
Recessed canopy for single pendant, with a maximum load capacity of 3,5 kg – 7,71 lbs. Suitable for false ceilings up to 2,4 cm – 0,94” thick.	● Matte Black – 9005 Nero Opaco – 9005	Recessed	R01L01 2000
Rosone da incasso per lampada singola, con portata massima di 3,5 kg – 7,71 lbs. Adatto a controsoffitti con spessore fino a 2,4 cm – 0,94”.			



Recessed Micro Trimless



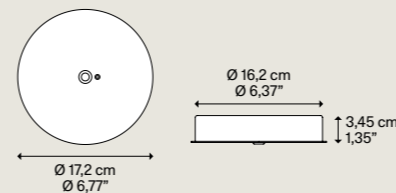
Net weight Peso netto	0,12 kg 0,26 lbs	Pack Colli	1
--------------------------	---------------------	---------------	---

Description Descrizione	Methacrylate structure Struttura in metacrilato	Installation Installazione	Code Codice
Trimless recessed canopy for a single pendant available in Pure and Deep versions, with a maximum load capacity of 3,5 kg – 7,71 lbs. Suitable for false ceilings up to 2,2 cm – 0,85” thick.	● Matte Black – 9005 Nero Opaco – 9005	Recessed	R13L01 2000
Rosone da incasso trimless in versione Pure e Deep per lampada singola, con portata massima di 3,5 kg – 7,71 lbs. Adatto a controsoffitti con spessore fino a 2,2 cm – 0,85”.			



CATEGORY CENTRAL CANOPY

6 Lights Central

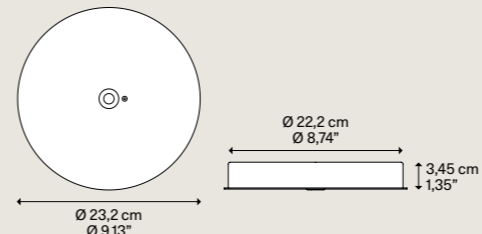


Net weight Peso netto	0,58 kg 1,27 lbs	Pack Colli	1
--------------------------	---------------------	---------------	---

Description Descrizione	Metal structure Struttura in metallo	System Sistema	Code Codice
Central canopy for up to 6 suspensions.	● Matte Black – 9005 Nero Opaco – 9005	Cluster Central	R07L06 2000
Rosone Central per un massimo di 6 sospensioni.			




12 Lights Central



Net weight Peso netto	1,00 kg 2,20 lbs	Pack Colli	1
--------------------------	---------------------	---------------	---

Description Descrizione	Metal structure Struttura in metallo	System Sistema	Code Codice
Central canopy for up to 12 suspensions.	● Matte Black – 9005 Nero Opaco – 9005	Cluster Central	R07L12 2000
Rosone Central per un massimo di 12 sospensioni.			




JIM


Designed by Patrick Norguet

Year 2021

Immediate function, uncomplicated style, durable materials, modular at will. Inspired by the abat-jours of the ateliers of the early 1900s, *JIM* is a system of suspension lamps with distinctive shapes and a versatile composition that suits any interiors and living environment. *JIM's* versatility is further enhanced by the colour range: the two finishes for the shades can be combined with the two different suspension hook hues as desired.

Immediatezza di funzione, semplicità delle linee, materiali durevoli, componibilità a piacere. Ispirato ai paralumi degli atelier di artisti dell'inizio del 1900, *JIM* è un sistema di lampade a sospensione dalle forme distintive e dalla composizione versatile che si adatta a qualsiasi interno e ambiente abitativo. La versatilità di *JIM* è ulteriormente valorizzata dalla gamma cromatica: le due finiture disponibili per i paralumi possono essere combinate a piacere con le due diverse tonalità del gancio a cui è sospesa la lampada.

Go to the technical info 

Click to discover more 

JIM
COD. 169

CATEGORY LAMP

Suspension
Cluster suspension

Sospensione
Sospensione cluster





TYPE OF LIGHT

Diffused symmetric light

Luce simmetrica diffusa









Immédiateté de fonction, simplicité des lignes, matériaux durables, infinie modularité. S'inspirant des abat-jours des ateliers d'artistes du début du XXe siècle, *JIM* est un système de suspensions arborant des formes distinctives et une composition polyvalente qui s'adapte à tous les styles d'habitation. La gamme chromatique souligne encore plus la polyvalence de *JIM* : les deux finitions disponibles pour les diffuseurs peuvent s'assortir, au choix, aux deux différentes tonalités du crochet de soutien. ● FR

Unmittelbarkeit der Funktion, Einfachheit der Linien, haltbare Materialien, Modularität nach Belieben. Inspiriert an den Lampenschirmen der Künstlerateliers der frühen 1900er Jahre, ist *JIM* ein Hängeleuchten-system mit unverwechselbaren Formen und vielseitiger Gestaltungsmöglichkeit, das sich an jedes Interieur und jede Wohnumgebung anpasst. Die Vielseitigkeit von *JIM* wird durch die Farbpalette noch verstärkt: Die zwei erhältlichen Ausführungen der Lampenschirme können beliebig mit den zwei verschiedenen Farbtönen des Hakens, an dem die Leuchte aufgehängt wird, kombiniert werden. ● DE

Inmediatez de función, líneas sencillas, materiales duraderos y libertad de modularidad. Inspirado en las pantallas de los ateliers de artistas de principios del siglo XX, *JIM* es un sistema de lámparas de suspensión con formas características y una composición versátil que se adapta a cualquier interior y ambiente. La versatilidad de *JIM* la valoriza aún más la gama cromática: los dos acabados disponibles para las pantallas se pueden combinar libremente con los dos tonos del gancho en el que está suspendida la lámpara. ● ES

Немедленно доступная функциональность, несложный стиль, прочные материалы, модульность по желанию. Лампа воспроизводит стиль абажуров творческих ателье начала 1900-х. *JIM* представляет собой систему подвесных ламп особой формы, с универсальной композицией, подходящей для любых внутренних интерьеров и дизайна жилья. Универсальность *JIM* дополнительно расширена благодаря диапазону цветов: две отделки абажуров сочетаются по желанию с двумя разными тонами подвесных крюков. ● RU

功能即时、风格简洁、材料耐用、组合随意。灵感源于二十世纪初期艺术家工坊中的灯罩，*JIM*是一款形状独特且组合多样的悬吊灯系统，适宜于任何室内装饰与家居环境。*JIM*的通用性以其色彩范围之广越发增值：灯罩的两种饰面可按喜好与悬灯钩的两种不同色调相搭配。● ZH

JIM bell » Cluster suspension lamp




JIM cone » Cluster suspension lamp



JIM cylinder » Cluster suspension lamp



JIM dome » Suspension lamp



Grey hook
Gancio Grigio

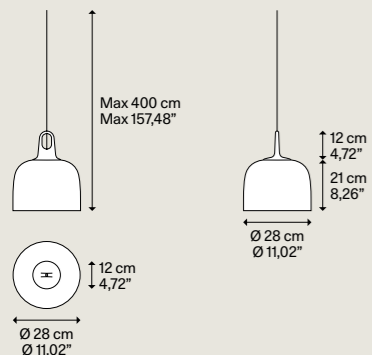
Honey hook
Gancio Miele



CATEGORY CLUSTER SUSPENSION LAMP

DESIGN Patrick Norguet, 2021

JIM bell



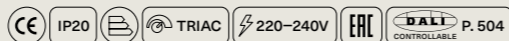
Net weight 1,90 kg / 4,19 lbs
Pack Colli 2

Outside metal diffuser Diffusore esterno in metallo	Inside metal diffuser Diffusore interno in metallo	Hook methacrylate Gancio in metacrilato	Code Codice
● Matte Black - 9005 Nero Opaco - 9005	● Matte White - 9010 Bianco Opaco - 9010	● Grey Grigio	16921 2800
		● Honey Miele	16921 6600
		● Grey Grigio	16921 2700
● Matte Champagne Champagne Opaco	● Matte White - 9010 Bianco Opaco - 9010	● Honey Miele	16921 6500

Light source
Sorgente luminosa

E27 A60 LED
1 x Max 25 W

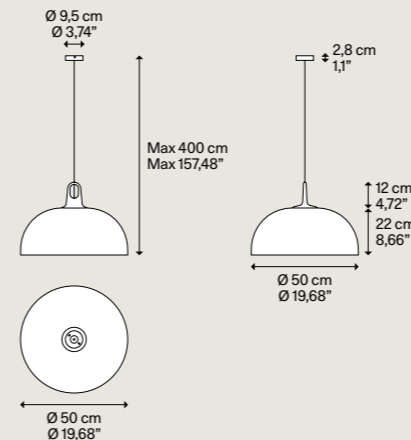
Bulb not included
Lampadina non inclusa



CATEGORY SUSPENSION LAMP

DESIGN Patrick Norguet, 2021

JIM dome



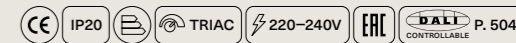
Net weight 2,20 kg / 4,85 lbs
Pack Colli 2

Outside metal diffuser Diffusore esterno in metallo	Inside metal diffuser Diffusore interno in metallo	Hook methacrylate Gancio in metacrilato	Code Codice
● Matte Black - 9005 Nero Opaco - 9005	● Matte White - 9010 Bianco Opaco - 9010	● Grey Grigio	16924 2800
		● Honey Miele	16924 6600
		● Grey Grigio	16924 2700
● Matte Champagne Champagne Opaco	● Matte White - 9010 Bianco Opaco - 9010	● Honey Miele	16924 6500

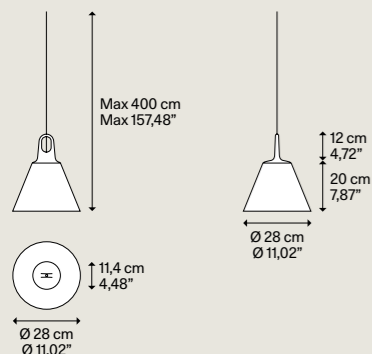
Light source
Sorgente luminosa

E27 A60 LED
1 x Max 25 W

Bulb not included
Lampadina non inclusa



JIM cone



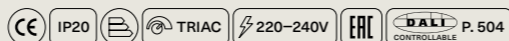
Net weight 1,00 kg / 2,20 lbs
Pack Colli 2

Outside metal diffuser Diffusore esterno in metallo	Inside metal diffuser Diffusore interno in metallo	Hook methacrylate Gancio in metacrilato	Code Codice
● Matte Black - 9005 Nero Opaco - 9005	● Matte White - 9010 Bianco Opaco - 9010	● Grey Grigio	16922 2800
		● Honey Miele	16922 6600
		● Grey Grigio	16922 2700
● Matte Champagne Champagne Opaco	● Matte White - 9010 Bianco Opaco - 9010	● Honey Miele	16922 6500

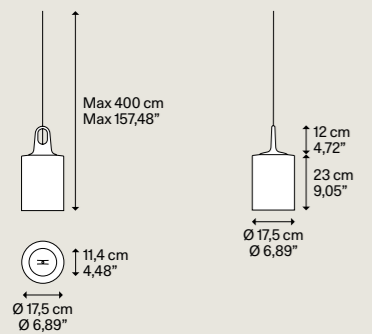
Light source
Sorgente luminosa

E27 A60 LED
1 x Max 25 W

Bulb not included
Lampadina non inclusa



JIM cylinder



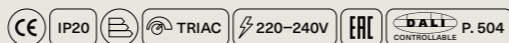
Net weight 1,40 kg / 3,09 lbs
Pack Colli 2

Outside metal diffuser Diffusore esterno in metallo	Inside metal diffuser Diffusore interno in metallo	Hook methacrylate Gancio in metacrilato	Code Codice
● Matte Black - 9005 Nero Opaco - 9005	● Matte White - 9010 Bianco Opaco - 9010	● Grey Grigio	16923 2800
		● Honey Miele	16923 6600
		● Grey Grigio	16923 2700
● Matte Champagne Champagne Opaco	● Matte White - 9010 Bianco Opaco - 9010	● Honey Miele	16923 6500

Light source
Sorgente luminosa

E27 A60 LED
1 x Max 25 W

Bulb not included
Lampadina non inclusa



The lamps must be installed on canopies ▶ p. 304-311 or on the DOUBLEZERO7 System ▶ p. 434-475
Le lampade devono essere installate su rosone ▶ p. 304-311 o su sistema DOUBLEZERO7 ▶ p. 434-475

Cono di Luce



Designed by Ron Arad

Year 2023

Cono di Luce, is a unique object, a synthesis of Lodes' cutting-edge know-how and Ron Arad's creativity. It's a lamp characterised by a transparent Pyrex cone that houses a printed circuit board (PCB) inside and a frame, also made of PCB. Another distinctive element of *Cono di Luce* is the customisable frame that holds the sheet placed inside the cone, and which bears the name of the product. The frame details both Arad's and Lodes' names. The lamp, while being strongly characterising, fits into contexts ranging from residential settings to public hospitality spaces rather than food & beverage.

Cono di Luce, è un oggetto unico nel suo genere, sintesi del know-how d'avanguardia di Lodes e della creatività firmata Ron Arad. È una lampada caratterizzata da un cono di pirex trasparente che alloggia al suo interno un foglio con un circuito stampato (PCB) e una montatura, anch'essa in PCB. Ulteriore elemento distintivo di *Cono di Luce* è la cornice che personalizza il foglio posto all'interno del cono e che porta il nome del prodotto, la firma del designer e il nome dell'azienda. La lampada pur essendo fortemente caratterizzante, grazie alla sua estetica dal tratto deciso, si inserisce sia in contesti che spaziano da ambienti residenziali a spazi pubblici hospitality piuttosto che food & beverage.


Go to the technical info [+](#) Click to discover more [↘](#)

Cono di Luce cod. 210	CATEGORY LAMP		TYPE OF LIGHT	
	Cluster suspension Table	Sospensione cluster Terra	Diffused light	Luce diffusa
				





300 Cono di Luce small, FINISH Gold.



Cono di Luce, table lamp, FINISH Red.

Cono di Luce, objet unique en son genre, représente la synthèse du savoir-faire avant-gardiste de Lodes et de la créativité de Ron Arad. Cette lampe se caractérise par un cône en Pyrex transparent qui abrite une feuille avec une carte de circuit imprimé (PCB) et une monture, également en PCB. Un autre élément distinctif de *Cono di Luce* est le cadre qui personnalise la feuille placée à l'intérieur du cône et qui porte le nom du produit, la signature du designer et le nom de la société. La lampe, bien que fortement distinctive grâce au caractère décisif de son esthétique, s'intègre dans des contextes allant des environnements résidentiels aux espaces d'accueil publics et à ceux de la restauration. ●FR


Cono di Luce ist ein einzigartiges Objekt, eine Synthese aus Lodes' avantgardistischem Know-how und Ron Arads Kreativität. Es handelt sich um eine Leuchte, die sich durch einen transparenten Pyrex-Kegel auszeichnet, in dessen Innerem sich eine Leiterplatte (PCB) und ein Aufbau, ebenfalls aus PCB, befinden. Ein weiteres charakteristisches Element von *Cono di Luce* ist der Rahmen, der die im Inneren des Kegels platzierte Platte individuell gestaltet und den Produktnamen, die Unterschrift des Designers und den Firmennamen trägt. Auch wenn die Leuchte ausgesprochen charakteristisch ist, fügt sie sich dank ihrer ausgeprägten Ästhetik in Kontexte ein, die von Wohnumgebungen bis hin zu öffentlichen Räumen, Hospitality und Food & Beverage reichen. ●DE

Cono di Luce es un objeto único en su género, la síntesis de los conocimientos técnicos más avanzados de Lodes y la creatividad de Ron Arad. Es una lámpara que se caracteriza por un cono de pyrex transparente que contiene una lámina con un circuito impreso (PCB) y un armazón, también de PCB. Otro elemento característico de *Cono di Luce* es el marco que personaliza la lámina situada dentro del cono y que lleva el nombre del producto, la firma del diseñador y el nombre de la empresa. La lámpara, aun siendo muy reconocible gracias a su estética de trazo decidido, es ideal para contextos que abarcan entornos residenciales, espacios públicos de hostelería e incluso de comida y bebida. ●ES

Cono di Luce – это уникальный в своем роде объект, синтез авангардного ноу-хау Лодеса и творческого гения Рона Арада. Эта лампа характеризуется конусом из прозрачного пирекса, внутри которого размещается лист с печатной платой (PCB), и рамой, также изготовленной из PCB. Другим отличительным элементом *Cono di Luce* является обрамление, придающее индивидуальность листу, помещенному внутрь конуса; на нем нанесено название изделия, подпись дизайнера и название компании. Несмотря на ярко выраженные индивидуальные характеристики, благодаря своей решительной эстетике данная лампа легко вписывается в различные контексты, от жилых помещений до общественных, предназначенных для гостиничного и ресторанного бизнеса. ●RU

*Cono di Luce*可谓同类产品中的佼佼者,它将Lodes的尖端技术诀窍以及Ron Arad的设计创造力兼容并蓄。这款灯品的特征在于它那以透明派热克斯玻璃制成的椎体,其内部装有一张带有印刷电路板(PCB)的薄片和一个同样以PCB薄片制成的框架。*Cono di Luce*的另一个与众不同的元素便是檐口,它能使位于椎体内部的薄片做到个性化,薄片上列有产品名称、设计师签名及公司名称。这款灯品尽管特征强烈,但其线条鲜明的美感却使其无论是在住宅环境、酒店公共空间以及餐饮场所内皆可完美搭配。●ZH

Cono di Luce small » Cluster suspension lamp



Cono di Luce large » Cluster suspension lamp



Cono di Luce » Table lamp



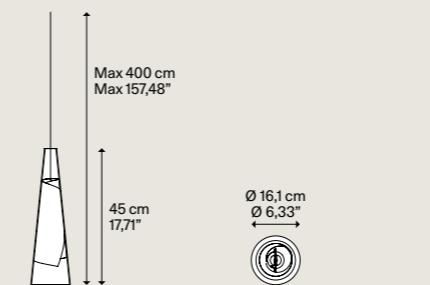
Cono di Luce small, FINISH Red.



Cono di Luce, table lamp, FINISH Gold.

CATEGORY CLUSTER SUSPENSION LAMP

Cono di Luce small



Net weight	0,73 kg	Pack	3	Energy class	B
Peso netto	1,61 lbs	Colli	3	Classe energetica	B

DESIGN Ron Arad, 2023

Outside blown glass diffuser
Diffusore esterno in vetro soffiato

Clear
Trasparente

Light source
Sorgente luminosa

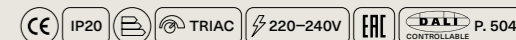
LED
2700 K
7 W
1307 lm
350 mA
CRI 90
MacAdam 3-Step
LED and driver included
LED e driver inclusi

Inside PCB diffuser
Diffusore interno in PCB

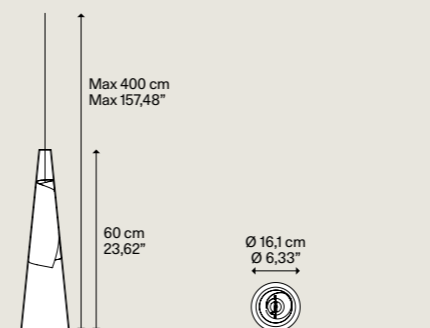
Grey
Grigio
Gold
Oro
Red
Rosso

Code
Codice

21010 3227
21010 5027
21010 6027



Cono di Luce large



Net weight	1,12 kg	Pack	3	Energy class	B
Peso netto	2,47 lbs	Colli	3	Classe energetica	B

Outside blown glass diffuser
Diffusore esterno in vetro soffiato

Clear
Trasparente

Light source
Sorgente luminosa

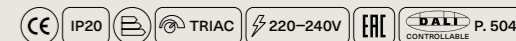
LED
2700 K
7 W
1307 lm
350 mA
CRI 90
MacAdam 3-Step
LED and driver included
LED e driver inclusi

Inside PCB diffuser
Diffusore interno in PCB

Grey
Grigio
Gold
Oro
Red
Rosso

Code
Codice

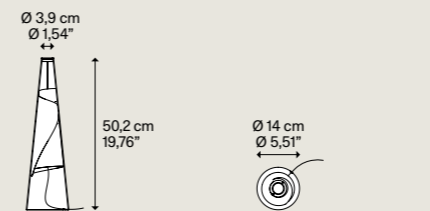
21011 3227
21011 5027
21011 6027



The lamps must be installed on canopies » P. 304–311 or on the DOUBLEZERO7 System » P. 434–475
Le lampade devono essere installate su rosoni » P. 304–311 o su sistema DOUBLEZERO7 » P. 434–475

CATEGORY TABLE LAMP

Cono di Luce



Net weight	0,91 kg	Pack	2	Energy class	B
Peso netto	2,00 lbs	Colli	2	Classe energetica	B

DESIGN Ron Arad, 2023

Outside blown glass diffuser
Diffusore esterno in vetro soffiato

Clear
Trasparente

Light source
Sorgente luminosa

LED
2700 K
7,5 W
1307 lm
5 V – 1,5 A
CRI 90
MacAdam 3-Step
LED, driver and touch dimmer included
LED, driver e touch dimmer inclusi

Inside PCB diffuser
Diffusore interno in PCB

Grey
Grigio
Gold
Oro
Red
Rosso

Code
Codice

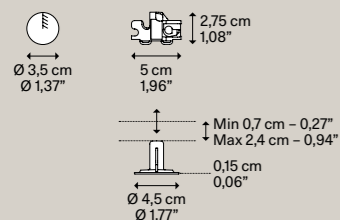
21080 3227
21080 5027
21080 6027



Single canopies

CATEGORY RECESSED CANOPY

Recessed Micro



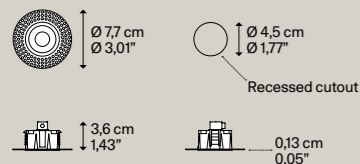
Net weight 0,015 kg / 0,033 lbs
Pack Colli 1

Description Descrizione	Methacrylate structure Struttura in metacrilato	Installation Installazione	Code Codice
Recessed canopy for single pendant, with a maximum load capacity of 3,5 kg - 7,71 lbs. Suitable for false ceilings up to 2,4 cm - 0,94" thick.	<ul style="list-style-type: none"> Matte White - 9010 * Bianco Opaco - 9010 * Matte Black - 9005 Nero Opaco - 9005 Chrome Cromo 	Recessed	<ul style="list-style-type: none"> R01L01 1000 R01L01 2000 R01L01 4000
Rosone da incasso per lampada singola, con portata massima di 3,5 kg - 7,71 lbs. Adatto a controsoffitti con spessore fino a 2,4 cm - 0,94".	* Paintable with mural paint Verniciabile con pittura murale		



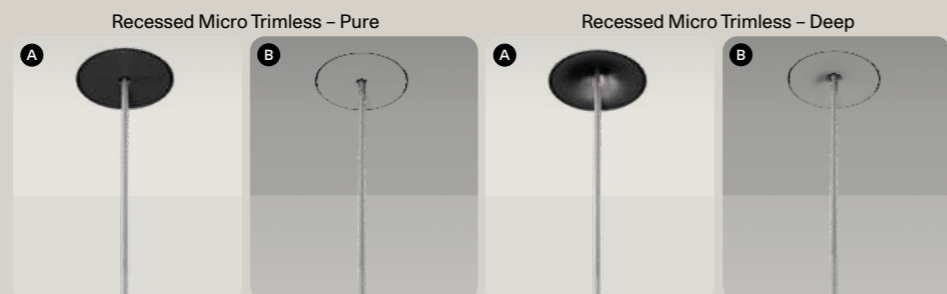
CE IP20

Recessed Micro Trimless



Net weight 0,12 kg / 0,26 lbs
Pack Colli 1

Description Descrizione	Methacrylate structure Struttura in metacrilato	Installation Installazione	Code Codice
Trimless recessed canopy for a single pendant available in Pure and Deep versions, with a maximum load capacity of 3,5 kg - 7,71 lbs. Suitable for false ceilings up to 2,2 cm - 0,85" thick.	<ul style="list-style-type: none"> Matte White - 9010 * Bianco Opaco - 9010 * Matte Black - 9005 Nero Opaco - 9005 	Recessed	<ul style="list-style-type: none"> R13L01 1000 R13L01 2000
Rosone da incasso trimless in versione Pure e Deep per lampada singola, con portata massima di 3,5 kg - 7,71 lbs. Adatto a controsoffitti con spessore fino a 2,2 cm - 0,85".	* Paintable with mural paint Verniciabile con pittura murale		



A Recessed Micro Trimless - Not painted
B Recessed Micro Trimless - Painted

CE IP20


CATEGORY SINGLE CANOPY

Single Mini



Net weight 0,13 kg / 0,28 lbs
Pack Colli 1

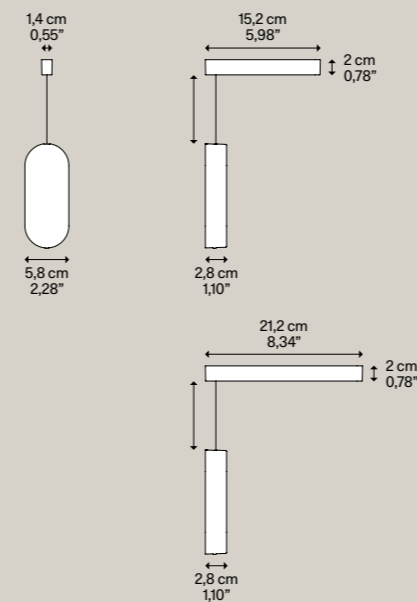
Description Descrizione	Methacrylate structure Struttura in metacrilato	Installation Installazione	Code Codice
Surface-mounted canopy for a single pendant, with a maximum load capacity of 3,5 kg - 7,71 lbs.	<ul style="list-style-type: none"> Matte White - 9010 Bianco Opaco - 9010 Matte Black - 9005 Nero Opaco - 9005 Chrome Cromo Matte Champagne Champagne Opaco Natural Brown NCS S 8005-Y50R NEW Testa di Moro NCS S 8005-Y50R 	Single	<ul style="list-style-type: none"> R11L01 1000 R11L01 2000 R11L01 4000 R11L01 4500 R11L01 6900
Rosone a superficie per lampada singola, con portata massima di 3,5 kg - 7,71 lbs.			



CE IP20


CATEGORY WALL CANOPY NEW

Wall Oval



Net weight 0,50 kg / 1,10 lbs
Pack Colli 1

Description Descrizione	Metal structure Montatura in metallo	Installation Installazione	Code Codice
Wall canopy for a single pendant, with a maximum load capacity of 3,5 kg - 7,71 lbs. Includes two upper elements in different sizes, adjustable in distance from the oval base.	<ul style="list-style-type: none"> Matte White - 9010 Bianco Opaco - 9010 Matte Black - 9005 Nero Opaco - 9005 Matte Champagne Champagne Opaco Natural Brown NCS S 8005-Y50R NEW Testa di Moro NCS S 8005-Y50R 	Wall	<ul style="list-style-type: none"> R17L01 1000 R17L01 2000 R17L01 4500 R17L01 6900
Rosone da parete per lampada singola, con portata massima di 3,5 kg - 7,71 lbs. Include due elementi superiori di diverse dimensioni, regolabili in distanza rispetto alla base ovale.			

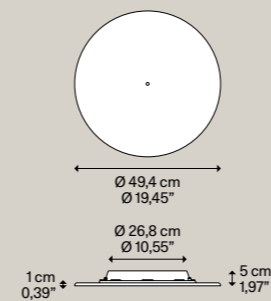


CE IP20

Multiple canopies

CATEGORY CLUSTER CANOPY NEW

9 Lights Round small



Net weight 3,90 kg / 8,59 lbs | Pack 1 / Colli 1

Description
Descrizione

Round small canopy for up to 9 suspensions: 1 in the center and 8 arranged around the perimeter.

Rosone Round small per un massimo di 9 sospensioni: 1 centrale e 8 disposte lungo il perimetro.

Metal structure
Struttura in metallo

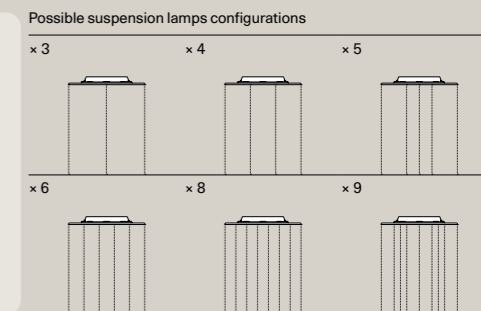
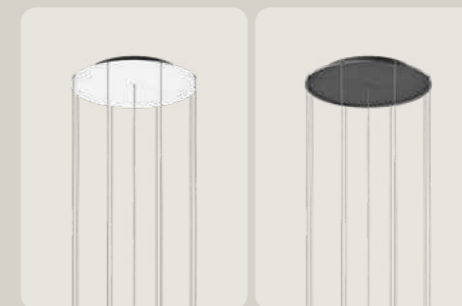
- Matte White - 9010 / Bianco Opaco - 9010
- Matte Black - 9005 / Nero Opaco - 9005

System
Sistema

Cluster

Code
Codice

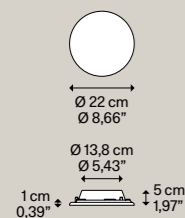
R15L09 1000
R15L09 2000



CE IP20

CATEGORY CLUSTER CANOPY NEW

5 Lights Round small



Net weight 1,18 kg / 2,60 lbs | Pack 1 / Colli 1

Description
Descrizione

Round small canopy for up to 5 suspensions arranged along the perimeter.

Rosone Round small per un massimo di 5 sospensioni disposte lungo il perimetro.

Metal structure
Struttura in metallo

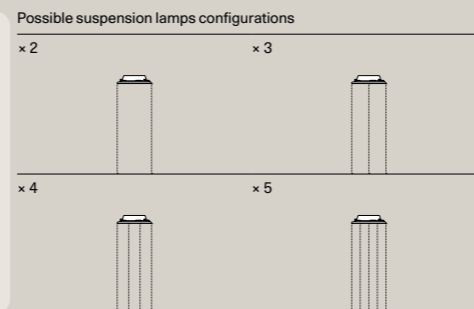
- Matte White - 9010 / Bianco Opaco - 9010
- Matte Black - 9005 / Nero Opaco - 9005

System
Sistema

Cluster

Code
Codice

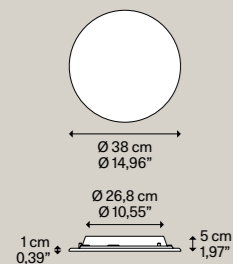
R15L05 1000
R15L05 2000



CE IP20

NEW

5 Lights Round large



Net weight 2,67 kg / 5,88 lbs | Pack 1 / Colli 1

Description
Descrizione

Round large canopy for up to 5 suspensions arranged along the perimeter.

Rosone Round large per un massimo di 5 sospensioni disposte lungo il perimetro.

Metal structure
Struttura in metallo

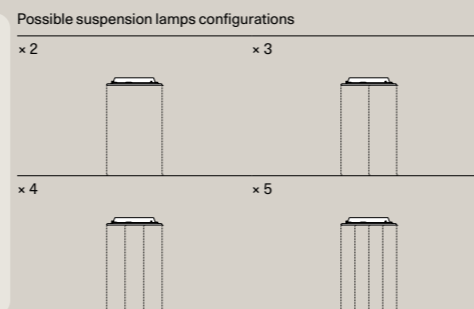
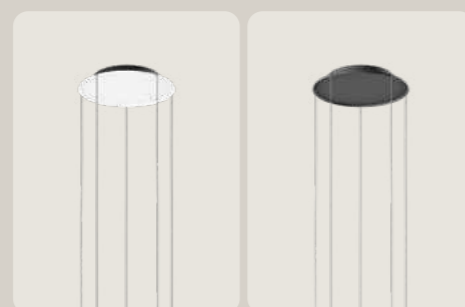
- Matte White - 9010 / Bianco Opaco - 9010
- Matte Black - 9005 / Nero Opaco - 9005

System
Sistema

Cluster

Code
Codice

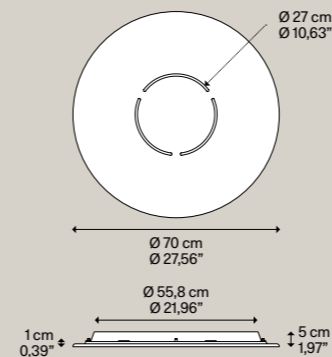
R16L05 1000
R16L05 2000



CE IP20

NEW

9 Lights Round large



Net weight 8,50 kg / 18,73 lbs | Pack 1 / Colli 1

Description
Descrizione

Round large canopy for up to 9 suspensions: 3 in the center and 6 arranged around the perimeter.

Rosone Round large per un massimo di 9 sospensioni: 3 centrali e 6 disposte lungo il perimetro.

Metal structure
Struttura in metallo

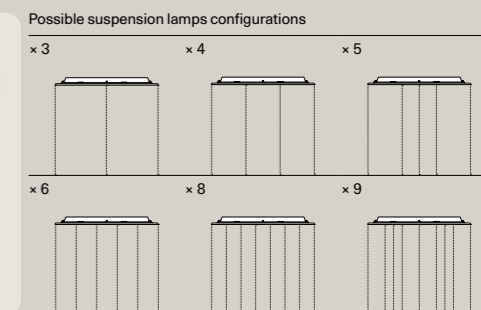
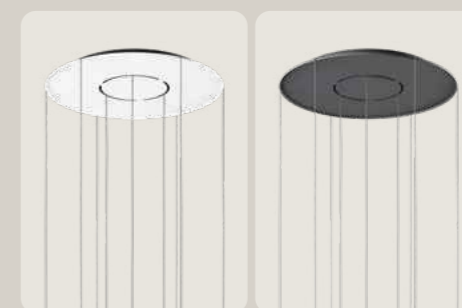
- Matte White - 9010 / Bianco Opaco - 9010
- Matte Black - 9005 / Nero Opaco - 9005

System
Sistema

Cluster

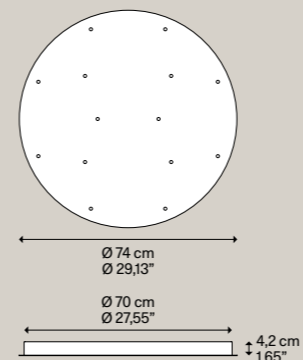
Code
Codice

R16L09 1000
R16L09 2000



CE IP20

14 Lights Round



Net weight 14,14 kg / 31,17 lbs | Pack 1 / Colli 1

Description
Descrizione

Round canopy for 14 suspensions.

Rosone circolare per 14 sospensioni.

Metal structure
Struttura in metallo

- Matte White - 9010 / Bianco Opaco - 9010
- Matte Black - 9005 / Nero Opaco - 9005

System
Sistema

Cluster

Code
Codice

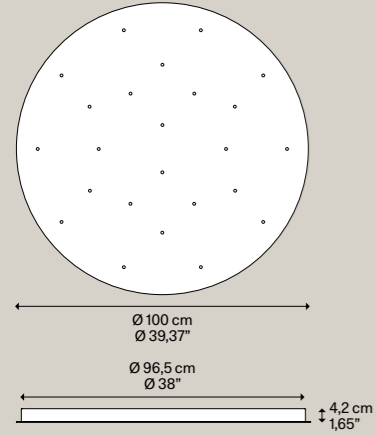
R04L14 1000
R04L14 2000



CE IP20

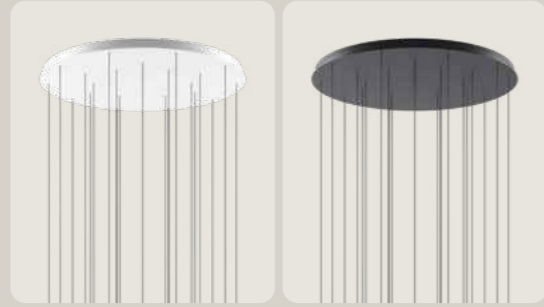
CATEGORY CLUSTER CANOPY

24 Lights Round



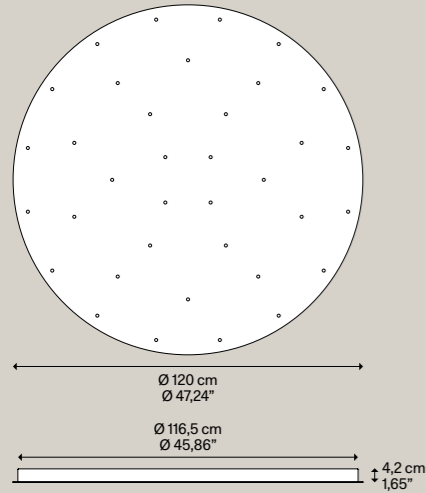
Net weight 23,50 kg / 51,80 lbs
Pack Colli 1

Description Descrizione	Metal structure Struttura in metallo	System Sistema	Code Codice
Round canopy for 24 suspensions.	● Matte White - 9010 Bianco Opaco - 9010	Cluster	R04L24 1000
Rosone circolare per 24 sospensioni.	● Matte Black - 9005 Nero Opaco - 9005		R04L24 2000



CE IP20

36 Lights Round



Net weight 32,70 kg / 72,09 lbs
Pack Colli 1

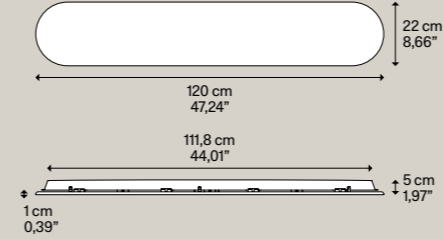
Description Descrizione	Metal structure Struttura in metallo	System Sistema	Code Codice
Round canopy for 36 suspensions.	● Matte White - 9010 Bianco Opaco - 9010	Cluster	R04L36 1000
Rosone circolare per 36 sospensioni.	● Matte Black - 9005 Nero Opaco - 9005		R04L36 2000



CE IP20

CATEGORY CLUSTER CANOPY NEW

7 Lights Oval

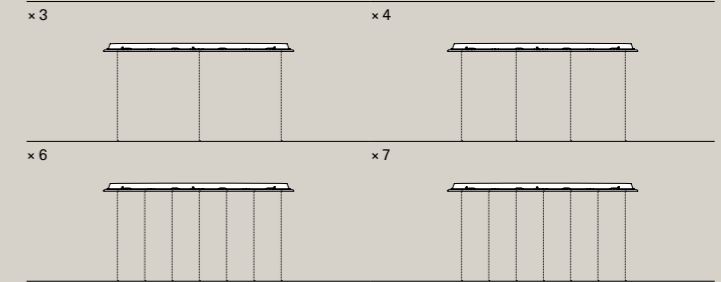


Net weight 6,50 kg / 14,33 lbs
Pack Colli 1

Description Descrizione	Metal structure Struttura in metallo	System Sistema	Code Codice
Oval canopy for up to 7 suspensions arranged along the perimeter.	● Matte White - 9010 Bianco Opaco - 9010	Cluster	R14L07 1000
Rosone Oval per un massimo di 7 sospensioni disposte lungo il perimetro.	● Matte Black - 9005 Nero Opaco - 9005		R14L07 2000




Possible suspension lamps configurations



CE IP20

NEW

11 Lights Oval

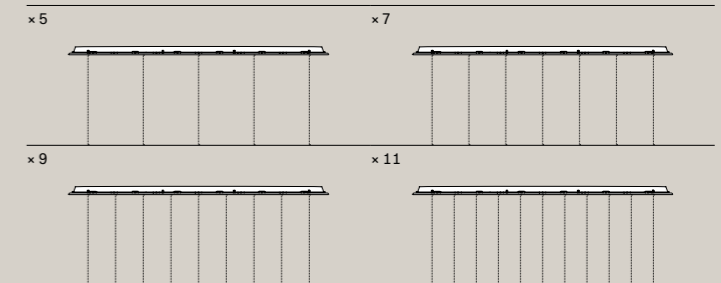


Net weight 8,80 kg / 19,40 lbs
Pack Colli 1

Description Descrizione	Metal structure Struttura in metallo	System Sistema	Code Codice
Oval canopy for up to 11 suspensions arranged along the perimeter.	● Matte White - 9010 Bianco Opaco - 9010	Cluster	R14L11 1000
Rosone Oval per un massimo di 11 sospensioni disposte lungo il perimetro.	● Matte Black - 9005 Nero Opaco - 9005		R14L11 2000



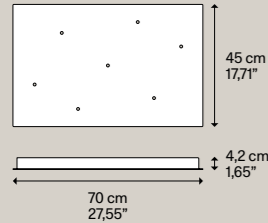
Possible suspension lamps configurations



CE IP20

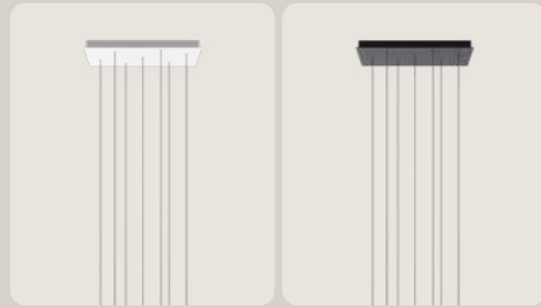
CATEGORY CLUSTER CANOPY

7 Lights Rectangular



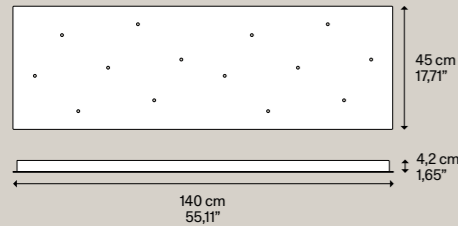
Net weight 9,89 kg / 21,80 lbs
Pack Colli 1

Description Descrizione	Metal structure Struttura in metallo	System Sistema	Code Codice
Rectangular canopy for 7 suspensions.	● Matte White - 9010 Bianco Opaco - 9010	Cluster	R05L07 1000
Rosone Rectangular per 7 sospensioni.	● Matte Black - 9005 Nero Opaco - 9005		R05L07 2000




CE IP20

14 Lights Rectangular



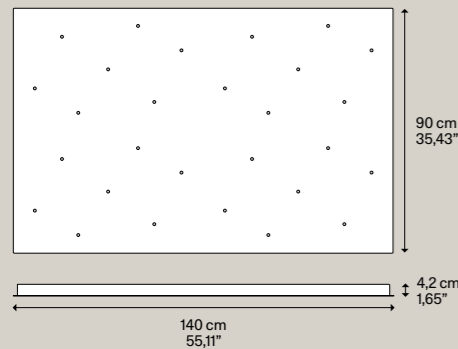
Net weight 17,10 kg / 37,80 lbs
Pack Colli 1

Description Descrizione	Metal structure Struttura in metallo	System Sistema	Code Codice
Rectangular canopy for 14 suspensions.	● Matte White - 9010 Bianco Opaco - 9010	Cluster	R05L14 1000
Rosone Rectangular per 14 sospensioni.	● Matte Black - 9005 Nero Opaco - 9005		R05L14 2000



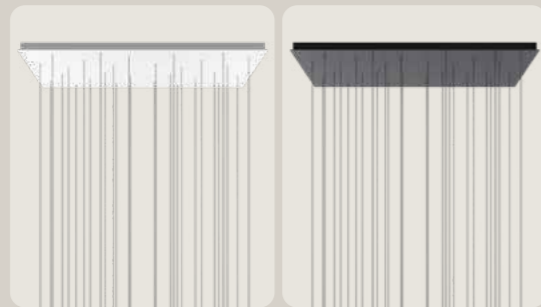
CE IP20

28 Lights Rectangular



Net weight 31,10 kg / 68,56 lbs
Pack Colli 1

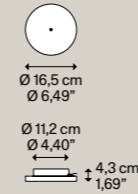
Description Descrizione	Metal structure Struttura in metallo	System Sistema	Code Codice
Rectangular canopy for 28 suspensions.	● Matte White - 9010 Bianco Opaco - 9010	Cluster	R05L28 1000
Rosone Rectangular per 28 sospensioni.	● Matte Black - 9005 Nero Opaco - 9005		R05L28 2000



CE IP20

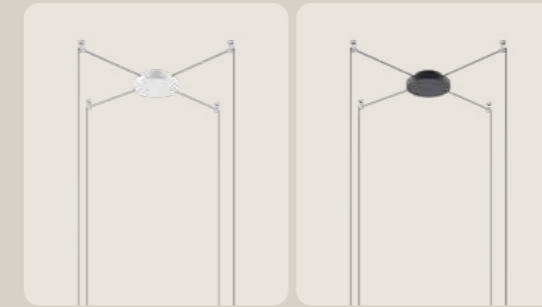
CATEGORY RADIAL CANOPY

4 Lights Radial



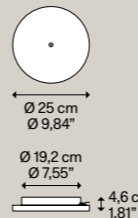
Net weight 0,35 kg / 0,13 lbs
Pack Colli 1

Description Descrizione	Metal structure Struttura in metallo	System Sistema	Code Codice
Radial canopy for up to 4 suspensions. Swag Kit to be ordered separately	● Matte White - 9010 Bianco Opaco - 9010	Radial	R10L04 1000
Rosone Radial per un massimo di 4 sospensioni. Swag Kit da ordinare separatamente	● Matte Black - 9005 Nero Opaco - 9005		R10L04 2000



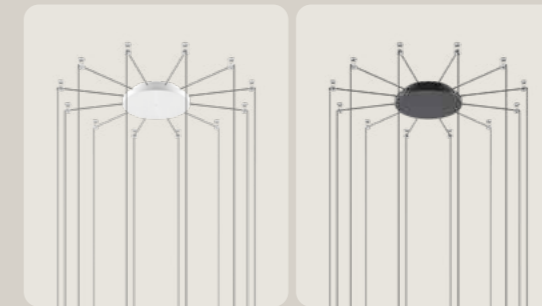
CE IP20

12 Lights Radial



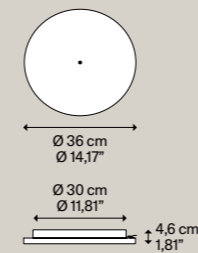
Net weight 1,05 kg / 2,31 lbs
Pack Colli 1

Description Descrizione	Metal structure Struttura in metallo	System Sistema	Code Codice
Radial canopy for up to 12 suspensions. Swag Kit to be ordered separately	● Matte White - 9010 Bianco Opaco - 9010	Radial	R10L12 1000
Rosone Radial per un massimo di 12 sospensioni. Swag Kit da ordinare separatamente	● Matte Black - 9005 Nero Opaco - 9005		R10L12 2000



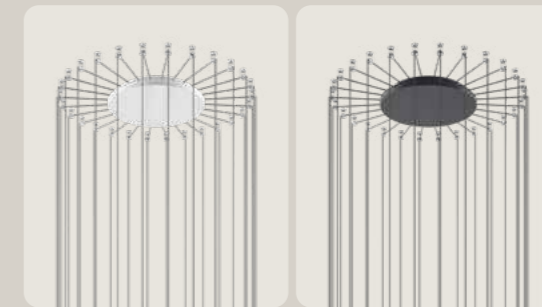
CE IP20

28 Lights Radial



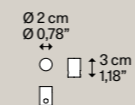
Net weight 3,35 kg / 7,38 lbs
Pack Colli 1

Description Descrizione	Metal structure Struttura in metallo	System Sistema	Code Codice
Radial canopy for up to 28 suspensions. Swag Kit to be ordered separately	● Matte White - 9010 Bianco Opaco - 9010	Radial	R10L28 1000
Rosone Radial per un massimo di 28 sospensioni. Swag Kit da ordinare separatamente	● Matte Black - 9005 Nero Opaco - 9005		R10L28 2000



CE IP20

Swag Kit for Radial Canopy



Net weight 0,02 kg / 0,04 lbs
Pack Colli 1

Description Descrizione	Polycarbonate structure Struttura in policarbonato	System Sistema	Code Codice
Offset cylinder for redirecting the cable and adjusting the suspension point. Max Ø 7 mm - 0,27" Max capacity 5 kg - 11,02 lbs	● Clear Trasparente	Radial	999A4 00
Cilindro di decentramento per fissare il cavo elettrico e regolare il punto di sospensione. Max Ø 7 mm - 0,27" Portata max 5 kg - 11,02 lbs.			

CE

Out of Scale

“*Out of Scale*” elevates the concept of “*Standard Bespoke*” to the pinnacle of customisation and freedom of expression. Light compositions become bespoke solutions for any space: thanks to the flexibility offered by the combinations of lamps and canopies, the possibilities are endless, and the solutions are entirely personalised. By developing unprecedented configurations of shapes and sizes, *Lodes* can meet the needs of any space and creative project, furnishing environments with a luminous scenography capable of making a significant impact.


“*Out of Scale*” eleva il concetto di “*Standard Bespoke*” alla massima personalizzazione e libertà espressiva. Le composizioni di luce diventano risposte su misura per qualsiasi spazio: grazie alla flessibilità offerta dalle combinazioni tra lampade e rosoni, le applicazioni diventano infinite e le soluzioni completamente personalizzate. Sviluppando inedite configurazioni di forme e dimensioni, *Lodes* può soddisfare le esigenze di qualsiasi spazio e progetto creativo per arredare ogni ambiente con una scenografia luminosa in grado di fare la differenza.

Out of Scale

Endless applications

Lodes can design a personalised solution for any type of environment, regardless of its size or complexity, to propose unique systems that enhance the architectural forms of the space and meet the specific requirements of each customer.

Lodes può progettare la soluzione su misura per ogni tipo di ambiente, indipendentemente dalle sue dimensioni o dalla sua complessità, per proporre sistemi personalizzati in grado di valorizzare le forme architettoniche dello spazio e di rispondere alle richieste specifiche di ciascun cliente.



Product
Rain

Request
Composition in an entrance area

Arrangement
Wave effect


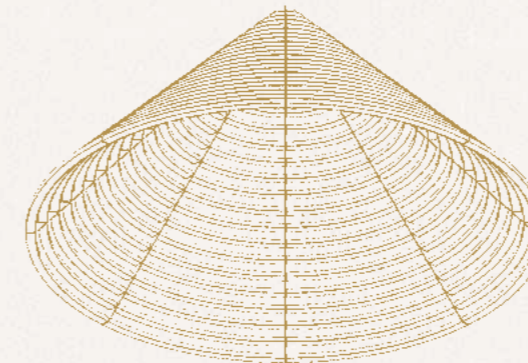
Type of canopy
Recessed Micro

Quantity of lamps	Composition height
250-300 pcs	6,5 m

Kempinski Hotel San Lawrenz, Gozo – Malta



PROJECT BY: LIVING DESIGN – PH: ©KEMPINSKI HOTEL SAN LAWRENZ



Request
Special composition in a hall – Anchored to the skylight with the ability to allow natural light to filter through


Arrangement
Dome-shaped composition

Type of canopy
Custom-made metal conical canopy composed of 20 rings

Quantity of lamps	Composition height	Diameter
868 pcs	4,8 m	4 m

Penn State Health, Hampden Medical Center—Enola, Pennsylvania, USA

Product
A-Tube Nano




Request
Composition in a medical center

Arrangement
Golden rule spiral

Type of canopy
Recessed Micro


Quantity of lamps
135 pcs



PROJECT BY: CANNONDESIGN, INC. – PH: TODD MASON©HALKIN MASON PHOTOGRAPHY



Product
Random Solo



Request
Composition in the lobby

Arrangement
Staggered


Type of canopy
Recessed Micro

Quantity of lamps
370 pcs


Composition height	24 m	Distance from the floor – height of lower lamp	8 m
--------------------	------	--	-----



The Fullerton Ocean Park Hotel – Hong Kong



INTERIOR DESIGNER: EM BESPOKE – PH: ALEX LEUNG



Request
Composition in a hotel lobby

Arrangement
Staggered

Type of canopy
Recessed Micro

Quantity of lamps	Composition height	Height of lower lamp
120 pcs	5 m	2,7 m

Unprecedented configurations in terms of shape and size come to life in *Lodes*, where interior designers craft tailor-made lighting projects based on the environment and the client's preferences.

Configurazioni inedite per forma e dimensione prendono vita in *Lodes*, dove gli interior designer studiano progetti di luce su misura a seconda dell'ambiente e dei desideri del committente.




Request
Composition in an entrance area

Arrangement
Spiral

Type of canopy
Recessed Micro

Quantity of lamps	Composition height	Distance from the floor – height of lower lamp
150 pcs	24 m	8 m



3 m

4 m



Contact us to request your customised solution.

Contattaci per richiedere la tua soluzione personalizzata.

Endless applications

Out of Scale
View the video



One output

Tidal



Designed by Needs Studio

Year 2023, 2024, 2025

Tidal is an elegant collection of lamps with exceptional luminous efficiency. Its fluid, impactful design, inspired by the movements of celestial bodies and tides, creates a dynamic visual experience – appearing differently from various viewing angles thanks to the ring’s irregular, asymmetrical shape, with one side wider than the other. *Tidal* emits light both downward and upward, with all technical elements concealed within the compact, slim lamp body, highlighting its aesthetic appeal. Initially conceived as a ceiling lamp, *Tidal* is now also available as a suspension lamp in multiple sizes – a 45, 60, and 75 cm for ceiling versions, and 60 cm for suspension versions – and in four versatile matte finishes, allowing it to illuminate and enhance any environment. It can be used solo or in compositions, playing with the collection’s various functions and sizes. The new stand-alone suspension option is perfect for lighting tables, including larger ones, in both residential and Food & Beverage settings.

Tidal è un’elegante famiglia di lampade dall’eccezionale efficienza luminosa. Un design fluido e di forte impatto, ispirato ai movimenti dei corpi celesti e delle maree, fa apparire le lampade diverse a seconda di come si osservano dal basso grazie alla forma asimmetrica irregolare dell’anello, con un lato più largo dell’altro. *Tidal* proietta la luce contemporaneamente verso il basso e verso l’alto nascondendo tutti gli elementi tecnici all’interno del corpo lampada, compatto e di spessore limitato per enfatizzarne il valore estetico. Nasce come lampada da soffitto, ma ora è disponibile anche a sospensione: diverse misure – 45, 60 e 75 cm da soffitto e 60 cm per la sospensione – e quattro versatili finiture opache permettono di illuminare e decorare qualsiasi tipo di ambiente, da sole o in composizione giocando con le diverse funzioni e dimensioni della collezione. La nuova sospensione stand-alone si presta a illuminare tavoli, anche di dimensioni importanti, sia in contesti Food & Beverage che in ambito residenziale.

Go to the technical info [+](#) Click to discover more [↘](#)

Tidal COD. 199	CATEGORY LAMP		TYPE OF LIGHT	
	Suspension Ceiling	Sospensione Soffitto	Diffused symmetric light	Luce simmetrica diffusa
				



Tidal suspension lamp and Tidal 60 ceiling lamp, FINISH Extra Matte Champagne.





Tidal adjustable suspension, FINISH Extra Matte Terra.



In the suspension version, *Tidal* is available in two variants: suspension and *adjustable suspension*. The *adjustable suspension* version allows the length of the suspension cable to be adjusted up to 1,5 m from the ceiling, by lifting or lowering the body of the lamp, by grasping it with two hands, to position it at the desired height. This variant, allows you to play freely with the light, meeting the needs of a room, even changing the atmosphere without having to change the position of the product.

Nella versione a sospensione, *Tidal* è disponibile in due varianti: a *sospensione* e a *sospensione con saliscendi*. La versione con *saliscendi* permette di regolare la lunghezza del cavo di sospensione fino a 1,5 m dal soffitto, sollevando o tirando il corpo della lampada, semplicemente afferrandolo con le due mani, per posizionarlo all'altezza desiderata. Questa variante, permette di giocare liberamente con la luce, assecondando le necessità di un ambiente, cambiandone anche l'atmosfera senza dover modificare la posizione del prodotto.



Tidal, FINISH Matte Black.



Tidal adjustable suspension, FINISH Matte White.



Tidal, FINISH Extra Matte Terra.







Tidal est une élégante famille de lampes dont l'efficacité lumineuse du rayonnement est exceptionnelle. Un design fluide et impactant qui s'inspire des mouvements des corps célestes et des marées, pour donner aux lampes un aspect différent selon le point d'observation par le bas grâce à la forme asymétrique de l'anneau, avec un côté plus large que l'autre. *Tidal* projette la lumière simultanément vers le bas et vers le haut, dissimulant tous les éléments techniques dans le corps de la lampe, compact et d'épaisseur limitée pour souligner sa valeur esthétique. Créée comme plafonnier, la lampe est désormais disponible en suspension : plusieurs tailles – 45, 60 et 75 cm pour le plafonnier et 60 cm pour la suspension – en outre, quatre finitions mates polyvalentes permettent d'éclairer et de décorer tout type d'environnement, seules ou en composition en jouant avec les différentes fonctions et tailles de la collection. La nouvelle suspension stand-alone est idéale pour l'éclairage de tables, même de grande taille, aussi bien dans les contextes Food & Beverage que dans les complexes résidentiels. ● FR

Tidal ist eine elegante Leuchtenfamilie mit außergewöhnlicher Leuchteffizienz. Ein fließendes effektvolles Design, inspiriert von den Bewegungen der Himmelskörper und der Gezeiten, lässt die Leuchte dank der unregelmäßigen, asymmetrischen Form des Rings, dessen eine Seite breiter als die andere ist, je nach Blickwinkel von unten anders wirken. *Tidal* projiziert das Licht gleichzeitig nach unten und nach oben und verbirgt alle technischen Elemente im Inneren des Leuchtenkörpers, der kompakt und von geringer Dicke ist, um seinen ästhetischen Wert zu unterstreichen. Ursprünglich als Deckenleuchte konzipiert, ist sie nun auch als Hängeleuchte erhältlich: Unterschiedliche Größen – 45, 60 und 75 cm in der Deckenversion und 60 cm für die Hängeversion – sowie vier vielseitige matte Ausführungen ermöglichen es, jede Art von Ambiente, einzeln oder in Kompositionen, die mit den verschiedenen Funktionen und Abmessungen der Kollektion spielen, zu erhellen und zu dekorieren. Die neue Stand-Alone Hängeleuchte eignet sich für die Beleuchtung von Tischen, auch größerer Dimensionen, sowohl im Food & Beverage als auch im Wohnbereich. ● DE

Tidal es una elegante familia de lámparas con un rendimiento luminoso excepcional. Un diseño fluido y de gran impacto, inspirado en los movimientos de los cuerpos celestes y las mareas, hace que las lámparas parezcan diferentes según se miren desde abajo gracias a la forma asimétrica irregular del anillo, con un lado más ancho que el otro. *Tidal* proyecta la luz hacia abajo y hacia arriba al mismo tiempo, ocultando todos los elementos técnicos dentro del cuerpo de la lámpara, que es compacto y de grosor limitado para acentuar el valor estético. Nace como una lámpara de techo, pero ahora también está disponible como lámpara de suspensión: distintas medidas – 45, 60 y 75 cm de techo y 60 cm de suspensión – y cuatro versátiles acabados mate permiten iluminar y decorar cualquier tipo de ambiente, por sí solas o en composiciones jugando con las distintas funciones y tamaños de la colección. La nueva suspensión stand-alone se presta a la iluminación de mesas, incluso de gran tamaño, tanto en contextos de alimentación y bebidas como en ámbito residencial. ● ES

Tidal – это элегантное семейство светильников с прекрасной светоотдачей. Текучий и впечатляющий дизайн, вдохновленный движениями небесных тел и приливами, позволяет светильникам выглядеть всегда по-разному, в зависимости от того, откуда на них смотрят снизу, благодаря неправильной асимметричной форме кольца, одна сторона которого шире другой. *Tidal* проецирует свет одновременно вниз и вверх. Все технические элементы скрыты внутри корпуса лампы, компактного и небольшой толщины, что дополнительно подчеркивает ее эстетическую значимость. Возникший как потолочный светильник, теперь он доступен и в виде подвесного варианта: разные размеры – 45, 60 и 75 см для потолочной версии и 60 см для подвесной версии – и четыре универсальных матовых покрытия позволяют осветить и украсить любой тип помещения, по отдельности или в составе композиции, играя с различными функциями и размерами коллекции. Новая отдельно расположенная подвесная лампа подходит для освещения столов, в том числе большого размера, как в учреждениях общепита, так и в жилых помещениях. ● RU

*Tidal*是一个优雅的灯具系列,具有卓越的发光效率。受天体运动和潮汐运动启发,其设计流畅且具有强烈冲击力,得益于环形那不规则的不对称形状,一侧较另一侧更宽,根据您从下方观察的方式,灯件看起来会有所不同。*Tidal*向下和向上同时投射光线,还将所有的技术元素隐藏于灯体内部,紧凑和有限的厚度彰显其装饰价值。初期是作为吸顶灯而诞生的,如今也提供吊灯版本:吸顶灯具有45、60和75厘米这三种不同尺寸,吊灯则提供60厘米的尺寸。四种百搭哑光饰面使其能够照亮并装饰任何环境类型,可单独置放或与该系列的不同功能与尺寸组合搭配。全新独立式吊灯可用于照明桌子,甚至是大型桌子,无论是在餐饮业环境中还是在住宅范围内皆可适用。● ZH



Tidal 60, FINISH Extra Matte Champagne.

Tidal ↗ Suspension lamp



Tidal ↗ Canopy

Tidal 45 ↗ Ceiling lamp



Tidal 60 ↗ Ceiling lamp

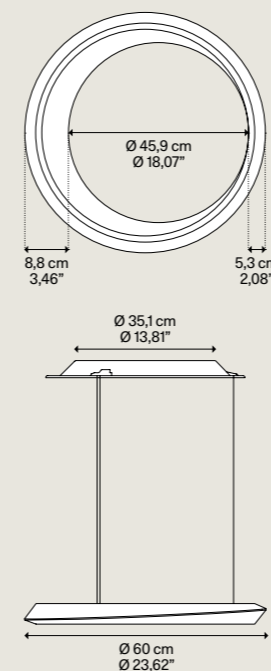


Tidal 75 ↗ Ceiling lamp



CATEGORY SUSPENSION LAMP

Tidal



Light source
Sorgente luminosa **A**

LED	2700	K
	33	W
	6120	lm
	350+350	mA
	CRI 90	
	MacAdam 3-Step	

LED and driver included
LED e driver inclusi

Double switch
Doppia accensione

Light source
Sorgente luminosa **B**

LED	3000	K
	33	W
	6630	lm
	350+350	mA
	CRI 90	
	MacAdam 3-Step	

LED and driver included
LED e driver inclusi

Double switch
Doppia accensione

Net weight	1	8,20 kg	Pack	2
Peso netto		18,07 lbs	Colli	
	2	8,50 kg		
		18,73 lbs		

Energy class
Classe energetica **C**

DESIGN Needs Studio, 2025

1 SUSPENSION

Create the product code
Crea il codice prodotto

Complete the missing piece () by adding the number that identifies the canopy color and the type of dimming.

Completa il tassello mancante () aggiungendo il numero che identifica il colore del rosone e la tipologia di dimmerazione.



Round canopy
Rosone rotondo

- Matte White - 9010
Bianco Opaco - 9010
- Matte Black - 9005
Nero Opaco - 9005
- Matte White - 9010
Bianco Opaco - 9010
- Matte Black - 9005
Nero Opaco - 9005

Metal structure
Montatura in metallo

- Matte White - 9010
Bianco Opaco - 9010
- Matte Black - 9005
Nero Opaco - 9005
- Extra Matte Champagne
Champagne Extra Opaco
- Extra Matte Terra
Terra Extra Matte

Type of dimming
Tipo di dimmerazione

- TRIAC
- DALI

Code
Codice **A** **B**

- | | | | |
|------|------|------|------|
| 1992 | 1027 | 1992 | 1030 |
| 1992 | 2027 | 1992 | 2030 |
| 1992 | 4527 | 1992 | 4530 |
| 1992 | 6727 | 1992 | 6730 |

Complete code
Completa codice

- | |
|---|
| 1 |
| 2 |
| 5 |
| 6 |

2 ADJUSTABLE SUSPENSION

Create the product code
Crea il codice prodotto

Complete the missing piece () by adding the number that identifies the canopy color and the type of dimming.

Completa il tassello mancante () aggiungendo il numero che identifica il colore del rosone e la tipologia di dimmerazione.



Round canopy
Rosone rotondo

- Matte White - 9010
Bianco Opaco - 9010
- Matte Black - 9005
Nero Opaco - 9005
- Matte White - 9010
Bianco Opaco - 9010
- Matte Black - 9005
Nero Opaco - 9005

Metal structure
Montatura in metallo

- Matte White - 9010
Bianco Opaco - 9010
- Matte Black - 9005
Nero Opaco - 9005
- Extra Matte Champagne
Champagne Extra Opaco
- Extra Matte Terra
Terra Extra Matte

Type of dimming
Tipo di dimmerazione

- TRIAC
- DALI

Code
Codice **A** **B**

- | | | | |
|------|------|------|------|
| 1992 | 1027 | 1992 | 1030 |
| 1992 | 2027 | 1992 | 2030 |
| 1992 | 4527 | 1992 | 4530 |
| 1992 | 6727 | 1992 | 6730 |

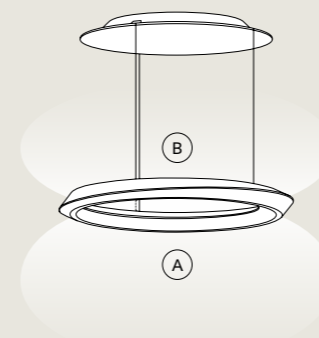
Complete code
Completa codice

- | |
|---|
| 3 |
| 4 |
| 7 |
| 8 |



SUSPENSION ADJUSTABLE SUSPENSION

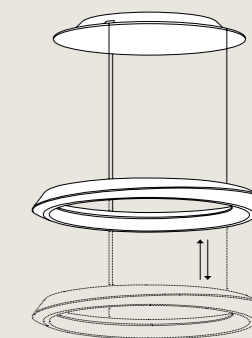
Light emission
Emissione luminosa



	Tidal	
A Direct light emission Emissione di luce diretta	2700 K	3060 lm
	3000 K	3315 lm
B Indirect light emission Emissione di luce indiretta	2700 K	3060 lm
	3000 K	3315 lm

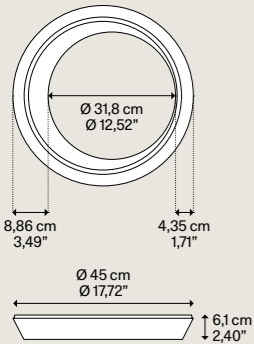
ADJUSTABLE SUSPENSION

Adjustable suspension
Sospensione saliscendi



CATEGORY CEILING LAMP

Tidal 45



Net weight	2,80 kg	Pack	1	Energy class	C
Peso netto	6,17 lbs	Colli		Classe energetica	

DESIGN Needs Studio, 2024

Metal structure
Montatura in metallo

Matte White - 9010 Bianco Opaco - 9010	
Matte Black - 9005 Nero Opaco - 9005	TRIAC
Extra Matte Champagne Champagne Extra Opaco	
Extra Matte Terra Terra Extra Matte	
Matte White - 9010 Bianco Opaco - 9010	
Matte Black - 9005 Nero Opaco - 9005	DALI
Extra Matte Champagne Champagne Extra Opaco	
Extra Matte Terra Terra Extra Matte	

Type of dimming
Tipo di dimmerazione

Code Codice	A	Code Codice	B
19931 1027		19931 1030	
19931 2027		19931 2030	
19931 4527		19931 4530	
19931 6727		19931 6730	
19934 1027		19934 1030	
19934 2027		19934 2030	
19934 4527		19934 4530	
19934 6727		19934 6730	

Light source
Sorgente luminosa

LED

2700	K
27	W
5040	lm
1100	mA

CRI 90
MacAdam 3-Step

LED and driver included
LED e driver inclusi

Light source
Sorgente luminosa

LED

3000	K
27	W
5292	lm
1100	mA

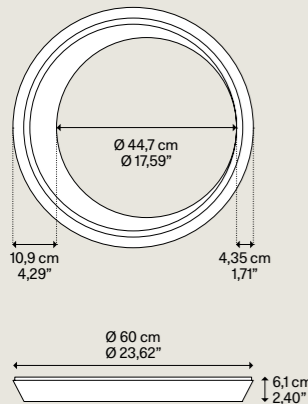
CRI 90
MacAdam 3-Step

LED and driver included
LED e driver inclusi



CATEGORY CEILING LAMP

Tidal 60



Net weight	3,90 kg	Pack	1	Energy class	C
Peso netto	8,60 lbs	Colli		Classe energetica	

DESIGN Needs Studio, 2023

Metal structure
Montatura in metallo

Matte White - 9010 Bianco Opaco - 9010	
Matte Black - 9005 Nero Opaco - 9005	TRIAC
Extra Matte Champagne Champagne Extra Opaco	
Extra Matte Terra Terra Extra Matte	
Matte White - 9010 Bianco Opaco - 9010	
Matte Black - 9005 Nero Opaco - 9005	DALI
Extra Matte Champagne Champagne Extra Opaco	
Extra Matte Terra Terra Extra Matte	

Type of dimming
Tipo di dimmerazione

Code Codice	A	Code Codice	B
19933 1027		19933 1030	
19933 2027		19933 2030	
19933 4527		19933 4530	
19933 6727		19933 6730	
19935 1027		19935 1030	
19935 2027		19935 2030	
19935 4527		19935 4530	
19935 6727		19935 6730	

Light source
Sorgente luminosa

LED

2700	K
37	W
6975	lm

Direct light > 600 mA
Indirect light > 350 mA
CRI 90
MacAdam 3-Step

LED and driver included Double switch
LED e driver inclusi Doppia accensione

The driver, included, is supplied with an output voltage of 600 mA but can be adjusted during installation

Il driver, incluso, è fornito con una corrente di uscita impostata a 600 mA ma può essere regolato in installazione

▶ 500 mA	40 W	6083 lm
▶ 550 mA	44 W	6529 lm

Light source
Sorgente luminosa

LED

3000	K
37	W
7320	lm

Direct light > 600 mA
Indirect light > 350 mA
CRI 90
MacAdam 3-Step

LED and driver included Double switch
LED e driver inclusi Doppia accensione

The driver, included, is supplied with an output voltage of 600 mA but can be adjusted during installation

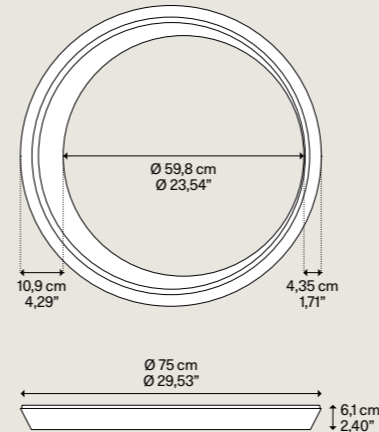
Il driver, incluso, è fornito con una corrente di uscita impostata a 600 mA ma può essere regolato in installazione

▶ 500 mA	40 W	6385 lm
▶ 550 mA	44 W	6853 lm



CATEGORY CEILING LAMP

Tidal 75



Net weight	5,38 kg	Pack	1	Energy class	C
Peso netto	11,86 lbs	Colli		Classe energetica	

DESIGN Needs Studio, 2024

Metal structure
Montatura in metallo

Matte White - 9010 Bianco Opaco - 9010	
Matte Black - 9005 Nero Opaco - 9005	TRIAC
Extra Matte Champagne Champagne Extra Opaco	
Extra Matte Terra Terra Extra Matte	
Matte White - 9010 Bianco Opaco - 9010	
Matte Black - 9005 Nero Opaco - 9005	DALI
Extra Matte Champagne Champagne Extra Opaco	
Extra Matte Terra Terra Extra Matte	

Type of dimming
Tipo di dimmerazione

Code Codice	A	Code Codice	B
19932 1027		19932 1030	
19932 2027		19932 2030	
19932 4527		19932 4530	
19932 6727		19932 6730	
19936 1027		19936 1030	
19936 2027		19936 2030	
19936 4527		19936 4530	
19936 6727		19936 6730	

Light source
Sorgente luminosa

LED

2700	K
46	W
8589	lm

Direct light > 700 mA
Indirect light > 550 mA
CRI 90
MacAdam 3-Step

LED and driver included Double switch
LED e driver inclusi Doppia accensione

The driver, included, is supplied with an output voltage of 700 mA but can be adjusted during installation

Il driver, incluso, è fornito con una corrente di uscita impostata a 700 mA ma può essere regolato in installazione

▶ 500 mA	39 W	6855 lm
▶ 550 mA	43 W	7289 lm
▶ 600 mA	47 W	7722 lm

Light source
Sorgente luminosa

LED

3000	K
46	W
9072	lm

Direct light > 700 mA
Indirect light > 550 mA
CRI 90
MacAdam 3-Step

LED and driver included Double switch
LED e driver inclusi Doppia accensione

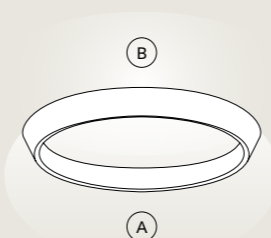
The driver, included, is supplied with an output voltage of 700 mA but can be adjusted during installation

Il driver, incluso, è fornito con una corrente di uscita impostata a 700 mA ma può essere regolato in installazione

▶ 500 mA	39 W	7236 lm
▶ 550 mA	43 W	7695 lm
▶ 600 mA	47 W	8154 lm



Light emission
Emissione luminosa



	Tidal 45			Tidal 60			Tidal 75		
A Direct light emission Emissione di luce diretta	2700 K	3600 lm	-	2700 K	4463 lm	500 mA	2700 K	4335 lm	500 mA
					4909 lm	550 mA		4769 lm	550 mA
					5355 lm	600 mA		5202 lm	600 mA
B Indirect light emission Emissione di luce indiretta	3000 K	3780 lm	-	3000 K	4675 lm	500 mA	3000 K	4590 lm	500 mA
					5143 lm	550 mA		5049 lm	550 mA
					5610 lm	600 mA		5508 lm	600 mA
								6426 lm	700 mA
	2700 K	1440 lm	-	2700 K	1620 lm	-	2700 K	2520 lm	-
	3000 K	1512 lm	-	3000 K	1710 lm	-	3000 K	2646 lm	-

Shift


Designed by Marco Piva

Year 2025

Shift is a wall lamp that lets the light speak. Compact and elegant, it draws on the clean lines of contemporary architecture, softened by gently rounded corners. With its minimalist design and neutral finishes, *Shift* blends seamlessly into its surroundings, nearly disappearing to enhance the interplay of light and space. Inside, the LED light source optimises the lamp's geometric form to maximise brightness and spread light evenly, without casting shadows on the walls. With its high luminosity, *Shift* can independently illuminate medium-sized spaces, offering powerful lighting with a discreet and refined presence. Available in two sizes: small and large.

Shift è una lampada da parete che lascia parlare soltanto la luce. Compatta ed elegante, richiama le linee rigorose dell'architettura contemporanea per poi addolcirsi negli angoli leggermente smussati. Grazie al suo design minimale e alle finiture neutre, si fonde con l'ambiente fino quasi a scomparire per assecondare e stimolare le interazioni tra luce e spazio. Al suo interno, la sorgente luminosa a LED sfrutta la forma geometrica della lampada per massimizzare la resa luminosa e irradiare la luce in modo uniforme, senza proiettare ombre sulle pareti. Con la sua elevata potenza luminosa, *Shift* riesce a illuminare da sola anche spazi di medie dimensioni per offrire soluzioni di luce altamente performanti con una presenza discreta e raffinata, disponibile in due versioni – small e large.

Go to the technical info [+](#) Click to discover more [↘](#)

Shift COD. 215	CATEGORY LAMP		TYPE OF LIGHT	
	Wall	Parete	Indirect light	Luce indiretta
				



Shift large and small, FINISH Matte Black.





Shift large, FINISH Matte White.



Shift large, FINISH Natural Brown.



Shift small, FINISH Natural Brown.



Shift large, FINISH Extra Matte Champagne.

Shift est une applique qui laisse parler uniquement la lumière. Compacte et élégante, elle évoque les lignes rigoureuses de l'architecture contemporaine pour ensuite légèrement émousser ses angles. Grâce à son design minimaliste et ses finitions neutres, elle se fond dans l'environnement jusqu'à quasiment disparaître pour accompagner et stimuler les interactions entre la lumière et l'espace. À l'intérieur, la source de lumière LED exploite la forme géométrique de la lampe pour optimiser le rendement lumineux et rayonner la lumière uniformément, sans ombres sur les murs. Avec sa grande puissance lumineuse, *Shift* peut éclairer à elle seule des espaces de taille moyenne pour offrir des solutions d'éclairage hautement performantes avec une présence discrète et raffinée. Disponible en deux versions : small et large. ● FR

Shift ist eine Wandleuchte, die ausschließlich das Licht zur Geltung kommen lässt. Kompakt und elegant, verweist sie auf die strengen Linien der zeitgenössischen Architektur, um dann in den leicht abgerundeten Ecken zu verfließen. Dank ihres minimalistischen Designs und ihrer neutralen Ausführungen verschmilzt sie mit dem Ambiente, bis sie nahezu vollständig davon aufgenommen wird, um das Zusammenspiel zwischen Licht und Raum zu unterstützen und zu stimulieren. In ihrem Inneren nutzt die LED-Lichtquelle die geometrische Form der Leuchte, um die Lichtleistung zu maximieren und das Licht gleichmäßig abzustrahlen, ohne Schatten auf die Wände zu projizieren. Mit ihrer hohen Leuchtkraft ermöglicht *Shift*, selbst mittelgroße Umgebungen zu erhellen und bietet leistungsstarke Beleuchtungslösungen mit einer diskreten und raffinierten, in zwei Versionen erhältlichen Präsenz – small und large. ● DE

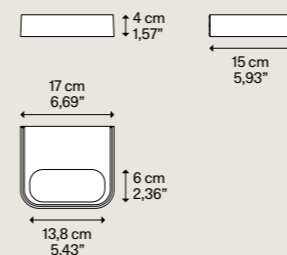
Shift es una lámpara de pared que sólo deja hablar a la luz. Compacta y elegante, evoca las líneas rigurosas de la arquitectura contemporánea y luego se suaviza en las esquinas ligeramente redondeadas. Gracias a su diseño minimalista y los acabados neutros, se integra en el entorno hasta casi desaparecer para favorecer y estimular las interacciones entre la luz y el espacio. En el interior, la fuente luminosa LED aprovecha la forma geométrica de la lámpara para maximizar el rendimiento luminoso e irradiar la luz uniformemente, sin proyectar sombras en las paredes. Con su elevada potencia luminosa, *Shift* es capaz de iluminar por sí sola incluso espacios de tamaño medio para ofrecer soluciones de iluminación de alto rendimiento con una presencia discreta y refinada, disponible en dos versiones – small y large. ● ES

Shift – это настенный светильник, в котором на первый план выходит свет. Компактный и элегантный светильник, напоминающий строгие линии современной архитектуры, смягченной слегка закругленными углами. Благодаря своему минималистскому дизайну и нейтральным отделкам он сливается почти до полного исчезновения с окружающим пространством, поддерживая и усиливая взаимодействие света и пространства. Светодиодный источник света, расположенный внутри, использует геометрическую форму лампы, чтобы максимально усилить светоотдачу и равномерно излучать свет, не отбрасывая теней на стены. Благодаря высокой мощности освещения *Shift* способен самостоятельно освещать помещения средней площади, обеспечивая высокоэффективные световые решения и сдержанный и изысканный стиль. Светильник доступен в двух версиях – small и large. ● RU

Shift 是一款仅让光线来叙述的壁灯。紧凑且优雅,呼应当代建筑的严谨线条,以便之后在略微圆钝的角落里变得柔和。得益于其简约的设计和中性饰面,它与环境完美相融,直到近乎销声匿迹,以顺应并刺激光与空间之间的相互作用。在其内部,LED光源利用灯体的几何形状来最大限度地提高光线输出量并以均匀方式让光线四射,但不会在墙壁上投射阴影。凭借其高光功率,*Shift*甚至可以自行照亮中等大小的空间,以提供低调且精致的高性能照明解决方案。共有小号和大号两个版本可供选择。● ZH

CATEGORY WALL LAMP

Shift small



Light source Sorgente luminosa

LED 2700 K 16 W 2495 lm 500 mA CRI 90 MacAdam 3-Step

LED and driver included LED e driver inclusi

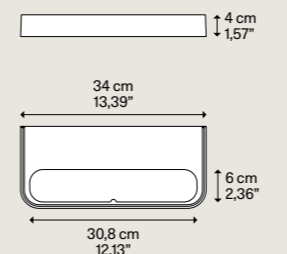
Light source Sorgente luminosa

LED 3000 K 16 W 2580 lm 500 mA CRI 90 MacAdam 3-Step

LED and driver included LED e driver inclusi

Net weight	1,60 kg	Pack	1	Energy class	D
Peso netto	3,52 lbs	Colli		Classe energetica	

Shift large



Light source Sorgente luminosa

LED 2700 K 32,5 W 5085 lm 700 mA CRI 90 MacAdam 3-Step

LED and driver included LED e driver inclusi

Light source Sorgente luminosa

LED 3000 K 32,5 W 5255 lm 700 mA CRI 90 MacAdam 3-Step


LED and driver included LED e driver inclusi

Net weight	3,00 kg	Pack	1	Energy class	D
Peso netto	6,61 lbs	Colli		Classe energetica	

Shift small » Wall lamp



Shift large » Wall lamp



DESIGN Marco Piva, 2025


Create the product code Crea il codice prodotto

Complete the missing piece () by adding the number that identifies the type of dimming.

Completa il tassello mancante () aggiungendo il numero che identifica la tipologia di dimmerazione.



Type of dimming Tipo di dimmerazione

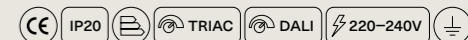


Metal structure Montatura in metallo

	Code Codice	A	Code Codice	B
Matte White – 9010 Bianco Opaco – 9010	2155	1027	2155	1030
Matte Black – 9005 Nero Opaco – 9005	2155	2027	2155	2030
Extra Matte Champagne Champagne Extra Opaco	2155	4527	2155	4530
Natural Brown NCS S 8005-Y50R Testa di Moro NCS S 8005-Y50R	2155	6927	2155	6930

Complete code Completa codice

1
3




Create the product code Crea il codice prodotto

Complete the missing piece () by adding the number that identifies the type of dimming.

Completa il tassello mancante () aggiungendo il numero che identifica la tipologia di dimmerazione.



Type of dimming Tipo di dimmerazione



Metal structure Montatura in metallo

	Code Codice	A	Code Codice	B
Matte White – 9010 Bianco Opaco – 9010	2155	1027	2155	1030
Matte Black – 9005 Nero Opaco – 9005	2155	2027	2155	2030
Extra Matte Champagne Champagne Extra Opaco	2155	4527	2155	4530
Natural Brown NCS S 8005-Y50R Testa di Moro NCS S 8005-Y50R	2155	6927	2155	6930

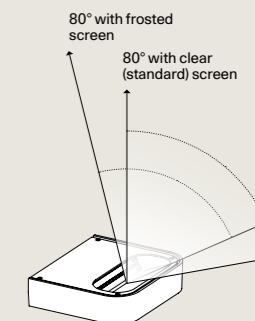
Complete code Completa codice

2
4



Shift comes with two interchangeable screens. It is supplied pre-assembled with a clear screen, which directs the light more towards the centre of the room. Alternatively, the frosted screen (included) softens and diffuses the emission, providing a more uniform and less directional light effect.

Shift è dotata di due schermi intercambiabili. È fornita preassemblata con uno schermo trasparente, che concentra maggiormente l'emissione luminosa verso il centro dello spazio. In alternativa, lo schermo sabbiato (incluso) diffonde la luce in modo più morbido e uniforme, riducendo la direzionalità dell'emissione.




Nautilus


Designed by Andrea Tosetto

Year 2017, 2024

Strong design and leading-edge technology come together in this family of lamps characterised by a convex lens that projects the LED light wherever its needed or most preferred, for a truly efficient and personalised result. Versatile and dynamic, either on the wall or ceiling in a variety of versions and finishes, *Nautilus* lamps satisfy a full range of lighting needs, whether functional or purely decorative, in both residential and professional contexts. *Nautilus* is also available with a *Dim-to-Warm* function, which allows users to interact by adjusting the intensity of the LED light source from 2200 to 2700 Kelvin.

Design deciso e tecnologia di punta si fondono in questa famiglia di lampade caratterizzate da una lente convessa che proietta la luce a LED dove serve o dove piace di più, per un risultato di efficienza e personalizzazione. Versatili e dinamiche, a parete o a soffitto, in diverse versioni e finiture, le lampade *Nautilus* soddisfano innumerevoli esigenze di illuminazione, dalle più funzionali a quelle particolarmente decorative, sia in ambito residenziale che professionale. *Nautilus* è ora disponibile anche nella funzione *Dim-to-Warm*, che permette agli utenti di interagire con la lampada, regolando l'intensità della sorgente luminosa a LED da 2200 a 2700 Kelvin.

Go to the technical info 

Click to discover more 

Nautilus
COD. 165

CATEGORY LAMP


Wall
Ceiling

Parete
Soffitto

TYPE OF LIGHT

Diffused symmetric light
Adjustable light

Luce simmetrica diffusa
Luce orientabile



Nautilus and Nautilus Spot, FINISH Matte Black.






Nautilus, FINISH Matte White.




Nautilus, FINISH Matte Black.



Nautilus, FINISH Matte Champagne.



Nautilus and Nautilus Spot, FINISH Matte Black.



Nautilus Mini, FINISH Matte White.



Nautilus Mini, FINISH Matte Champagne.




Nautilus Mini, FINISH Matte Black.


Un design impeccable et une technologie de pointe fusionnent pour cette famille de lampes caractérisées par un verre convexe qui dirige la lumière à LED où il le faut et où vous le souhaitez le plus, pour un résultat efficace et personnalisé. Polyvalentes et dynamiques, appliquées ou plafonniers, en différentes versions et finitions, les lampes *Nautilus* répondent à d'innombrables besoins d'éclairage, des plus fonctionnels à ceux particulièrement décoratifs, aussi bien dans le domaine résidentiel que professionnel. *Nautilus* est aussi disponible dans la fonction *Dim-to-Warm*, qui permet aux utilisateurs d'interagir avec la lampe, en réglant l'intensité de la source lumineuse à LED de 2200 à 2700 kelvins. ● FR

Entschlossenes Design und Spitzentechnologie verschmelzen in dieser Leuchtenfamilie miteinander, die sich durch eine konvexe Linse auszeichnet, die LED-Licht dorthin projiziert, wo es benötigt wird oder am besten gefällt, um ein effizientes und individuelles Ergebnis zu erzielen. Vielseitig und dynamisch, an der Wand oder Decke, in verschiedenen Versionen und Ausführungen, erfüllen die *Nautilus* Leuchten unzählige Beleuchtungsbedürfnisse von den funktionalsten bis hin zu den besonders dekorativen, sowohl im privaten als auch im professionellen Bereich. *Nautilus* ist auch mit der Funktion *Dim-to-Warm* erhältlich, die es dem Benutzer ermöglicht, mit der Lampe zu interagieren und die Intensität der LED-Lichtquelle von 2200 bis 2700 Kelvin zu regulieren. ● DE


Nautilus » Wall lamp




Nautilus Mini » Wall lamp



Nautilus » Ceiling lamp



Nautilus Spot » Ceiling lamp



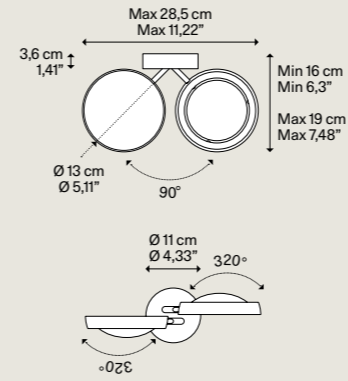
El diseño decidido y la tecnología punta se fusionan en esta familia de lámparas caracterizadas por una lente convexa que proyecta la luz LED donde se necesita o donde más gusta, para un resultado eficiente y personalizado. Versátiles y dinámicas, de pared o de techo, en diferentes versiones y acabados, las lámparas *Nautilus* satisfacen innumerables necesidades de iluminación, de las más funcionales a las especialmente decorativas, tanto en ámbito residencial como profesional. *Nautilus* también está disponible en la función *Dim-to-Warm*, que permite a los usuarios interactuar con la lámpara regulando la intensidad de la fuente luminosa de LED de 2200 a 2700 grados Kelvin. ● ES

Чистый дизайн и передовые технологии сочетаются в этом семействе светильников, характеризующихся выпуклой линзой, которая проецирует свет лампы LED туда, где это необходимо или где вам больше нравится, обеспечивая эффективность и персонализацию. Светильники *Nautilus*, универсальные и динамичные, настенные или потолочные, в разных вариантах исполнения и отделки, удовлетворяют бесчисленные потребности светового оформления, от самого функционального до особо декоративного, как в жилых, так и в профессиональных помещениях. *Nautilus* поставляется также с функцией «*Dim-to-Warm*», которая позволяет пользователям регулировать интенсивность светодиодного источника освещения от 2200 до 2700 кельвинов. ● RU

决定性的设计与最先进的技术相结合，凸透镜是该系列灯具的特征，该凸透镜可将LED光投射到需要的地方或是您最喜欢的地方，以提高效率和定制化。*Nautilus*灯具具有多功能性和动态性，可以壁式安装或吸顶安装，具有不同的版本和颜色，可以满足无数的照明需求，从最实用的功能到特别装饰性的功能，无论是在住宅还是在专业环境中。*Nautilus*还具备*Dim-to-Warm*调光功能，该功能使用户可以与灯品互动，从而将光源强度从2200K调节至2700K。● ZH

CATEGORY WALL LAMP

Nautilus Dim-to-Warm



Net weight	1,80 kg	Pack	1	Energy class	E
Peso netto	3,96 lbs	Colli	1	Classe energetica	E

DESIGN Andrea Tosetto, 2024

Metal structure
Montatura in metallo

- Matte White - 9010
Bianco Opaco - 9010
- Matte Black - 9005
Nero Opaco - 9005
- Matte Champagne
Champagne Opaco

Code
Codice

- 16553 1926
- 16553 2926
- 16553 4926

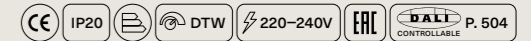
Light source
Sorgente luminosa

LED
Dim-to-Warm
FROM 2200 K
TO 2700 K
2x 7 W
2000 lm
220-240 V
CRI 90
MacAdam 3-Step

LED and driver included
LED e driver inclusi

Dim-to-Warm

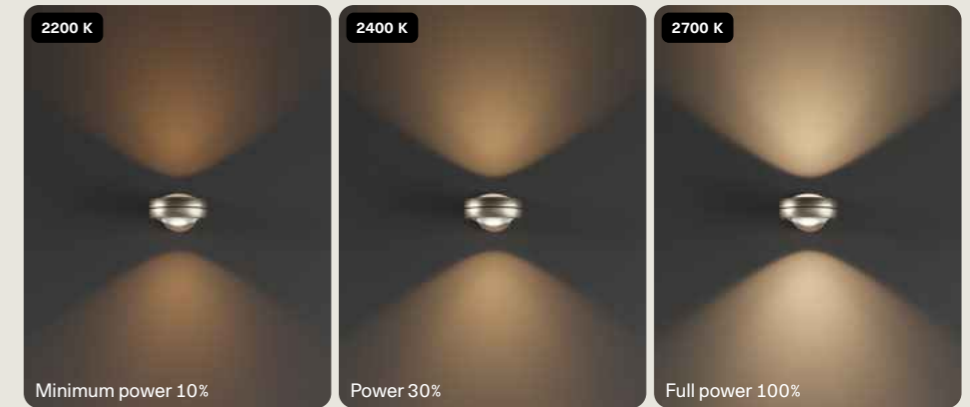
► 10%	2200 K	160 lm
► 30%	2400 K	520 lm
► 60%	2600 K	1200 lm
► 100%	2700 K	2000 lm



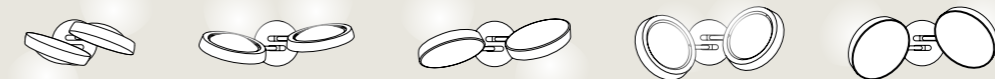
Dim-to-Warm from 2200 to 2700 K

Dim-to-Warm technology allows the light intensity to be adjusted while simultaneously reducing the colour temperature from 2700 K to 2200 K, recreating the warm and natural effect of traditional incandescent sources.

La tecnologia Dim-to-Warm consente di regolare l'intensità luminosa riducendo simultaneamente la temperatura di colore, da 2700 K a 2200 K, ricreando l'effetto caldo e naturale delle sorgenti tradizionali a incandescenza.

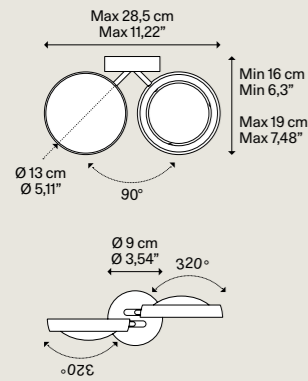


Adjustable light
Luce orientabile



CATEGORY WALL LAMP

Nautilus



DESIGN Andrea Tosetto, 2017

Metal structure
Montatura in metallo

● Matte White – 9010
Bianco Opaco – 9010

● Matte Black – 9005
Nero Opaco – 9005

● Matte Champagne
Champagne Opaco

Code
Codice

A

Code
Codice

B

16550 1927 16550 1930

16550 2927 16550 2930

16550 4927 16550 4930

Light source
Sorgente luminosa

A

AC LED
2700 K
2x 12 W
1990 lm
220-240 V
CRI 90
MacAdam 3-Step

LED included
LED inclusoLight source
Sorgente luminosa

B

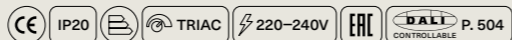
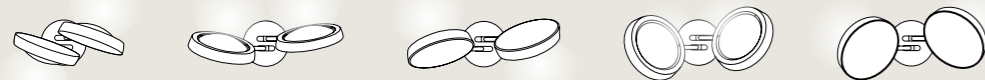
AC LED
3000 K
2x 12 W
2170 lm
220-240 V
CRI 90
MacAdam 3-Step

LED included
LED incluso

Net weight 1,15 kg
Peso netto 2,54 lbs

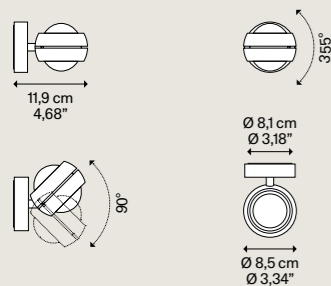
Pack Colli 1

Energy class
Classe energetica F

Adjustable light
Luce orientabile

CATEGORY WALL LAMP

Nautilus Mini



DESIGN Andrea Tosetto, 2017

Metal structure
Montatura in metallo

● Matte White – 9010
Bianco Opaco – 9010

● Matte Black – 9005
Nero Opaco – 9005

● Matte Champagne
Champagne Opaco

Code
Codice

A

Code
Codice

B

16552 1027 16552 1030

16552 2027 16552 2030

16552 4527 16552 4530

Light source
Sorgente luminosa

A

AC LED
2700 K
12 W
950 lm
220-240 V
CRI 90
MacAdam 3-Step

LED included
LED inclusoLight source
Sorgente luminosa

B

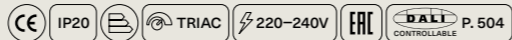
AC LED
3000 K
12 W
1030 lm
220-240 V
CRI 90
MacAdam 3-Step

LED included
LED incluso

Net weight 0,75 kg
Peso netto 1,65 lbs

Pack Colli 1

Energy class
Classe energetica G

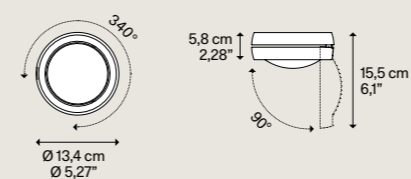
Adjustable light
Luce orientabile

► LED sources with direct power supply to the AC line voltage – driver not required.
Dimmable with phase cut dimmer.

► LED con alimentazione diretta a tensione di rete – non necessita di driver.
Dimmerabile con varialuce a taglio di fase.

CATEGORY CEILING LAMP

Nautilus



DESIGN Andrea Tosetto, 2017

Metal structure
Montatura in metallo

● Matte White – 9010
Bianco Opaco – 9010

● Matte Black – 9005
Nero Opaco – 9005

● Matte Champagne
Champagne Opaco

Code
Codice

A

Code
Codice

B

16530 1027 16530 1030

16530 2027 16530 2030

16530 4527 16530 4530

Light source
Sorgente luminosa

A

AC LED
2700 K
12 W
995 lm
220-240 V
CRI 90
MacAdam 3-Step

LED included
LED inclusoLight source
Sorgente luminosa

B

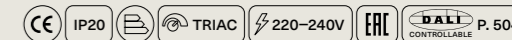
AC LED
3000 K
12 W
1085 lm
220-240 V
CRI 90
MacAdam 3-Step

LED included
LED incluso

Net weight 1,10 kg
Peso netto 2,43 lbs

Pack Colli 1

Energy class
Classe energetica F

Adjustable light
Luce orientabile

CATEGORY CEILING LAMP

Nautilus Spot



DESIGN Andrea Tosetto, 2020

Metal structure
Montatura in metallo

● Matte White – 9010
Bianco Opaco – 9010

● Matte Black – 9005
Nero Opaco – 9005

● Matte Champagne
Champagne Opaco

Code
Codice

A

Code
Codice

B

16560 1027 16560 1030

16560 2027 16560 2030

16560 4527 16560 4530

Light source
Sorgente luminosa

A

AC LED
2700 K
10 W
945 lm
220-240 V
CRI 90
MacAdam 3-Step

LED included
LED inclusoLight source
Sorgente luminosa

B

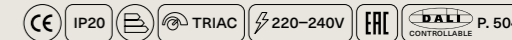
AC LED
3000 K
10 W
950 lm
220-240 V
CRI 90
MacAdam 3-Step

LED included
LED incluso

Net weight 0,56 kg
Peso netto 1,23 lbs

Pack Colli 1

Energy class
Classe energetica F



► LED sources with direct power supply to the AC line voltage – driver not required.
Dimmable with phase cut dimmer.

► LED con alimentazione diretta a tensione di rete – non necessita di driver.
Dimmerabile con varialuce a taglio di fase.

Puzzle Round

Designed by Studio Italia Design

Year 2016



With its shapes, flexible joints and LED light source, Puzzle Round can be adjusted at will to create striking light effects on walls and ceilings. Its unobtrusive aesthetics and the four available finishes, now including Natural Brown, make it perfect for the most varied living contexts.

Con le sue forme morbide, i giunti flessibili e la sorgente luminosa a LED, Puzzle Round può essere regolata a piacimento per creare suggestivi giochi di luce su pareti e soffitti. L'estetica discreta e le quattro finiture disponibili, ora anche Natural Brown, la rendono perfetta per i più svariati contesti abitativi.


Go to the technical info [+](#) Click to discover more [↓](#)

Puzzle Round
cod. 159

CATEGORY LAMP		TYPE OF LIGHT	
Wall	Parete	Diffused light	Luce diffusa
Ceiling	Soffitto	Indirect light	Luce indiretta
		Adjustable light	Luce orientabile





Avec ses formes souples, les joints flexibles et la source lumineuse à LED, *Puzzle Round* peut être réglée à discrétion pour créer des jeux de lumière suggestifs sur les murs et les plafonds. Son esthétique discrète et les quatre finitions disponibles, désormais même en Natural Brown, la rendent parfaite pour des contextes de vie variés. ●FR


Durch ihre weichen Formen, die flexiblen Gelenke und die LED-Lichtquelle kann *Puzzle Round* nach Belieben eingestellt werden, um wunderbare Lichtspiele an Wänden und Decken entstehen zu lassen. Die unauffällige Ästhetik und die vier verfügbaren Ausführungen, jetzt auch Champagne, machen die Leuchte perfekt für verschiedene Wohnbereiche. ●DE

Con sus formas suaves, articulaciones flexibles y fuente de luz LED, *Puzzle Round* puede ajustarse a voluntad para crear sorprendentes efectos de luz en paredes y techos. La estética discreta y los cuatro acabados disponibles, ahora también Natural Brown, la hacen perfecta para una amplia variedad de contextos residenciales. ●ES

Благодаря своим мягким формам, гибким соединительным элементам и источнику света LED, светильник *Puzzle Round* можно регулировать по желанию для создания эффектной игры света на стенах и потолках. Неброский дизайн и четыре доступных варианта отделки, в том числе и Natural Brown, делают его идеальным для разных жилых контекстов. ●RU

柔软的外形，灵活的接头和LED光源，*Puzzle Round*可以根据需要进行调整，以在墙壁和天花板上营造出光线的暗示性。谨慎的美学设计和四种可用颜色，现也提供Natural Brown色调，使其非常适合各种房屋环境。●ZH


Puzzle Round single ↘ Wall lamp



Puzzle Round single ↘ Ceiling lamp



Puzzle Round double ↘ Wall lamp

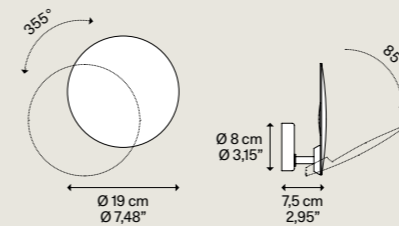


Puzzle Round double ↘ Ceiling lamp



CATEGORY WALL LAMP CEILING LAMP

Puzzle Round single



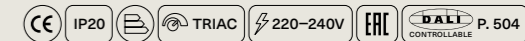
DESIGN Studio Italia Design, 2016

Metal structure Montatura in metallo	Code Codice	A	Code Codice	B
Matte White - 9016 Bianco Opaco - 9016	15941 1027		15941 1030	
Matte Black - 9005 Nero Opaco - 9005	15941 2027		15941 2030	
Matte Champagne Champagne Opaco	15941 4527		15941 4530	
Natural Brown NCS S 8005-Y50R NEW Testa di Moro NCS S 8005-Y50R	15941 6927		15941 6930	

Light source Sorgente luminosa	A
AC LED 2700 K 16 W 1750 lm 220-240 V CRI 92 MacAdam 3-Step	
LED included LED incluso	

Light source Sorgente luminosa	B
AC LED 3000 K 16 W 1850 lm 220-240 V CRI 92 MacAdam 3-Step	
LED included LED incluso	

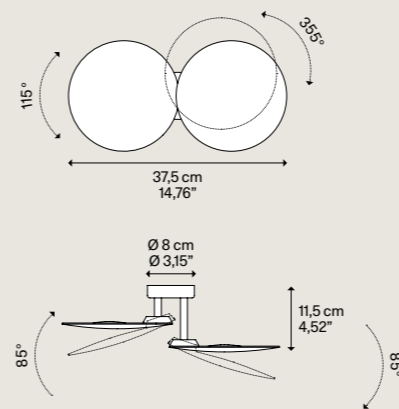
Net weight Peso netto	0,60 kg 1,32 lbs	Pack Colli	1	Energy class Classe energetica	E
--------------------------	---------------------	---------------	---	-----------------------------------	---



Adjustable light
Luce orientabile



Puzzle Round double

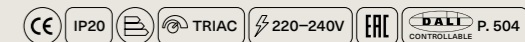


Metal structure Montatura in metallo	Code Codice	A	Code Codice	B
Matte White - 9016 Bianco Opaco - 9016	15942 1027		15942 1030	
Matte Black - 9005 Nero Opaco - 9005	15942 2027		15942 2030	
Champagne Champagne	15942 4527		15942 4530	
Natural Brown NCS S 8005-Y50R NEW Testa di Moro NCS S 8005-Y50R	15942 6927		15942 6930	

Light source Sorgente luminosa	A
AC LED 2700 K 2x 16 W 3500 lm 220-240 V CRI 92 MacAdam 3-Step	
LED included LED incluso	

Light source Sorgente luminosa	B
AC LED 3000 K 2x 16 W 3700 lm 220-240 V CRI 92 MacAdam 3-Step	
LED included LED incluso	

Net weight Peso netto	1,10 kg 2,43 lbs	Pack Colli	1	Energy class Classe energetica	E
--------------------------	---------------------	---------------	---	-----------------------------------	---



Adjustable light
Luce orientabile



► LED sources with direct power supply to the AC line voltage - driver not required. Dimmable with phase cut dimmer.

► LED con alimentazione diretta a tensione di rete - non necessita di driver. Dimmerabile con varialuce a taglio di fase.

Puzzle

Designed by Studio Italia Design

Year 2014

Clean and geometric lines merge with the walls or ceiling, lighting them up with soft and welcoming light. *Puzzle* lamps play with shapes, composed in three different versions: single and double square, rectangle and square. The play continues thanks to the possibility to position *Puzzle* wherever preferred based on the available space, and to create highly personalised light effects. Thanks to the two neutral tone finishes in matte white and matte black, their discrete style instils a pleasant atmosphere in different areas of the home, from the living room to the bedroom.

Linee pulite e geometriche si fondono con la parete o il soffitto illuminandoli di una luce morbida e accogliente. Le lampade *Puzzle* giocano con le forme componendole in due varianti: quadrato singolo e doppio. Il gioco continua grazie alla possibilità di posizionare *Puzzle* in totale libertà e in base allo spazio disponibile per creare effetti di luce personalizzati. Con le due finiture neutre, bianco opaco e nero opaco, la loro estetica discreta infonde una piacevole atmosfera in vari contesti abitativi, dall'area living fino alla zona notte.

Go to the technical info [+](#)

Click to discover more [↘](#)

Puzzle
COD. 146

CATEGORY LAMP


Wall
Ceiling

Parete
Soffitto

TYPE OF LIGHT

Diffused light
Indirect light

Luce diffusa
Luce indiretta



Des lignes nettes et géométriques se fondent dans le mur ou le plafond et les éclairent d'une lumière douce et accueillante. Les lampes *Puzzle* jouent avec les formes en les unissant en deux variantes : carré simple et double. Le jeu continue grâce à la possibilité de positionner *Puzzle* en toute liberté et selon l'espace disponible pour créer des effets d'éclairage personnalisés. Avec ses deux finitions aux tons neutres, blanc et noir mat, l'esthétique discrète introduit une agréable atmosphère dans différents espaces de vie, du living aux chambres. ●FR

Einfache geometrische Linien verschmelzen mit Wand oder Decke und erhellen sie mit einem zarten, wohligen Licht. Die Leuchten *Puzzle* spielen mit den Formen und setzen sich in zwei Varianten zusammen: quadratisch einzeln oder doppelt. Das Spiel wird dank der Möglichkeit *Puzzle* vollkommen frei und abhängig vom verfügbaren Platz zusammenzustellen fortgeführt, um personalisierte Lichteffekte zu schaffen. Mit den zwei Ausführungen in neutralen Farben - Mattweiß und Mattschwarz - lässt die diskrete Ästhetik eine angenehme Atmosphäre in verschiedenen Wohnbereichen entstehen - vom Wohn- bis hin zum Schlafzimmer. ●DE



Puzzle double square, FINISH Matte Black.

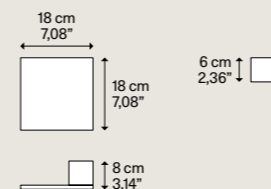
Líneas limpias y geométricas se mezclan con la pared o el techo, iluminándolas con una luz suave y acogedora. Las lámparas *Puzzle* juegan con las formas componiéndolas en dos variantes: cuadrada individual y doble. El juego continúa gracias a la posibilidad de colocar *Puzzle* con total libertad y según el espacio disponible para crear efectos de iluminación personalizados. Con sus dos acabados en tonos neutros, blanco mate y negro mate, su estética discreta crea una atmósfera agradable en varias zonas habitables, desde la zona de estar hasta la zona dormitorio. ●ES

Чистые геометрические линии сливаются со стеной или с потолком, подсвечивая их мягким приветливым светом. Светильники *Puzzle* создают игру форм, комбинируя их в двух вариантах: одинарный и двойной квадрат. Игра продолжается благодаря возможности совершенно свободного размещения светильников *Puzzle* в зависимости от имеющегося пространства для создания персонализированных световых эффектов. Благодаря двум типам нейтральной отделки, матовый белый и матовый черный, их сдержанный дизайн создает приятную атмосферу в самых разных жилых интерьерах, от дневной до спальни зоны. ●RU

干净而几何的线条与墙壁或天花板融合在一起，并以柔和宜人的光线将其照亮。*Puzzle*灯的形状由两种形式组成：单正方形和双正方形。由于可以完全自由地放置*Puzzles*并根据可用空间来创建个性化的灯光效果，因此创意得以继续进行。通过两种中性颜色（哑光白色和哑光黑色），其谨慎的美学风格向从居住区到就寝区的各种居住环境注入了愉悦的氛围。●ZH

CATEGORY WALL LAMP CEILING LAMP

Puzzle single square



Net weight 1,16 kg / 2,56 lbs | Pack Colli 1 | Energy class Classe energetica E

DESIGN Studio Italia Design, 2014

Metal structure
Montatura in metallo

● Matte White - 9016
Bianco Opaco - 9016

● Matte Black - 9005
Nero Opaco - 9005

Code Codice A Code Codice B

14641 1027 14641 1030

14641 2027 14641 2030

Light source
Sorgente luminosa A

AC LED
2700 K
16 W
1750 lm
220-240 V
CRI 92
MacAdam 3-Step

LED included
LED incluso

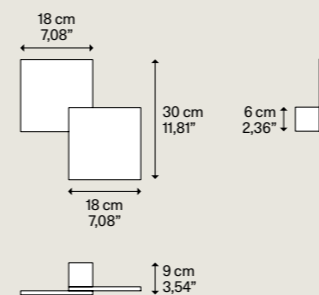
Light source
Sorgente luminosa B

AC LED
3000 K
16 W
1850 lm
220-240 V
CRI 92
MacAdam 3-Step

LED included
LED incluso

CE IP20 TRIAC 220-240V ENEC DALI P. 504 CONTROLLABLE

Puzzle double square



Net weight 2,00 kg / 4,41 lbs | Pack Colli 1 | Energy class Classe energetica E

Metal structure
Montatura in metallo

● Matte White - 9016
Bianco Opaco - 9016

● Matte Black - 9005
Nero Opaco - 9005

Code Codice A Code Codice B

14642 1027 14642 1030

14642 2027 14642 2030

Light source
Sorgente luminosa A

AC LED
2700 K
2x 16 W
3500 lm
220-240 V
CRI 92
MacAdam 3-Step

LED included
LED incluso


Light source
Sorgente luminosa B

AC LED
3000 K
2x 16 W
3700 lm
220-240 V
CRI 92
MacAdam 3-Step


LED included
LED incluso

CE IP20 TRIAC 220-240V ENEC DALI P. 504 CONTROLLABLE

Puzzle single square ↘ Wall lamp




Puzzle single square ↘ Ceiling lamp



Puzzle double square ↘ Wall lamp



Puzzle double square ↘ Ceiling lamp



► LED sources with direct power supply to the AC line voltage – driver not required. Dimmable with phase cut dimmer. ► Optional backplate available.

► LED con alimentazione diretta a tensione di rete – non necessita di driver. Dimmerabile con varialuce a tagli di fase. ► Disponibile piastra a muro opzionale.


Puzzle Mega

Designed by Studio Italia Design

Year 2019



Large geometric figures characterised by essential forms, which almost merge with the interior architecture when off, only to be surprisingly revealed as harmonies of light and shadow when lit. Matte finishes warm up the geometric panels of *Puzzle Mega*, liquid red, white, taupe and black paints that open many decorative possibilities, playing with harmonies and contrasts of colours and shapes. With *Puzzle Mega*, light gracefully decorates walls and ceilings.

Grandi figure geometriche dalle forme essenziali che quasi si fondono con l'architettura interna quando sono spente, per rivelare inaspettate armonie di luci e ombre una volta accese. Finiture opache scaldano i pannelli di *Puzzle Mega*, vernici liquide rossa, bianca, taupe e nera che aprono molteplici possibilità decorative giocando con armonie e contrasti di colori e forme. Con *Puzzle Mega* la luce decora con grazia pareti e soffitti.



[Go to the technical info](#) [Click to discover more](#)

Puzzle Mega COD. 167	CATEGORY LAMP		TYPE OF LIGHT	
	Wall	Parete	Diffused light	Luce diffusa
	Ceiling	Soffitto	Indirect light	Luce indiretta





Grandes figures géométriques aux formes essentielles qui se fondent presque dans l'architecture interne lorsqu'elles sont éteintes, pour révéler d'inattendues harmonies de lumière et d'ombres une fois éclairées. Les finitions mates rendent les panneaux géométriques de *Puzzle Mega* plus chaleureux. Vernis liquides rouge, blanc, noir et taupe qui offrent de plusieurs solutions décoratives en jouant avec les harmonies et les contrastes de couleurs et de formes. Avec *Puzzle Mega*, la lumière décore gracieusement les murs et les plafonds. ● FR

Große geometrische Figuren in einfacher Form, die ausgeschaltet mit der Innenarchitektur verschmelzen, um eingeschaltet eine unerwartete Harmonie aus Licht und Schatten entstehen zu lassen. Matte Ausführungen erwärmen die Paneele von *Puzzle Mega*, rote, weiße, taupe und schwarze Flüssiglacke, die dekorative Möglichkeiten eröffnen, indem sie mit Harmonien und Kontrasten von Farben und Formen spielen. Die Leuchten *Puzzle Mega* ermöglichen mit ihrem Licht Wände und Decken zu dekorieren. ● DE

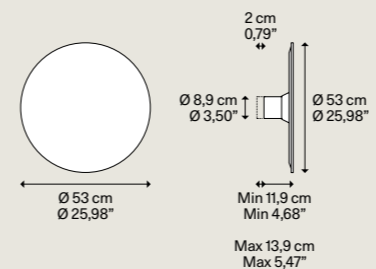
Grandes figuras geométricas con formas esenciales que casi se mezclan con la arquitectura interior cuando se apagan, para revelar inesperadas armonías de luz y sombras una vez encendidas. Acabados mate calientan los paneles geométricos de *Puzzle Mega*, pinturas líquidas blanca, roja, taupe y negra que brindan nuevas posibilidades decorativas jugando con armonías y contrastes de colores y formas. Con *Puzzle Mega* la luz decora con gracia las paredes y los techos. ● ES

Крупные геометрические фигуры с простыми строгими формами, которые почти полностью сливаются с архитектурой интерьера, когда они выключены. Но стоит их включить, как вы увидите неожиданную и гармоничную игру света и тени. Матовые отделки придают теплоту геометрическим панелям *Puzzle Mega*, а жидкие тональности красного, белого, серо-коричневого и черного открывают широкий спектр возможностей для декоративного оформления, используя гармонию и контрасты цветов и форм. Светильники *Puzzle Mega* позволяют декорировать светом стены и потолки. ● RU

该灯具具有大型几何图形的基本形状，关闭时，几乎与内部架构融为一体，一旦打开，会发现意想不到的光影和谐。哑光饰面使 *Puzzle Mega* 的几何面板更为温暖，液体红、白色、灰褐色与黑色开启了众多装饰可能性，让色彩与形状在和谐与对比之间相互交织。*Puzzle Mega* 灯具可让您用灯光优雅地装饰墙壁和天花板。● ZH

CATEGORY WALL LAMP CEILING LAMP

Puzzle Mega round small



DESIGN Studio Italia Design, 2019

Metal structure
Montatura in metallo

Matte White - 9016
Bianco Opaco - 9016

Light source
Sorgente luminosa

LED
Turnable White

25 W
2700 K → 4590 lm
3000 K → 4690 lm
550 mA
CRI 90
MacAdam 3-Step

LED and driver included
LED e driver inclusi

Net weight 3,80 kg
Peso netto 8,38 lbs
Pack Coll 2
Energy class Classe energetica C

MDF diffuser
Diffusore in MDF

Matte White - 9016
Bianco Opaco - 9016

Matte Black - 9005
Nero Opaco - 9005

Taupe
Grigio Caldo

Red
Rosso

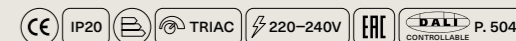
Code
Codice

16746 1023


16746 2023

16746 3923


16746 6023



Puzzle Mega round small › Wall lamp




Puzzle Mega round large › Wall lamp




Puzzle Mega round small › Ceiling lamp



Puzzle Mega round large › Ceiling lamp




Puzzle Mega square small › Wall lamp




Puzzle Mega square large › Wall lamp



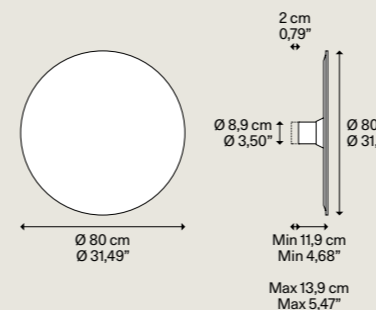
Puzzle Mega square small › Ceiling lamp



Puzzle Mega square large › Ceiling lamp



Puzzle Mega round large



Metal structure
Montatura in metallo

Matte White - 9016
Bianco Opaco - 9016

Light source
Sorgente luminosa

LED
Turnable White

33 W
2700 K → 5980 lm
3000 K → 6120 lm
700 mA
CRI 90
MacAdam 3-Step

LED and driver included
LED e driver inclusi

Net weight 7,20 kg
Peso netto 15,87 lbs
Pack Coll 2
Energy class Classe energetica C

MDF diffuser
Diffusore in MDF

Matte White - 9016
Bianco Opaco - 9016

Matte Black - 9005
Nero Opaco - 9005

Taupe
Grigio Caldo

Red
Rosso

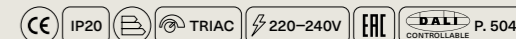
Code
Codice

16748 1023

16748 2023

16748 3923

16748 6023



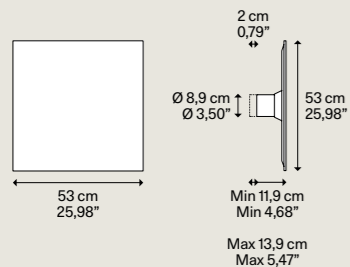
► LED sources with direct power supply to the AC line voltage – driver not required. Dimmable with phase cut dimmer. ► You can connect up to 4 Puzzle Mega to each fixture directly connected to the power supply. You can also connect up to 3 additional fixtures to each of those for maximum total of 36 fixtures on a single power outlet.

► LED con alimentazione diretta a tensione di rete – non necessita di driver. Dimmerabile con varialuce a taglio di fase. ► Ad ogni Puzzle Mega connessa al punto di alimentazione elettrica possono esserne collegate altre 4. Ad ognuna di queste possono esserne collegate fino ad altre 3 e così via. Le lampade totali collegabili su un singolo punto di alimentazione sono 36.

CATEGORY WALL LAMP CEILING LAMP

DESIGN Studio Italia Design, 2019

Puzzle Mega square small



Metal structure
Montatura in metallo

● Matte White - 9016
Bianco Opaco - 9016

Light source
Sorgente luminosa

LED
Turnable White

25 W
2700 K → 4590 lm
3000 K → 4690 lm
550 mA
CRI 90
MacAdam 3-Step

LED and driver included
LED e driver inclusi

Net weight 4,10 kg
Peso netto 9,04 lbs
Pack Colli 2
Energy class Classe energetica C

MDF diffuser
Diffusore in MDF

● Matte White - 9016
Bianco Opaco - 9016

● Matte Black - 9005
Nero Opaco - 9005

● Taupe
Grigio Caldo

● Red
Rosso

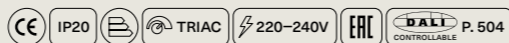
Code
Codice

16747 1023

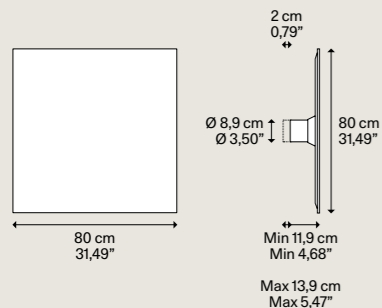
16747 2023

16747 3923

16747 6023



Puzzle Mega square large



Metal structure
Montatura in metallo

● Matte White - 9016
Bianco Opaco - 9016

Light source
Sorgente luminosa

LED
Turnable White

33 W
2700 K → 5980 lm
3000 K → 6120 lm
700 mA
CRI 90
MacAdam 3-Step

LED and driver included
LED e driver inclusi

Net weight 8,80 kg
Peso netto 19,40 lbs
Pack Colli 2
Energy class Classe energetica C

MDF diffuser
Diffusore in MDF

● Matte White - 9016
Bianco Opaco - 9016

● Matte Black - 9005
Nero Opaco - 9005

● Taupe
Grigio Caldo

● Red
Rosso

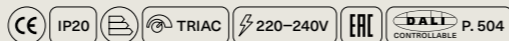
Code
Codice

16749 1023

16749 2023

16749 3923

16749 6023



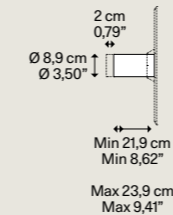
► LED sources with direct power supply to the AC line voltage – driver not required. Dimmable with phase cut dimmer. ► You can connect up to 4 Puzzle Mega to each fixture directly connected to the power supply. You can also connect up to 3 additional fixtures to each of those for maximum total of 36 fixtures on a single power outlet.

► LED con alimentazione diretta a tensione di rete – non necessita di driver. Dimmerabile con varialuce a taglio di fase. ► Ad ogni Puzzle Mega connessa al punto di alimentazione elettrica possono esserne collegate altre 4. Ad ognuna di queste possono esserne collegate fino ad altre 3 e così via. Le lampade totali collegabili su un singolo punto di alimentazione sono 36.

CATEGORY ACCESSORY

DESIGN Studio Italia Design, 2019

Puzzle Mega extension



Net weight 0,86 kg
Peso netto 1,86 lbs
Pack Colli 1

Description
Descrizione

Extension optional ► to be used to widen the light beam in case of ceiling installation.

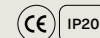
Estensione opzionale ► da utilizzare per ampliare il fascio luminoso in caso di installazione a soffitto.

Metal structure
Montatura in metallo

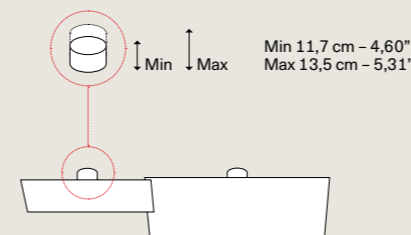
● Matte White - 9016
Bianco Opaco - 9016

Code
Codice

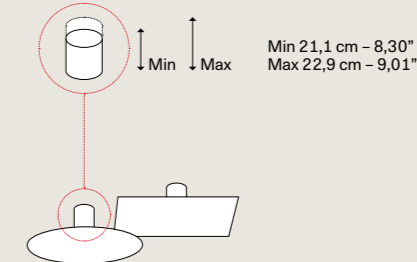
16799 A200



Puzzle Mega standard version
Puzzle Mega versione standard



Puzzle Mega extension optional version
Puzzle Mega versione estensione opzionale



Accessory connector



Net weight 0,10 kg
Peso netto 0,22 lbs
Pack Colli 1

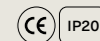
Description
Descrizione

Connection ► to be used to connect the fixtures together in the compositions.

Collegamento ► da utilizzare per collegare le lampade tra loro nelle composizioni.

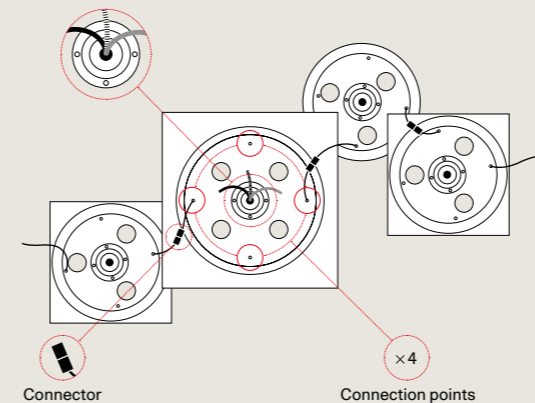
Code
Codice

16799 A100



Accessory connector
Accessorio di collegamento

Main power connection



Bugia

Designed by Andrea Tosetto

Year 2016, 2020


Round, compact forms featuring elegant finishes with a centre that shines like a precious stone. Once lit up, *Bugia* amazes with the unexpected effect of its light. A surprising and harmonious balance between direct and indirect light, diffused both downward and up toward the ceiling. A rich family of ceiling lights, in *Single*, *Double*, *Triple* and *Mega* versions.

Forme rotonde compatte dalle finiture raffinate con un centro che splende come una pietra preziosa. Appena viene accesa, *Bugia* sorprende per l'effetto inaspettato della sua luce. Un inaspettato equilibrio armonico tra luce diretta e indiretta, diffusa sia verso il basso che verso il soffitto. Una ricca famiglia di plafoniere, in versione *Single*, *Double*, *Triple* e *Mega*.



[Go to the technical info](#) [Click to discover more](#)

Bugia
COD. 161

CATEGORY LAMP		TYPE OF LIGHT	
Ceiling	Soffitto	Diffused symmetric light	Luce simmetrica diffusa
			





Forme ronde compacte aux finitions raffinées avec un point central qui brille comme une pierre précieuse. Une fois allumée, *Bugia* surprend par l'effet inattendu de sa lumière. Un harmonieux équilibre inattendu entre lumière directe et indirecte, diffusée vers le bas ou vers le plafond. Une riche famille de plafonniers, en version *Single*, *Double*, *Triple* et *Mega*. ●FR

Kompakte, runde Formen mit raffinierten Ausführungen und einem Mittelpunkt, der wie ein Edelstein funkelt. Beim Einschalten überrascht *Bugia* durch den unerwarteten Effekt ihres Lichts. Ein unerwartet harmonisches Gleichgewicht zwischen direktem und indirektem Licht, das sowohl nach unten wie auch zur Decke gestrahlt wird. Eine ganze Familie von Deckenleuchten, in *Single*-, *Double*-, *Triple*- und *Mega*-Versionen. ●DE

Formas redondas compactas con acabados refinados con un centro que brilla como una piedra preciosa. Tan pronto como se enciende, *Bugia* sorprende con el inesperado efecto de su luz. Un inesperado equilibrio armónico entre la luz directa e indirecta, difusa tanto hacia abajo como hacia el techo. Una rica familia de lámparas de techo, en versiones *Single*, *Double*, *Triple* y *Mega*. ●ES

Компактные круглые формы с изысканной отделкой, в центре которых как бы сияет драгоценный камень. Сразу же при включении светильник *Bugia* поражает своим потрясающим световым эффектом. Неожиданно уравновешенная гармония между прямым и непрямым светом, распространяющимся как вниз, так и к потолку. Богатая семья плафонов в вариации *Single*, *Double*, *Triple* и *Mega*. ●RU

Bugia 圆形灯, 紧凑的形状有着优雅的饰面, 其中心部分犹如宝石一般闪耀。一经点亮, *Bugia* 就会以其意想不到的灯光效果而惊艳众生。直射照明与间接照明之间有着令人惊叹的和谐平衡, 向下扩散的同时亦可向上漫射至天花板。它是一款丰富多样的吸顶灯系列, 有单灯、双灯、三灯和 *Mega* 巨型版本。●ZH

Bugia Single ▾ Ceiling lamp




Bugia Double ▾ Ceiling lamp



Bugia Triple ▾ Ceiling lamp



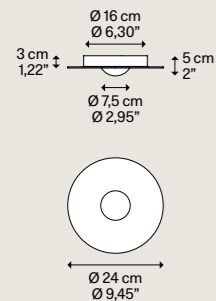
Bugia Mega ▾ Ceiling lamp



CATEGORY CEILING LAMP

DESIGN Andrea Tosetto, 2016

Bugia Single

Metal structure
Montatura in metallo

● Matte White - 9010
Bianco Opaco - 9010

Light source
Sorgente luminosa

AC LED
2700 K
15 W
1320 lm
220-240 V
CRI 90
MacAdam 3-Step

LED included
LED inclusoMethacrylate diffuser
Diffusore in metacrilato

● Glossy White
Bianco Lucido

● Glossy Black
Nero Lucido

● Chrome
Cromo

● Glossy Bronze
Bronzo Lucido

Code
Codice

A

Code
Codice

B

16131 1227 16131 1230

16131 2227 16131 2230

16131 4027 16131 4030

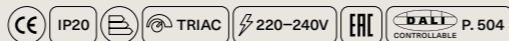
16131 4627 16131 4630

Light source
Sorgente luminosa

AC LED
3000 K
15 W
1440 lm
220-240 V
CRI 90
MacAdam 3-Step

LED included
LED incluso

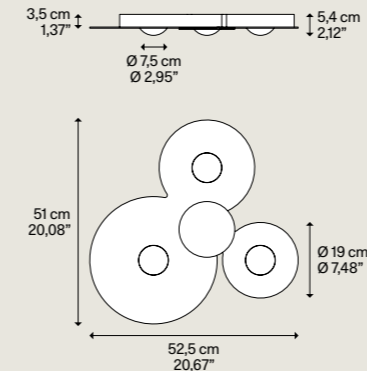
Net weight 0,80 kg
Peso netto 1,76 lbs
Pack Colli 2
Energy class Classe energetica F



CATEGORY CEILING LAMP

DESIGN Andrea Tosetto, 2016

Bugia Triple

Metal structure
Montatura in metallo

● Matte White - 9010
Bianco Opaco - 9010

Light source
Sorgente luminosa

AC LED
2700 K
3x 15 W
3960 lm
220-240 V
CRI 90
MacAdam 3-Step

LED included
LED inclusoMethacrylate diffuser
Diffusore in metacrilato

● Glossy White
Bianco Lucido

● Glossy Black
Nero Lucido

● Chrome
Cromo

● Glossy Bronze
Bronzo Lucido

Code
Codice

A

Code
Codice

B

16133 1227 16133 1230

16133 2227 16133 2230

16133 4027 16133 4030

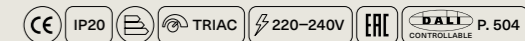
16133 4627 16133 4630

Light source
Sorgente luminosa

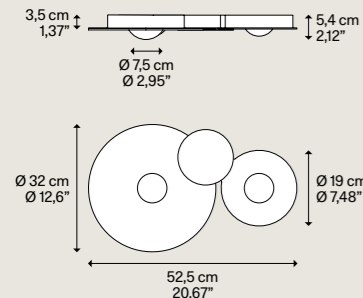
AC LED
3000 K
3x 15 W
4320 lm
220-240 V
CRI 90
MacAdam 3-Step

LED included
LED incluso

Net weight 2,80 kg
Peso netto 6,17 lbs
Pack Colli 2
Energy class Classe energetica F



Bugia Double

Metal structure
Montatura in metallo

● Matte White - 9010
Bianco Opaco - 9010

Light source
Sorgente luminosa

AC LED
2700 K
2x 15 W
2640 lm
220-240 V
CRI 90
MacAdam 3-Step

LED included
LED inclusoMethacrylate diffuser
Diffusore in metacrilato

● Glossy White
Bianco Lucido

● Glossy Black
Nero Lucido

● Chrome
Cromo

● Glossy Bronze
Bronzo Lucido

Code
Codice

A

Code
Codice

B

16132 1227 16132 1230

16132 2227 16132 2230

16132 4027 16132 4030

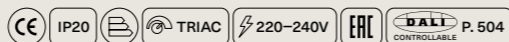
16132 4627 16132 4630

Light source
Sorgente luminosa

AC LED
3000 K
2x 15 W
2880 lm
220-240 V
CRI 90
MacAdam 3-Step

LED included
LED incluso

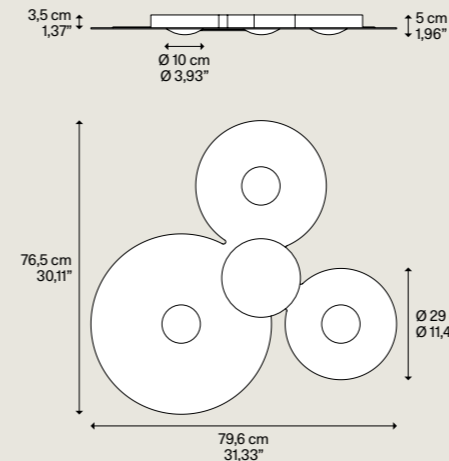
Net weight 2,05 kg
Peso netto 4,52 lbs
Pack Colli 2
Energy class Classe energetica F



CATEGORY CEILING LAMP

DESIGN Andrea Tosetto, 2020

Bugia Mega

Metal structure
Montatura in metallo

● Matte White - 9010
Bianco Opaco - 9010

Light source
Sorgente luminosa

AC LED
2700 K
3x 15 W
3960 lm
220-240 V
CRI 90
MacAdam 3-Step

LED included
LED inclusoMethacrylate diffuser
Diffusore in metacrilato

● Glossy White
Bianco Lucido

● Glossy Black
Nero Lucido

● Chrome
Cromo

● Glossy Bronze
Bronzo Lucido

Code
Codice

A

Code
Codice

B

16134 1227 16134 1230

16134 2227 16134 2230

16134 4027 16134 4030

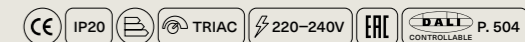
16134 4627 16134 4630

Light source
Sorgente luminosa

AC LED
3000 K
3x 15 W
4320 lm
220-240 V
CRI 90
MacAdam 3-Step

LED included
LED incluso

Net weight 4,40 kg
Peso netto 9,70 lbs
Pack Colli 2
Energy class Classe energetica F



► LED sources with direct power supply to the AC line voltage – driver not required.
Dimmable with phase cut dimmer.

► LED con alimentazione diretta a tensione di rete – non necessita di driver.
Dimmerabile con varialuce a taglio di fase.

► LED sources with direct power supply to the AC line voltage – driver not required.
Dimmable with phase cut dimmer.

► LED con alimentazione diretta a tensione di rete – non necessita di driver.
Dimmerabile con varialuce a taglio di fase.

Pin-Up



Designed by Andrea Toso

Year 2015

A striking, compact light with a simple, organic design, *Pin-Up* opens like a shell to provide a bright light and the quality of LED lighting. A light that can be modelled at will thanks to the flexibility of the light fixture and the availability of two LED sources.

Una lampada compatta e sorprendente, dal design essenziale ed organico, *Pin-Up* si schiude come una conchiglia per illuminare gli spazi con la decisione e la qualità della luce a LED. Una luce che può essere modellata a piacere grazie alla flessibilità della lampada e alla disponibilità di due sorgenti LED.

Go to the technical info [+](#) Click to discover more [↘](#)

Pin-Up COD. 155	CATEGORY LAMP		TYPE OF LIGHT	
	Wall Ceiling	Parete Soffitto	Diffused symmetric light Adjustable light	Luce simmetrica diffusa Luce orientabile
				



Pin-Up, FINISH Matte White.

Lampe compacte et surprenante, au design essentiel et organique, *Pin-Up* s'ouvre comme une coquille pour éclairer les espaces avec la précision et la qualité de la lumière LED. Une lumière qui peut être modelée à souhait grâce à la flexibilité de la lampe et à la disponibilité de deux sources LED. ● FR

Als eine kompakte und überraschende Lampe mit klarem, organischem Design schließt sich *Pin-Up* wie eine Muschel, um Räume mit der Entschlossenheit und Qualität von LED-Licht zu erhellen. Ein Licht, das dank der Flexibilität der Lampe und des Vorhandenseins von zwei LED-Quellen verändert werden kann. ● DE

Una lámpara compacta y sorprendente, de diseño esencial y orgánico, *Pin-Up* se abre como una concha para iluminar los espacios con la decisión y la calidad de la luz de LED. Una luz que puede ser modelada agusto gracias a la flexibilidad de la lámpara y a la disponibilidad de dos fuentes de LED. ● ES


Pin-Up – изумительный компактный светильник со сдержанным, органичным дизайном. Открывается как ракушка и смело освещает пространство качественным светодиодным светом. Превосходная гибкость и наличие двух светодиодных источников позволяют моделировать освещение по желанию. ● RU

Pin-Up 是一款紧凑而令人惊喜的灯具，设计简洁有序，如一个贝壳打开，以坚定而优质的LED灯光照亮空间。灯身灵活，配有两盏LED光源，灯光可随喜好调节。● ZH



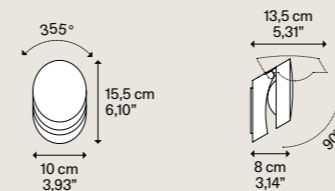
Pin-Up, FINISH Matte Black.

Pin-Up ▾ Wall lamp, Ceiling lamp



CATEGORY WALL LAMP CEILING LAMP

Pin-Up



DESIGN Andrea Tosetto, 2015

Metal structure
Montatura in metallo

● Matte White – 9010
Bianco Opaco – 9010

● Matte Black – 9005
Nero Opaco – 9005

● Natural Brown NCS S 8005-Y50R NEW
Testa di Moro NCS S 8005-Y50R

Code
Codice

A

Code
Codice

B

15541 1027

15541 1030

15541 2027

15541 2030

15541 6927

15541 6930

Light source
Sorgente luminosa

AC LED
2700 K
6 W
475 lm
220–240 V
CRI 90
MacAdam 3-Step

LED included
LED incluso

A

Light source
Sorgente luminosa

AC LED
3000 K
6 W
515 lm
220–240 V
CRI 90
MacAdam 3-Step

LED included
LED incluso

B

Net weight 1,15 kg
Peso netto 2,53 lbs

Pack
Colli 1

Energy class
Classe energetica E

CE IP20 ENEC 220–240V EAC DALI CONTROLLABLE P. 504

Adjustable light
Luce orientabile



► LED sources with direct power supply to the AC line voltage – driver not required. ► LED con alimentazione diretta a tensione di rete – non necessita di driver.

Laser

Designed by Studio Italia Design

Year 2015

Laser is a compact, versatile light fixture in the shape of a box with an attractive architectural look. From its painted steel structure, available in one size and three different finishes, now including Champagne, the LED light source diffuses a functional and evocative two-way light that creates plays of light and shadow on the wall.

Laser è una lampada compatta a forma di parallelepipedo dal carattere versatile e architettonico. Dalla sua struttura in acciaio verniciato, disponibile in una dimensione e in tre diverse finiture, ora anche Champagne, la sorgente a LED diffonde una luce bidirezionale funzionale e d'effetto che crea giochi di luce ed ombra sulla parete.

Go to the technical info



Click to discover more



Laser
COD. 036

CATEGORY LAMP

Wall Parete

TYPE OF LIGHT

Diffused symmetric light Luce simmetrica diffusa



Laser, FINISH Matte Black.


Laser est une lampe compacte en forme de parallélépipède au caractère polyvalent et architectural. De sa structure en acier peint, disponible en taille unique et en trois finitions différentes, y compris le Champagne, la source LED diffuse une lumière bidirectionnelle fonctionnelle et efficace qui crée des jeux d'ombre et de lumière sur le mur. ●FR

Laser ist eine kompakte Lampe in Form eines Parallel-epipeds mit vielseitigem und architektonischem Charakter. Durch seine Armatur aus lackiertem Stahl, die in einer Größen und drei unterschiedlichen Ausführungen – jetzt auch Champagner – verfügbar ist, verbreitet die LED-Lichtquelle bidirektionales, funktionelles sowie effektvolles Licht, wodurch ein Spiel aus Licht und Schatten an der Wand entsteht. ●DE

Laser es una lámpara compacta con forma de paralelepipedo con carácter versátil y arquitectónico. De su estructura de acero pintado, disponible en una dimensión y en tres diferentes acabados, ahora incluyendo Champán, la fuente de LED difunde una luz bidireccional funcional y con efecto que crea juegos de luz y sombra en la pared. ●ES


Laser – компактный светильник в форме параллелепипеда с многогранным архитектурным характером. Конструкция светильника выполнена из окрашенной стали, доступной в двух размерах и трех различных вариантах отделки. Светодиодный источник эффективно рассеивает двунаправленный свет, создающий на стене игру света и тени. ●RU

Laser 是一款四边形的紧凑灯具，具有建筑美感，广泛适用。喷漆钢材的结构，有一种尺寸和三种不同的颜色，如今还有香槟色，LED光源散发着双向的功能灯光，在墙壁上形成光影效果。●ZH



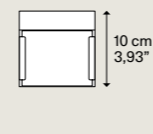
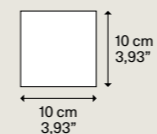
Laser, FINISH Matte White.

Laser ▾ Wall lamp



CATEGORY WALL LAMP

Laser



DESIGN Studio Italia Design, 2015

Metal structure Montatura in metallo

- Matte White – 9010
Bianco Opaco – 9010
- Matte Black – 9005
Nero Opaco – 9005
- Matte Champagne
Champagne Opaco

Code Codice	A	Code Codice	B
03652 1027		03652 1030	
03652 2027		03652 2030	
03652 4527		03652 4530	

Light source Sorgente luminosa

AC LED
2700 K
16 W
1750 lm
220–240 V
CRI 92
MacAdam 3-Step

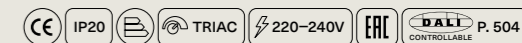
LED included
LED incluso

Light source Sorgente luminosa

AC LED
3000 K
16 W
1850 lm
220–240 V
CRI 92
MacAdam 3-Step

LED included
LED incluso

Net weight Peso netto	0,60 kg 1,32 lbs	Pack Colli	1	Energy class Classe energetica	E
--------------------------	---------------------	---------------	---	-----------------------------------	---



► LED sources with direct power supply to the AC line voltage – driver not required.
Dimmable with phase cut dimmer.

► LED con alimentazione diretta a tensione di rete – non necessita di driver.
Dimmerabile con varialuce a taglio di fase.


Aile


Designed by Luca Nichetto

Year 2021

The *Aile* aluminium wall lamp features a simple and dynamic design reminiscing the aileron of sport cars, after which it has been named. *Aile's* compact size, sleek design, powerful light output with respect to its dimensions and two finishes offer a complete lighting solution even for more intimate settings.

Aile, lampada da parete in alluminio, presenta un design semplice e dinamico, proprio come l'alettone delle auto sportive, aileron in inglese, da cui prende il nome. La compattezza, il design elegante, la forte capacità di emissione di luce rispetto alle dimensioni e le due finiture rendono *Aile* una soluzione perfetta anche per illuminare ambienti raccolti.

Go to the technical info 

Click to discover more 


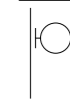
Aile
COD. 175

CATEGORY LAMP

Wall Parete

TYPE OF LIGHT

Diffused symmetric light Luce simmetrica diffusa



Aile, FINISH Matte White.



Aile, FINISH Matte Champagne.



Aile, FINISH Matte Black.



Aile, FINISH Lacquer Red.

Légère applique en aluminium, *Aile* présente un design simple et dynamique rappelant l'aileron d'une voiture de sport dont le nom s'inspire. La taille compacte d'*Aile*, son design élégant, son rayonnement lumineux puissant par rapport aux dimensions et ses deux finitions offrent une solution d'éclairage complète, même pour des espaces plus intimes. ●FR

Die *Aile* Aluminium-Wandleuchte zeichnet sich durch ein schlichtes und dynamisches Design aus, das an das Querruder eines Sportwagens erinnert – aileron auf Englisch, nach dem sie benannt wurde. Die Kompaktheit, das elegante Design und die starke Lichtleistung im Vergleich zu ihrer Größe sowie die zwei Ausführungen machen *Aile* zu einer perfekten Beleuchtungslösung sogar für intimere Umgebungen. ●DE

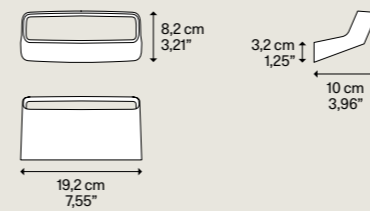
Aile, lámpara de pared de aluminio, presenta un diseño sencillo y dinámico, igual que el alerón de los coches deportivos, aileron en inglés, del que toma su nombre. El tamaño compacto, el diseño elegante, la potente emisión de luz con respecto a su tamaño y los dos acabados, hacen que *Aile* sea una solución perfecta incluso para iluminar entornos íntimos. ●ES

Новая настенная алюминиевая лампа *Aile* отличается простым дизайном и динамичной формой, напоминающей элероны спортивных автомобилей, «aileron» на английском, в честь которых она и получила свое название. Компактный размер, элегантный дизайн, мощная светоотдача, по сравнению с ее размерами, а также четыре варианта богатой отделки делают из *Aile* идеальное решение также для освещения более интимных уголков. ●RU

Aile 铝制壁灯拥有简约大方且与动感十足的设计，令人联想到跑车的副翼，从而以此得名。*Aile* 紧凑的尺寸、时尚的设计、相对其尺寸的强大光线输出以及两款饰面，为更多甚为私密的环境设置提供了一项完整的照明解决方案。●ZH

CATEGORY WALL LAMP

Aile



DESIGN Luca Nichetto, 2021

Metal structure
Montatura in metallo

	Code Codice ^A	Code Codice ^B
● Matte White – 9010 Bianco Opaco – 9010	17550 1027	17550 1030
● Matte Black – 9005 Nero Opaco – 9005	17550 2027	17550 2030
● Matte Champagne Champagne Opaco	17550 4527	17550 4530
● Lacquer Red Rosso Lacca	17550 6027	17550 6030

Light source
Sorgente luminosa ^A

AC LED
2700 K
2× 8 W
1840 lm
220–240 V
CRI 92
MacAdam 3-Step

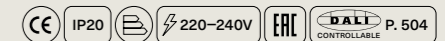
LED included
LED incluso

Light source
Sorgente luminosa ^B

AC LED
3000 K
2× 8 W
1960 lm
220–240 V
CRI 92
MacAdam 3-Step

LED included
LED incluso

Net weight Peso netto	0,55 kg 1,21 lbs	Pack Colli	1	Energy class Classe energetica	E
--------------------------	---------------------	---------------	---	-----------------------------------	---



Aile ▾ Wall lamp



► LED sources with direct power supply to the AC line voltage – driver not required. ► LED con alimentazione diretta a tensione di rete – non necessita di driver.

Easy Peasy

Designed by Luca Nichetto

Year 2020

With a strong personality and a sculptural form reminiscing the shape of bells, *Easy Peasy* is a set of portable and rechargeable table lamps, consisting of two rounded elements, a body and a knob. Made of blown glass, *Easy Peasy* allows for personal customisation of the living spaces. Its portability, different shapes and colours, and the Dim-to-Warm functionality of its light source allow users to connect, play and interact with the variable configuration options. It is not just a table lamp: it is a real character to interact with!

Con una spiccata personalità e una linea sculturale che ricorda la forma delle campane, *Easy Peasy* è un set di lampade da tavolo portatili e ricaricabili, composte da due elementi stondati, un corpo e un pomolo. Realizzata in vetro soffiato, *Easy Peasy* permette la personalizzazione individuale degli spazi abitativi. La sua portabilità, le diverse forme e colori e la funzione Dim-to-Warm della sorgente luminosa a LED permettono agli utenti di interagire, giocare e dialogare con le differenti possibilità di configurazione della luce. Non è solo una lampada da tavolo: è un vero e proprio personaggio con cui interagire!



Go to the technical info [+](#)

Click to discover more [↘](#)

Easy Peasy
COD. 170

CATEGORY LAMP

Cordless table lamp

Lampada da tavolo
senza filo

TYPE OF LIGHT

Diffused light

Luce diffusa





Easy Peasy, micro USB adaptor.



Easy Peasy, turn on and off, dim light intensity and warmth.



Easy Peasy, portable and rechargeable table lamp.

Avec sa forte personnalité et une ligne sculpturale qui rappelle la forme des cloches, *Easy Peasy* est un ensemble de lampes sur table portables et rechargeables, composé de deux éléments arrondis, un corps et un pommeau. Réalisée en verre soufflé, *Easy Peasy* permet la personnalisation individuelle des espaces de vie. Sa portabilité, ses différentes formes et couleurs et la fonction « Dim-to-Warm » de la source lumineuse à LED permettent aux utilisateurs d'interagir, de jouer et de dialoguer avec les différentes possibilités de configuration de la lumière. Ce n'est pas seulement une lampe de table : c'est un véritable personnage avec lequel on peut interagir! ● FR

Mit einer besonderen Persönlichkeit und einer skulpturalen Linie, die an die Form einer Glocke erinnert, ist *Easy Peasy* ein Set aus mitnehmbaren und aufladbaren Tischleuchten, bestehend aus zwei abgerundeten Elementen, einem Korpus und einem Knäuf. Aus geblasenem Glas hergestellt, ermöglicht *Easy Peasy* eine individuelle Personalisierung der Wohnräume. Die Mitnehmbarkeit, die verschiedenen Formen und Farben sowie die Funktion Dim-to-Warm der LED-Lichtquelle ermöglichen den Nutzern mit den verschiedenen Konfigurationen für das Licht zu interagieren, zu spielen und in Dialog zu treten. Es ist nicht nur eine Tischlampe: Es ist eine echte Figur, mit der man interagieren kann. ● DE

Con una marcada personalidad y una línea escultural que recuerda la forma de las campanas, *Easy Peasy* es un set de lámparas de sobremesa portátiles y recargables, compuestas por dos elementos redondeados, un cuerpo y un pomo. Realizada en vidrio soplado, *Easy Peasy* permite la personalización individual de los espacios habitacionales. Su portabilidad, las diversas formas y colores y la función Dim-to-Warm de la fuente luminosa a LED permiten a los usuarios interactuar, jugar y dialogar con las diferentes posibilidades de configuración de la luz. No es sólo una lámpara de mesa: es un personaje real con el que interactuar. ● ES

Обладающие ярко выраженной индивидуальностью и скульптурным силуэтом, напоминающим форму колокола, светильники *Easy Peasy* – это серия портативных перезаряжаемых настольных ламп, состоящих из двух закругленных элементов, корпуса и ручки. Лампы *Easy Peasy*, изготовленные из выдувного стекла, придают оформлению жилого пространства самобытность и оригинальность. Портативность, разнообразие форм и цветов, а также функция Dim-to-Warm источника света LED позволяют пользователям взаимодействовать, фантазировать и применять возможности различных конфигураций освещения. Это не только настольный светильник – это настоящий персонаж с которым можно контактировать. ● RU

*Easy Peasy*具有强烈的个性和雕塑感，酷似铃铛的形状，它是一组便携式可充电台灯。由两个圆形元素组成，一个主体和一个圆头。台灯由吹制玻璃制成，*Easy Peasy*可实现生活空间的个性化定制。它的便携性、不同的形状和颜色及其LED光源Dim-to-Warm的调光功能，允许用户与不同的灯光配置选项进行交互、游戏和对话。*Easy Peasy*不仅是盏台灯：它是一个具有个性能与空间互动的活泼伙伴。● ZH

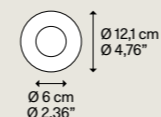
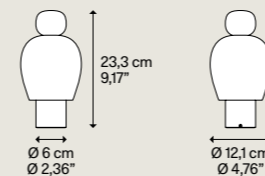


Easy Peasy, packaging



CATEGORY CORDLESS TABLE LAMP

Easy Peasy



Light source Sorgente luminosa

LED
Dim-to-Warm
FROM 2200 K
TO 2700 K
5 W
380 lm
1800 mA Battery
CRI 90
MacAdam 3-Step

LED and battery included
LED e batteria inclusi

Battery charging time Tempo di ricarica

Power supply
1A ▶ 180 min

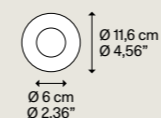
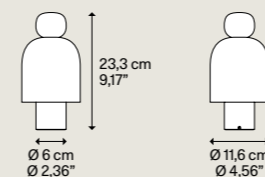
Battery life Durata batteria

Full power 100% ▶ 6h
Half power 50% ▶ 10h
Min power 10% ▶ 19h

Net weight 0,85 kg / 1,87 lbs | Pack Colli 1 | Energy class Classe energetica D



Easy Peasy



Light source Sorgente luminosa

LED
Dim-to-Warm
FROM 2200 K
TO 2700 K
5 W
380 lm
1800 mA Battery
CRI 90
MacAdam 3-Step

LED and battery included
LED e batteria inclusi

Battery charging time Tempo di ricarica

Power supply
1A ▶ 180 min

Battery life Durata batteria

Full power 100% ▶ 6h
Half power 50% ▶ 10h
Min power 10% ▶ 19h

Net weight 0,85 kg / 1,87 lbs | Pack Colli 1 | Energy class Classe energetica D



DESIGN Luca Nichetto, 2020

Flamingo

Technopolymer knob Pomolo in tecnopolimero

Pink
Rosa

Blown glass shade Cappello in vetro soffiato

Grey
Grigio

Metal base Base in metallo

Brushed Bronze
Bronzo Spazzolato

Code Codice

17081 6226

Lagoon

Technopolymer knob Pomolo in tecnopolimero

Turquoise
Turchese

Blown glass shade Cappello in vetro soffiato

Honey
Miele

Metal base Base in metallo

Brushed Gold
Oro Spazzolato

Code Codice

17081 8126

Kelp

Technopolymer knob Pomolo in tecnopolimero

Green
Verde

Blown glass shade Cappello in vetro soffiato

Honey
Miele

Metal base Base in metallo

Brushed Rose Gold
Oro Rosa Spazzolato

Code Codice

17081 7226

Chestnut

Technopolymer knob Pomolo in tecnopolimero

Taupe
Grigio Caldo

Blown glass shade Cappello in vetro soffiato

Grey
Grigio

Metal base Base in metallo

Brushed Palladium
Palladio Spazzolato

Code Codice

17081 3826

Flar

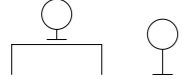
Designed by Patrick Norguet

Year 2022

The name *Flar* evokes images of a flare or ‘flamboiemment’ in French – an intense blaze or burst of light. Inspired by traditional storm lanterns which use glass pipes to protect the flame, *Flar* comprises a 3D laser cut steel base which opens like a flower, leading to a charmingly imperfect blown glass diffuser available in two sizes, 45 and 60 cm. *Flar* features a dimmer controlled with the cable mounted power switch, allowing users to modulate the intensity of the light to create their ideal lighting scheme. The two sizes offer an opportunity to play with scale to create a unique composition for a hotel lounge or retail space.

Il nome *Flar* evoca l’immagine di uno sfavillio o “flamboiemment”, che in francese indica un intenso bagliore o squarcio di luce. Ispirata alle tradizionali lanterne antivento dotate di tubi in vetro per proteggere la fiamma, *Flar* si poggia su una base in acciaio, realizzata con la tecnologia del taglio laser 3D, che si schiude come un fiore e accoglie un diffusore in vetro soffiato dall’effetto piacevolmente imperfetto. Disponibile nelle due versioni da 45 e 60 cm, *Flar* è provvista di un varialuce regolabile dall’interruttore montato sul cavo, che consente all’utente di modulare l’intensità della luce in base alle proprie preferenze. Le due dimensioni offrono la possibilità di giocare con le proporzioni, creando così composizioni uniche nelle aree lounge degli hotel o nei punti vendita.

Go to the technical info [+](#) [Click to discover more](#) [↘](#)

Flar COD. 191	CATEGORY LAMP		TYPE OF LIGHT	
	Table Floor	Tavolo Terra	Diffused light	Luce diffusa
				






Flar, 3D laser cut base, FINISH Matte Champagne.



Flar, blown glass diffuser, FINISHES Honey and Turquoise.

Flar, medium and large, FINISHES Matte Champagne + Honey and Matte Champagne + Turquoise.



Le nom *Flar* évoque un flamboiement (Flare en anglais) – une flamme intense ou un éclat de lumière. S'inspirant des lanternes tempête traditionnelles qui utilisent des cylindres de verre pour protéger la flamme, *Flar* se compose d'une base en acier découpée au laser 3D qui s'épanouit comme une fleur, portant à un diffuseur en verre soufflé d'une séduisante imperfection disponible en deux tailles, 45 et 60 cm. *Flar* dispose d'un variateur contrôlé par l'interrupteur d'alimentation monté sur câble, permettant à l'utilisateur de moduler l'intensité de la lumière pour créer l'éclairage idéal. Les deux tailles offrent la possibilité de jouer avec les variations pour une composition unique dans un hall d'hôtel ou un magasin. ●FR

Der Name *Flar* erinnert an eine Fackel oder 'flamboiement' im Französischen – ein intensives Aufflammen oder Ausbrechen von Licht. Inspiriert von traditionellen Sturmleuchten, die Glasrohre zum Schutz der Flamme verwenden, besteht *Flar* aus einer 3D-gelasierten Basis aus Stahl, die sich wie eine Blume öffnet und sich zu einem bezaubernden nicht perfekten Diffusor aus mundgeblasenem Glas entwickelt, der in zwei Größen erhältlich ist: 45 und 60 cm. *Flar* ist mit einem Dimmer ausgestattet, der über den am Kabel angebrachten Netzschalter gesteuert wird und es dem Benutzenden ermöglicht, die Intensität des Lichts zu modulieren, um das ideale Beleuchtungsschema zu schaffen. Die beiden Größen bieten die Möglichkeit, mit dem Maßstab zu spielen und eine einzigartige Komposition für eine Hotellounge oder einen Verkaufsraum zu schaffen. ●DE

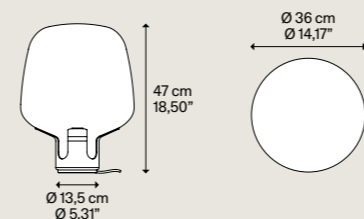
El nombre *Flar* recoge ecos del término francés «flamboiement», una llamarada o un intenso estallido de luz. Inspirada por las tradicionales linternas de tormenta que empleaban tubos de vidrio para proteger la llama, *Flar* incluye una base de acero cortada con láser 3D y que se abre como una flor para dar paso a un difusor de vidrio soplado atractivamente imperfecto disponible en dos tamaños, 45 y 60 cm. *Flar* incorpora un regulador que se controla con el interruptor montado en el cable y permite a los usuarios modular la intensidad de la luz para crear su esquema de iluminación ideal. Los dos tamaños ofrecen la oportunidad de jugar con la escala para crear una composición única para el recibidor de un hotel o para una tienda. ●ES

Название *Flar* вызывает в воображении образы вспышки или французское слово «flamboiement», означающее интенсивное пламя или вспышку света. Вдохновленная традиционными штормовыми фонарями, в которых применяются стеклянные трубки для защиты пламени, лампа *Flar* имеет стальное основание 3D, вырезанное лазером, раскрывающееся подобно цветку, ведущее к очаровательно несовершенному диффузору из дутого стекла двух размеров: 45 и 60 см. *Flar* оборудована диммером, управляемым при помощи переключателя питания, монтированного на кабель, для модуляции интенсивности света, позволяя пользователям создавать идеальную схему освещения. Два размера предоставляют возможность играть с масштабом, чтобы создавать уникальные композиции для гостиничного холла или торгового помещения. ●RU

*Flar*这个名字让人联想到耀斑之像或法语的'flamboiement'一词—意为一股烈焰或一阵光耀。受到使用玻璃管保护火焰的传统防风灯的启发,*Flar*包含一个3D激光切割钢底座,它像花朵一样张开,形成一个优美迷人的不完美式吹制玻璃灯罩,提供45厘米和60厘米两种尺寸。*Flar*具有一个使用安装在线缆上的电源开关进行控制的调光器,使用户能够调节光线强度,以创建理想的照明方案。两种尺寸提供延展发挥的机会,可为酒店休息室或零售空间创建独特别致的组合。●ZH

CATEGORY TABLE LAMP FLOOR LAMP

Flar medium



Net weight 6.77 kg / 14.92 lbs
Pack Colli 2

DESIGN Patrick Norguet, 2022

Metal structure
Montatura in metallo

- Matte Champagne Champagne Opaco
- Matte Champagne Champagne Opaco
- Terra Terra
- Terra Terra

Blown glass diffuser
Diffusore in vetro soffiato

- Honey Miele
- Turquoise Turchese
- Honey Miele
- Turquoise Turchese

Code
Codice

19182 6800
19182 8600
19183 6800
19183 8600

Light source
Sorgente luminosa

E27 T30 Tubular LED
1 × 6 W (max 25 W)

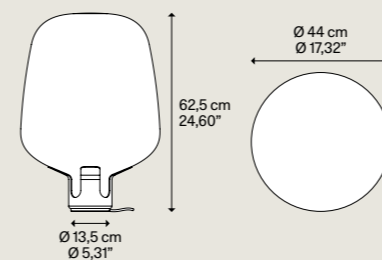


Bulb not included
Dimmer on the cord included

Light bulb to be ordered separately
Lampadina da ordinare separatamente



Flar large



Net weight 9.89 kg / 21.80 lbs
Pack Colli 2

Metal structure
Montatura in metallo

- Matte Champagne Champagne Opaco
- Matte Champagne Champagne Opaco
- Terra Terra
- Terra Terra

Blown glass diffuser
Diffusore in vetro soffiato

- Honey Miele
- Turquoise Turchese
- Honey Miele
- Turquoise Turchese

Code
Codice

19184 6800
19184 8600
19185 6800
19185 8600

Light source
Sorgente luminosa

E27 T30 Tubular LED
1 × 7 W (max 25 W)



Bulb not included
Dimmer on the cord included

Light bulb to be ordered separately
Lampadina da ordinare separatamente



Flar medium ↗ Table lamp, Floor lamp



Flar large ↗ Table lamp, Floor lamp



Light source
Sorgente luminosa

E27 T30 6 W
E27 T30 7 W

2500 K
620 lm
2500 K
800 lm

Bulb dimension
Dimensione lampadina

W/L 22,5 cm
W/L 8,85"
W/L 30 cm
W/L 11,81"

Lamp
Lampada

Flar medium
Flar large

Pack
Colli

1
1

Code
Codice

191A02
191A03

Hover

Designed by YOY

Year 2022

The *Hover* table and floor lamps feature a lamp shade that looks as if it is detached from the base, connected seamlessly by a single cable that runs through the stem and comes out of the other end. The end result creates an illusion that the light source is almost weightless and floating in the air, like a balloon. *Hover* features a dimmer controlled by a power switch on the upper end of the stem; users can simply touch the top of the stem to modulate the intensity of the light. All typically external technical functions have been carefully incorporated within the lamp's internal structure. Additionally, the power supply comes in the form of a USB cable.

Le lampade da tavolo e da terra *Hover* presentano un paralume che sembra separato dalla base, collegato perfettamente da un unico cavo che attraversa lo stelo per poi uscirne. Il risultato finale crea l'illusione che la sorgente luminosa sia quasi priva di peso e fluttui nell'aria, come un palloncino. *Hover* è dotata di un dimmer controllato da un interruttore di alimentazione posto all'estremità superiore dello stelo; gli utenti possono semplicemente toccare la parte superiore dello stelo per modulare l'intensità della luce. Tutte le funzioni tecniche tipicamente esterne sono state accuratamente incorporate nella struttura interna della lampada. Inoltre, l'alimentazione è fornita grazie ad un cavo USB.

Go to the technical info



Click to discover more



Hover
COD. 184

CATEGORY LAMP


Table
Floor

Tavolo
Terra

TYPE OF LIGHT

Diffused light

Luce diffusa



Hover table and floor, FINISH Matte White.





Hover table, FINISH Matte White.

L'abat-jour des lampes de table et des lampadaires *Hover* semble séparé de la base et parfaitement relié par un câble unique qui traverse entièrement la tige. Le résultat final crée l'illusion d'une source lumineuse qui flotte dans l'air quasiment en apesanteur, comme un ballon. *Hover* est équipé d'un gradateur commandé par un interrupteur d'alimentation situé à l'extrémité supérieure de la tige; les utilisateurs n'ont qu'à toucher le haut de la tige pour moduler l'intensité de la lumière. Toutes les fonctions techniques habituellement externes ont été soigneusement intégrées dans la structure interne de la lampe. En outre, l'alimentation est fournie via un câble USB. Disponible en lampe de table ou en lampadaire, *Hover* convient à différents usages, comme lampe de bureau, de table basse ou à côté d'un canapé. La version au sol peut également être installée dans des espaces publics tels qu'un lounge d'aéroport, une chambre d'hôtel ou un hall. ●FR

Die Tisch- und Stehleuchten *Hover* verfügen über einen Leuchtschirm, der vom Sockel getrennt zu sein scheint, verbunden auf perfekte Weise durch ein einziges Kabel, das durch den Schaft hindurch und aus ihm herausführt. Das Endergebnis erzeugt die Illusion, dass die Lichtquelle fast schwerelos ist und wie ein Ballon in der Luft schwebt. *Hover* ist mit einem Dimmer ausgestattet, der über einen Schalter am oberen Ende des Schaftes reguliert wird; die Benutzer können die Lichtintensität durch einfaches Berühren des oberen Endes des Schaftes einstellen. Alle typischen externen technischen Funktionen wurden sorgfältig in die innere Struktur der Leuchte integriert. Außerdem erfolgt die Stromversorgung über ein USB-Kabel. Erhältlich als Tisch- oder Stehleuchte, eignet sich *Hover* für verschiedene Verwendungszwecke, z. B. auf einem Schreibtisch, einem Beistelltisch oder neben einem Sofa. Die Bodenversion kann auch in öffentlichen Räumen wie einer Flughafenlounge, einem Hotelzimmer oder einer Empfangshalle eingesetzt werden. ●DE

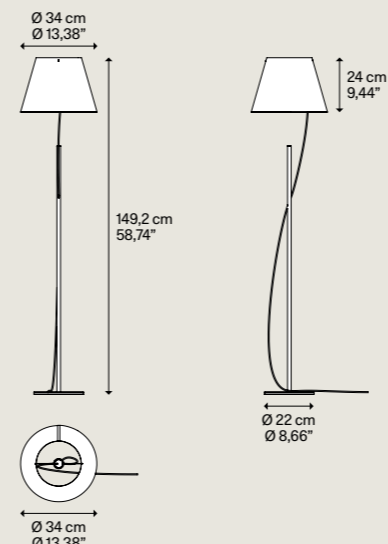
Las lámparas de sobremesa y de pie *Hover* poseen una pantalla que parece separada de la base, conectada perfectamente por un solo cable que atraviesa la barra y luego sale. El resultado final da la sensación de que la fuente luminosa prácticamente no pesa y flota en el aire, como un globo. *Hover* está equipada con un regulador que controla un interruptor de alimentación situado en el extremo superior de la barra; los usuarios, simplemente tocando la parte superior de la barra, pueden regular la intensidad de la luz. Todas las funciones técnicas que normalmente están fuera se han incorporado minuciosamente en la estructura interna de la lámpara. Además, la alimentación se suministra gracias a un cable USB. *Hover*, disponible como lámpara de sobremesa o de pie, se adapta a distintos usos, como por ejemplo en un escritorio, una mesita o junto a un sofá. La versión de pie también se puede utilizar en espacios públicos como en la sala de un aeropuerto, una habitación de hotel o un vestíbulo. ●ES

Настольные лампы и торшеры *Hover* имеют абажур, который кажется отделенным от основания и соединенным одним кабелем, пересекающим стержень, а затем выходящим наружу. В результате возникает иллюзия невесомости источника света, парящего в воздухе, как воздушный шар. *Hover* оснащен диммером, управляемым выключателем, расположенным на верхнем конце стержня; пользователи могут отрегулировать интенсивность света, просто прикоснувшись к верхней части стержня. Все технические функции, обычно находящиеся снаружи, были встроены во внутреннюю структуру светильника. Питание также подается по кабелю USB. *Hover* выпускается в виде настольной лампы или торшера, и подходит для различного применения, на письменном столе, журнальном столике или рядом с диваном. Напольный вариант может также устанавливаться в общественных зданиях, например в зале аэропорта, в гостиничном номере или в холле. ●RU

*Hover*的台灯款和落地灯款均带有一个看似与底座分开的灯罩，但灯罩与底座之间却由一根从灯茎部位穿插而过的单根线缆完美连接。最终结果营造一种幻觉，光源仿佛几乎没有重量且会像气球一般漂浮于空中。*Hover*配有一部由位于灯茎上端的电源开关控制的调光器；用户只需轻触灯茎顶部便可调节光的强度。所有典型的外部技术功能均已巧妙整合至灯件的内部结构之中。此外，电源供给是通过一根USB线缆完成的。*Hover*提供台灯或落地灯两个版本，适用于不同用途，例如放在书桌、咖啡桌上或沙发近旁。落地灯版本也可用于机场休息室、酒店房间或大堂等公共场所。●ZH

CATEGORY FLOOR LAMP

Hover



Net weight	3,86 kg	Pack	2	Energy class	C
Peso netto	8,51 lbs	Colli		Classe energetica	

DESIGN YOY, 2022

Metal structure
Montatura in metallo

Matte White
Bianco Opaco

Paper diffuser
Diffusore in carta

Matte White
Bianco Opaco

Code
Codice

18471 1027

Light source
Sorgente luminosa

LED
2700 K
6,5 W
1000 lm
5 V
2 A
CRI 90
MacAdam 3-Step

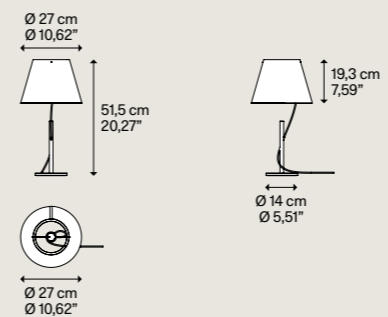
LED, driver and touch dimmer included
LED, driver e touch dimmer inclusi

USB adaptor included
Adattatore USB incluso



CATEGORY TABLE LAMP

Hover



Net weight	1,68 kg	Pack	2	Energy class	C
Peso netto	3,70 lbs	Colli		Classe energetica	

DESIGN YOY, 2022

Metal structure
Montatura in metallo

Matte White
Bianco Opaco

Paper diffuser
Diffusore in carta

Matte White
Bianco Opaco

Code
Codice

18480 1027

Light source
Sorgente luminosa

LED
2700 K
6,5 W
1000 lm
5 V
2 A
CRI 90
MacAdam 3-Step

LED, driver and touch dimmer included
LED, driver e touch dimmer inclusi

USB adaptor included
Adattatore USB incluso




Hover » Floor lamp



Hover » Table lamp



TOUCH DIMMER



Hover, switch on and off and dim the light intensity.



CABLE



Hover, the lamp shade is connected seamlessly by a single cable that runs through the stem and comes out of the other end.



USB ADAPTOR

Blow

Designed by Pio & Tito Toso


Year 2005

As light as a breath, *Blow* is an ethereal and original table lamp. Made from blown glass, it contains a bright light that can be directed inside the diffuser to create ever-different beams. Perfect for reading or furnishing personal and intimate spaces.

Leggera come un respiro, *Blow* è una lampada da tavolo eterea e ingegnosa. Realizzata in vetro soffiato, contiene una luce vivace che si può orientare all'interno del diffusore per creare fasci luminosi ogni volta diversi. Ideale per leggere e per arredare spazi personali e intimi.



[Go to the technical info](#) [Click to discover more](#)

Blow COD. 008	CATEGORY LAMP		TYPE OF LIGHT	
	Table	Tavolo	Diffused symmetric light Adjustable light	Luce simmetrica diffusa Luce orientabile
				

Légère comme un souffle, *Blow* est une lampe sur table éthérée et ingénieuse. Réalisée en verre soufflé, elle renferme une lumière vivace qui peut être orienté à l'intérieur du diffuseur pour créer des faisceaux de lumière tous différents. Idéale pour la lecture et pour décorer les espaces personnels et intimes. ● FR

So leicht wie der Atem ist *Blow* eine himmlische und erfinderische Tischlampe. Hergestellt aus mundgeblasenem Glas, enthält die Leuchte ein lebhaftes Licht, das innen im Diffusor ausgerichtet werden kann, um stets neue Lichtstreifen entstehen zu lassen. Ideal zum Lesen und zum Einrichten persönlicher und intimer Räume. ● DE

Ligera como un suspiro, *Blow* es una etérea ingeniosa lámpara de sobremesa. Fabricada en vidrio soplado, contiene una luz brillante que puede orientarse dentro del difusor para crear diferentes haces de luz cada vez. Ideal para leer y para decorar espacios personales e íntimos. ● ES

Легкий как дыхание, *Blow* – это изящный и очень оригинальный настольный светильник. Этот светильник, изготовленный из выдувного стекла, заключает в себе живой и динамичный свет, который можно ориентировать внутри диффузора для создания всякий раз других световых пучков. Идеально подходит для чтения и для оформления личных и интимных пространств. ● RU

轻如呼吸, *Blow*是一款灵动而巧妙的台灯。由吹制玻璃制成, 含有充满活力的光线, 可以将其定向到灯罩的内部, 每次发出不同的光束。阅读和布置个人和私密空间的理想之选。 ● ZH



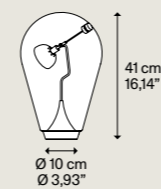
Blow, easy personalisation of light: adjust the light.

Blow ▾ Table lamp



CATEGORY TABLE LAMP

Blow



DESIGN Pio & Tito Toso, 2005

Metal structure
Montatura in metallo

Chrome
Cromo

Blown glass diffuser
Diffusore in vetro soffiato

Clear
Trasparente

Code
Codice

00880 27

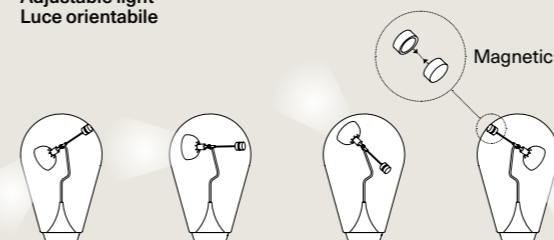
Light source
Sorgente luminosa

LED
2700 K
4,5 W
500 lm
500 mA
CRI 90
MacAdam 3-Step
LED and driver included
LED e driver inclusi

Net weight 4,00 kg Pack
Peso netto 8,82 lbs Colli 1
Energy class
Classe energetica C



Adjustable light
Luce orientabile




Croma


Designed by Luca Nichetto


Year 2021

Taking its name from the Italian word for a 'quaver' or 'eighth', *Croma* reflects the dynamism of the musical note in its slender frame. It features a conical base that provides stability and a sleek body which casts a powerful ray of light from its LED source. A ring conveniently positioned halfway up the stem allows the user to control the LED module, and to utilise its dim-to-warm function. Its unique metallic ombré finish and the two texturised white and black finishes make *Croma* suitable for a variety of environments, including residential, hotel and hospitality.

La nuova lampada da terra richiama nel nome la "croma" o "ottavo": la sua struttura slanciata che proietta fasci di luce lungo la parete verso il soffitto evoca il dinamismo della nota musicale. *Croma* ha una base conica che le conferisce stabilità e una silhouette longilinea che proietta un potente raggio di luce dalla sorgente LED. Un anello posizionato a metà altezza dello stelo consente all'utente di regolare il modulo a LED e gestire la funzione dim-to-warm. La finitura metallizzate ombré, e le due tonalità testurizzate bianco e nero rendono *Croma* adatta a una varietà di ambienti, dal residenziale all'hotel e ospitalità.

Go to the technical info 

Click to discover more 

Croma COD. 172	CATEGORY LAMP		TYPE OF LIGHT	
	Floor	Terra	Diffused symmetric light Indirect light	Luce simmetrica diffusa Luce indiretta
				



Croma, FINISHES Matte White and Matte Black.

Le nouveau lampadaire prend son nom du mot italien désignant une *croche* ou une *hampe* : sa structure élançée dissipe les faisceaux de lumière vers le haut du mur et le plafond pour évoquer le dynamisme de la note de musique. *Croma* s'appuie sur une base conique qui assure sa stabilité et lui donne une allure longiligne qui projette un puissant rayon de lumière de la source LED. Un anneau placé à mi-hauteur de la hampe permet à l'utilisateur de contrôler le module LED et de gérer la fonction dim-to-warm. Grâce à la finition métallisée ombrée et aux deux tonalités texturées blanche et noire, *Croma* épouse toute une variété d'ambiances, du résidentiel à l'hôtellerie et à l'accueil. ● FR

Der Name der neuen Stehleuchte leitet sich vom italienischen Wort für "Achtelnote" oder "Achtel" ab: Ihre schlanke Struktur, die die Lichtstrahlen entlang der Wand in Richtung Decke projiziert, spiegelt die Dynamik der Musikknote wider. *Croma* hat einen konischen Sockel, der ihr Stabilität verleiht und eine langgestreckte Silhouette, die einen kraftvollen Lichtstrahl aus dem LED-Leuchtmittel abgibt. Ein auf halber Höhe des Ständers angebrachter Ring ermöglicht dem Benutzer, das LED-Modul zu steuern und die Dim-to-Warm-Funktion zu nutzen. Die metallische Ombré-Finish und die zwei strukturierten Schwarz- und Weißtöne ermöglichen den Einsatz von *Croma* in einer Vielzahl von Umgebungen, vom Wohnbereich bis hin zu Hotels und Hospitality. ● DE



Turn on and off, dim light intensity and warmth.

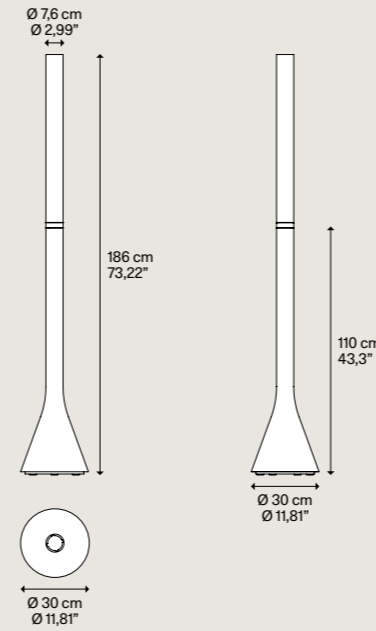
La nueva lámpara de pie evoca en el nombre la *corchea* o *octava*: su estructura estilizada que proyecta haces de luz en la pared hacia el techo evoca el dinamismo de la nota musical. *Croma* descansa sobre una base cónica que queda estabilizada a su silueta alargada que proyecta un potente rayo de luz de la fuente LED. Un anillo situado a media altura del pie le permite al usuario regular el módulo LED y controlar la función dim-to-warm. El nuevo acabado metalizado ombré y los dos colores texturizados, blanco y negro, hacen que *Croma* sea apropiada para distintos ambientes, del residencial pasando por el hotelero a la hostelería. ● ES

Новый торшер напоминает своим названием итальянское слово «*срома*» или «*восьмой*»: его утонченная структура, проецирующая лучи света вдоль стены к потолку, ассоциируется с динамизмом музыкальной ноты. *Croma* имеет коническое основание, которое придает лампе устойчивость и утонченность силуэта. Лампа проецирует мощный луч света от светодиодного источника. Кольцо, расположенное на середине ноги торшера, позволяет пользователю регулировать светодиодный модуль и управлять функцией dim-to-warm. Новая металлизированная отделка деграде и две текстурированные тональности черного и белого делают лампу *Croma* подходящей для самых разных применений, от жилых помещений до отелей и структур по приему гостей. ● RU

新款落地灯呼应“颤音”或“八分音符”之名:纤细修长的结构沿着墙壁向天花板散射光束,唤起音符之活力。*Croma*有一个锥形底座,该底座为其赋予稳定性以及一个可从LED光源投射出强烈光线的纤长轮廓。一只位于灯茎一半处的圆环使用户能够调整LED模块并管理从暗到暖的调光功能。一种金属渐变效果饰面以及纯白色和黑色两种纹理色调,使*Croma*适用于包括住宅、酒店及招待场所在内的各类环境。● ZH

CATEGORY FLOOR LAMP

Croma



Net weight	15,00 kg	Pack	1	Energy class	E
Peso netto	33,07 lbs	Colli		Classe energetica	

DESIGN Luca Nichetto, 2021

Metal structure
Montatura in metallo

- Matte White - 9010
Bianco Opaco - 9010
- Matte Black - 9005
Nero Opaco - 9005
- Bronze
Bronzo

Code
Codice

- 17270 1000
- 17270 2000
- 17270 3400

Light source
Sorgente luminosa

LED
Dim-to-Warm
FROM 2200 K
TO 3200 K
42 W
5600 lm
220-240 V
CRI 90
MacAdam 3-Step

Dim-to-Warm		
▶ 20%	2200 K	1400 lm
▶ 40%	2600 K	2400 lm
▶ 60%	2850 K	3550 lm
▶ 80%	3000 K	4600 lm
▶ 100%	3200 K	5600 lm


LED, driver and Dim-to-Warm dimmer included
LED, driver e Dim-to-Warm dimmer inclusi



Dim-to-Warm from 2200 to 3200 K

The Dim-to-Warm function allows users to interact with the lamp, adjusting the LED light intensity and color temperature from 2700 to 3200 Kelvin.

La funzione Dim-to-Warm consente agli utenti di interagire con la lampada, regolando l'intensità e la temperatura della luce LED da 2700 a 3200 Kelvin.



Croma » Floor lamp



Cima

Designed by Marco Dessì

Year 2021

Inspired by the function of the jam cleats found in sailing boats, *Cima* – a nautical rope in Italian – is a “suspended” lamp characterised by a ceiling-to-floor rope, a sleek and highly functional design element. A joint that holds the lamp body slides vertically along the rope, while the counterweight allows to manage any excess rope. The simple cylindrical shapes and the black colour of these elements highlight the three brilliant finishes of the rope, vibrant accents to suit any interiors and décor mood.

Ispirata dalla funzione degli strozzascotte delle barche a vela, *Cima* è una lampada “sospesa” caratterizzata da una fune a tutt’altezza, elemento di design elegante e altamente funzionale. Lungo la fune scorre verticalmente un giunto che regge il corpo lampada, mentre il contrappeso permette di gestire l’eventuale fune in eccesso. Le semplici forme cilindriche e il colore nero di questi elementi risaltano le tre finiture brillanti della fune, accenti vibranti per qualsiasi ambiente e mood d’arredo.

Go to the technical info



Click to discover more

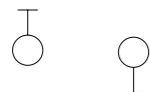


Cima
COD. 173

CATEGORY LAMP

Suspension
Floor

Sospensione
Terra



TYPE OF LIGHT

Diffused symmetric light
Adjustable light


Luce simmetrica diffusa
Luce orientabile




Cima, FINISH Yellow.



Cima, easy personalisation of light: change the angle of the lamp body.



Cima, easy personalisation of light: adjust the height of the joint.



Cima, FINISH Silver.

S'inspirant de la fonction des taquets de blocage des voiliers, *Cima* – une corde nautique en italien – est une lampe « *suspendue* » caractérisée par une corde plafond-sol, élément de design élégant et fonctionnel. Le raccord qui supporte le corps de la lampe se déplace le long de la corde, tandis que le contrepoids permet d'ajuster l'excès de corde. Les formes cylindriques simples et la couleur noire de ces éléments mettent en valeur les trois finitions brillantes de la corde pour s'adapter à tous les intérieurs et à tous les styles de décoration. ● FR


Inspired by the function of the blocks used on sailing boats, *Cima* – an Italian nautical rope – is a lamp « *suspended* » characterized by a ceiling-to-floor rope, an elegant and functional design element. The fitting that supports the lamp body moves along the rope, while the counterweight allows you to adjust the excess rope. The simple cylindrical shapes and the black color of these elements highlight the three shiny finishes of the rope to adapt to all interiors and all styles of decoration. ● DE

Inspirada en la función de las cornamusas que se encuentran en los veleros, *Cima* – una cuerda náutica en italiano – es una lámpara « *suspendida* » caracterizada por una cuerda que va del techo al suelo, un elemento de diseño elegante y sumamente funcional. A lo largo de la cuerda se mueve verticalmente una articulación que sujeta el cuerpo de la lámpara, mientras que el contrapeso permite reajustar cualquier exceso de cuerda. Las sencillas formas cilíndricas y el color negro de estos elementos resaltan los tres acabados brillantes de la cuerda, las notas vibrantes de cualquier interior y decoración de ambiente. ● ES


Вдохновленный функцией палубных стопоров, используемых на парусных лодках, светильник *Cima* – « *корабельный канат* » на итальянском – представляет собой подвешенную лампу, с тросом в полную высоту, задуманным как изысканный и высоко функциональный элемент дизайна. Вдоль троса вертикально перемещается шарнир, поддерживающий корпус лампы, а противовес позволяет отрегулировать избыток троса. Простые цилиндрические формы и черный цвет этих элементов подчеркивают три яркие отделки троса, вибрирующие тональности, подходящие для любых интерьеров и стилей. ● RU

受帆船中防滑钉的功能之启发, *Cima* – 意大利语意为航海绳 – 是一款特征显著的“悬浮灯”, 一条全高式绳索便是其优雅且功能强大的设计元素。一块用来举持灯体的接头沿绳索垂直延伸, 而配重件则让您调节管理绳索的任何多余之处。这些元素的简约圆柱形状与黑色突出了绳索的三种光鲜饰面, 令任何室内环境与装饰风尚活力四射。● ZH


Cima » Suspension lamp, Floor lamp



Cima » Set the rope at the desired length



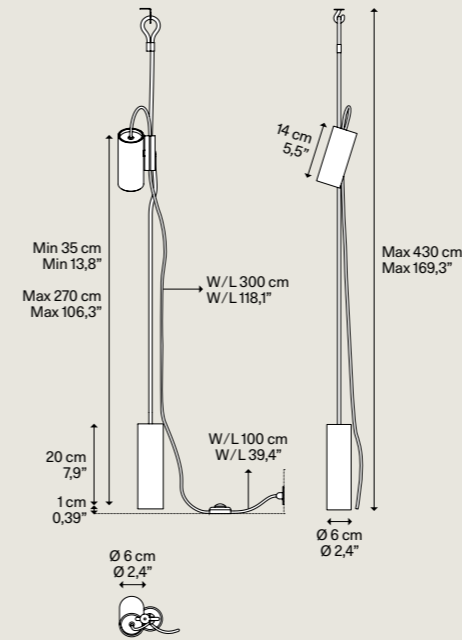
Finishes » Rope



Counterweight/switch button on the power cord.

CATEGORY SUSPENSION LAMP FLOOR LAMP

Cima



Net weight 1,75 kg
Peso netto 3,86 lbs
Pack Colli 1

DESIGN Marco Dessì, 2021

Metal structure
Montatura in metallo

● Matte Black
Nero Opaco

Light source
Sorgente luminosa

GU10 Par 16 LED 1x 10 W
W/L max 9 cm
W/L max 3,54"

Bulb and dimmer not included
Lampadina e dimmer non inclusi

Description
Descrizione

Additional kit (max 1 additional kit).

Light source
Sorgente luminosa

GU10 Par 16 LED 1x 10 W
W/L max 9 cm
W/L max 3,54"

Bulb and dimmer not included
Lampadina e dimmer non inclusi

Rope
Corda

● Silver
Argento

● Gold
Oro

● Yellow
Giallo

Code
Codice

17371 4100

17371 5000

17371 5100

Metal structure
Montatura in metallo

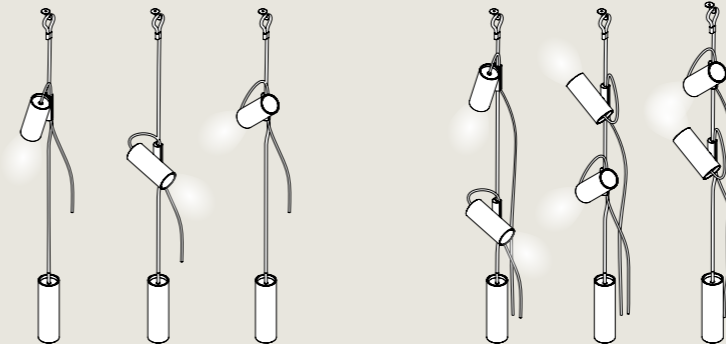
● Matte Black
Nero Opaco

Code
Codice

17371K 2000



Adjustable light
Luce orientabile



Spaces evolve rapidly, and lighting must adapt accordingly. Lodes *Systems* redefines the concept of linear lighting, offering unprecedented freedom of composition and a personal vision of light within spaces. The DOUBLEZERO7 and MAP solutions combine refined details, advanced technology and a variety of optics, adapting naturally to architectural and interior contexts of different scales.

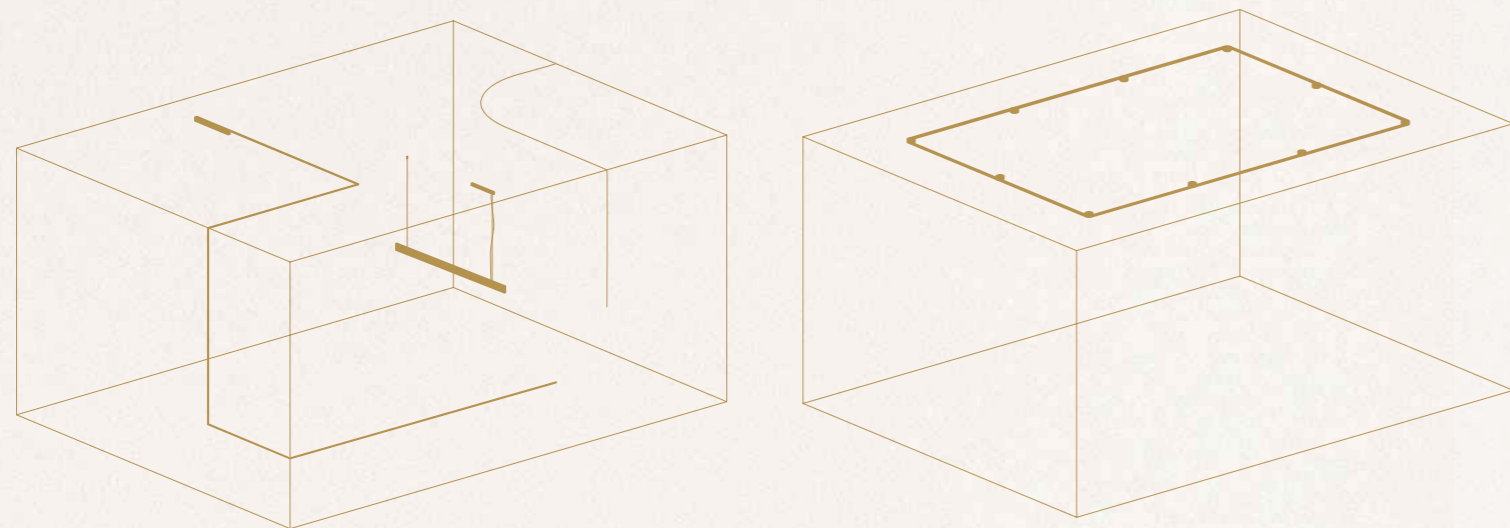
Gli spazi cambiano rapidamente e la luce è chiamata a seguirli. Lodes *Systems* ridefinisce il concetto di illuminazione lineare, offrendo una libertà di composizione inedita e una visione personale della luce all'interno degli spazi. Le soluzioni DOUBLEZERO7 e MAP uniscono dettagli raffinati, tecnologia avanzata e varietà di ottiche, adattandosi con naturalezza a contesti architettonici e interior di diversa scala.

Lighting *Systems*


Shaping light without limits

DOUBLEZERO7 and MAP are flexible tools for expressing a wide range of spatial typologies. Their modular architecture opens up a new compositional language, ideal for lighting designers, architects and interior designers. Each system allows for virtually unlimited configurations: joints, curves that generate fluid trajectories, and geometric or free-form patterns. A single driver can power extensive compositions. DOUBLEZERO7 presents itself as a design tool capable of responding to a broad spectrum of project requirements. Available in three applications, it adapts with elegance and discretion to different functions, volumes and atmospheres.

DOUBLEZERO7 e MAP sono strumenti flessibili per esprimere varie tipologie spaziali. La loro architettura modulare apre a un nuovo linguaggio compositivo, ideale per lighting designer, architetti e interior designer. Ogni sistema permette configurazioni praticamente illimitate: snodi, curve che generano traiettorie fluide, pattern geometrici o liberi. Un unico driver può alimentare composizioni estese. DOUBLEZERO7 si presenta come strumento progettuale capace di rispondere a un'ampia gamma di esigenze progettuali. Proposto in tre applicazioni, si adatta con eleganza e discrezione a funzioni, volumi e atmosfere diverse.

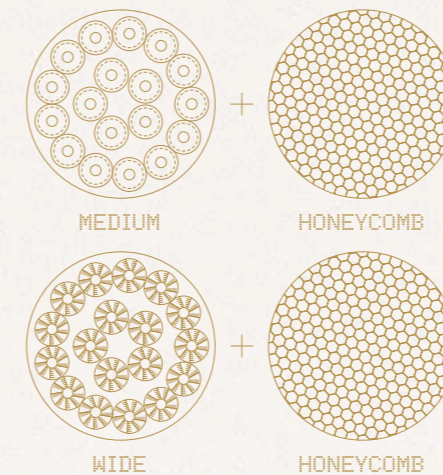


Choose your *light*



The *Medium* optic (26°) offers the right balance between definition and softness, creating a precise yet non-intrusive beam. Perfect for highlighting details without visually isolating them from the surroundings. The *Wide* optic (55°) distributes light evenly over a larger area, ensuring intensity and continuity. It minimizes harsh shadows and improves visual comfort. *Lodes'* convex lens delivers an 80° beam, creating soft, enveloping light ideal for uniform and direct general lighting. *Indirect* light is achieved through an adjustable screen that modulates the beam direction to produce homogeneous illumination without sharp shadows.

L'ottica *Medium* (26°) offre il giusto equilibrio tra definizione e morbidezza, creando un fascio di luce preciso ma non invasivo. Perfetta per mettere in risalto dettagli senza separarli visivamente dall'ambiente. L'ottica *Wide* (55°) diffonde la luce in modo uniforme su un'area più ampia, garantendo intensità e continuità. Minimizza le ombre nette e migliora il comfort visivo. La lente convessa di *Lodes* diffonde un fascio di 80°, creando una luce morbida e avvolgente, ideale per un'illuminazione generale uniforme e diretta. La luce *Indiretta* si ottiene invece attraverso uno schermo orientabile, che modula la direzione del fascio per un'illuminazione omogenea e senza ombre nette.




With MAP, it is possible to select the lighting output best suited to the environment, enhancing materials and spatial volumes. The three light distributions – *Medium* optic, *Wide* optic and the *Lodes* lens – along with the *Indirect* light option, highlight the system's versatility, allowing spaces to be shaped through light and defined with elegance and precision.

Con MAP, è possibile selezionare la resa luminosa più adatta all'ambiente, valorizzando materiali e volumi. Le tre distribuzioni luminose – ottica *Medium*, ottica *Wide* e la lente *Lodes* – e l'opzione a luce *Indiretta*, esaltano la versatilità del sistema, permettendo di modellare lo spazio con la luce e di definirne il carattere con eleganza e precisione.

Modules can be further customised with an optional accessory: the *Honeycomb* filter, a thin honeycomb grid applied to the lens to enhance visual comfort and reduce glare.

I moduli possono essere ulteriormente personalizzati con un accessorio opzionale: il filtro *Honeycomb*, una sottile retina a nido d'ape da applicare sulla lente per migliorare il comfort luminoso e ridurre l'abbagliamento.

Optics & Performance



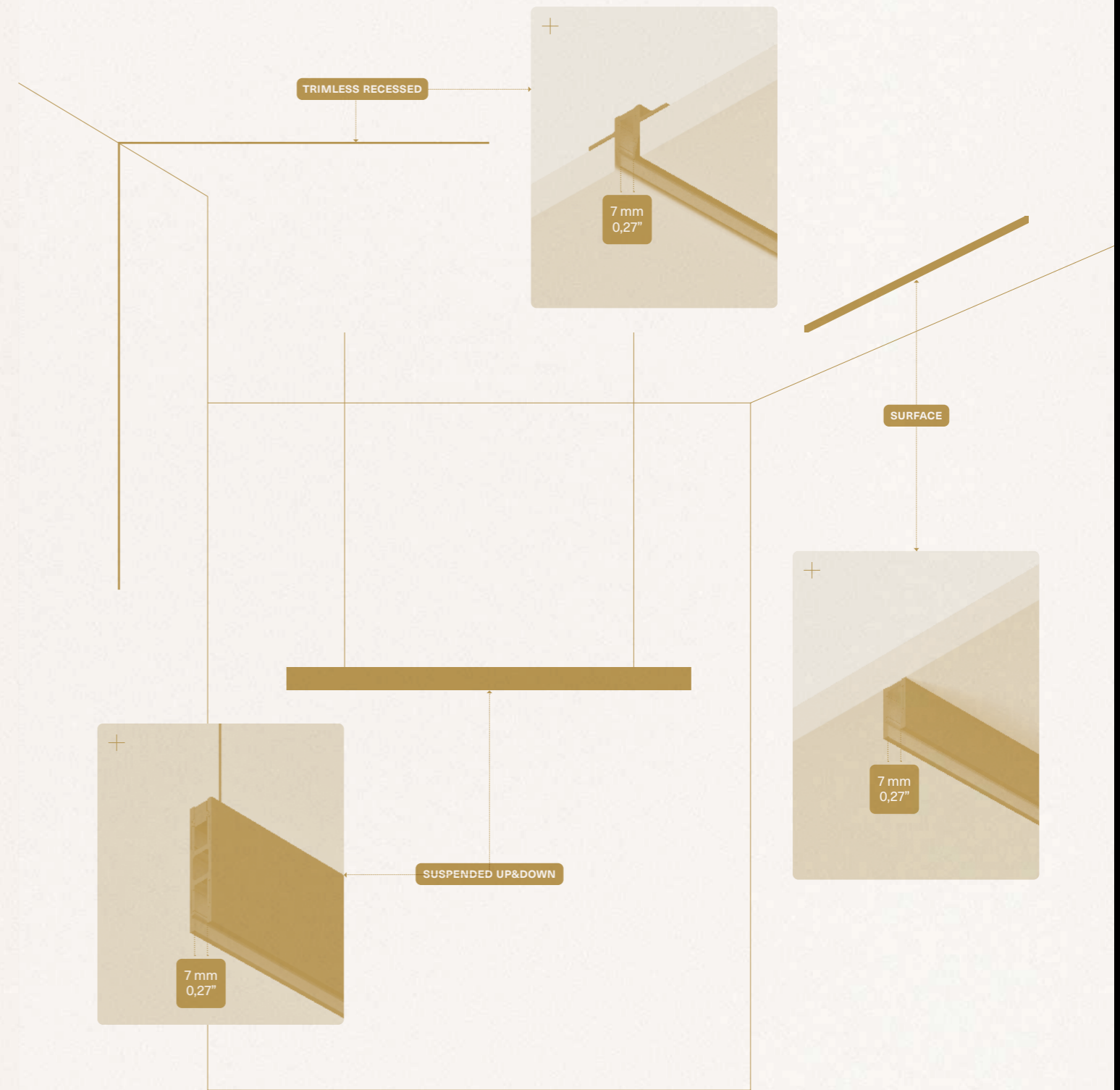
The *systems* offer a complete range of optics, ensuring full control over the light beam and consistent performance in every configuration.

For DOUBLEZERO7, optics can be selected according to the chosen accessory. The spot module offers a *spot* beam (15°) for precise light, a *medium* beam (36°) for wider diffusion, or a *wide* beam (50°) for an even broader spread. The product comes with three interchangeable optics and a *honeycomb* filter included. The *wallwasher* optic is designed to provide uniform illumination of walls and vertical surfaces. The ceiling light, instead, is an adjustable 48v diffused-light module with a microprismatic diffuser and a 90° beam angle. The light line delivers an even wider 110° diffusion.

I *sistemi* offrono una gamma completa di ottiche garantendo un controllo a piacere del fascio luminoso e performance coerenti in ogni configurazione.

Per DOUBLEZERO7 è possibile selezionare le ottiche a seconda dell'accessorio selezionato. Il faretto spot permette di optare per l'ottica *spot* (15°) per una luce puntuale, un'ottica *medium* (36°) per una diffusione più ampia oppure una *wide* (50°) per ampliare ulteriormente la diffusione luminosa. Il prodotto viene fornito con tre ottiche intercambiabili e filtro *honeycomb* inclusi. L'ottica *wallwasher* è progettata per garantire un'illuminazione uniforme di pareti e superfici verticali. La plafoniera invece è un modulo orientabile a luce diffusa 48v con diffusore microprismatico con angolo di luce pari a 90°. La linea di luce consente una diffusione ancor più ampia pari a 110°.

Integrated Design & Visual Comfort



Lodes Lighting Systems

DoubleZero7

Designed by Lodes

Year 2026

DOUBLEZERO7 is a lighting solution that combines different languages of light – architectural, decorative and functional – to interact with the space and with the people who inhabit it every day. An open and reconfigurable system, it transforms light into a design tool capable of continually redefining its role. A dedicated cluster clip allows all the suspensions lamps in the *Lodes* catalogue to be attached to the track, moved and repositioned easily and intuitively. Versatile and dynamic, it is available in refined matte finishes and in three versions that expand its application potential: from the discreet presence of the recessed version to the subtle graphic profile of the surface version, and finally to the double light emission of the suspension version. In addition to the suspension lamps, the track integrates a range of architectural lighting modules, from spotlights to wallwashers, including the line of light and the compact ceiling light. DOUBLEZERO7 adapts naturally to any type of context – from residential to hospitality, from retail to contract – offering modular lighting that enhances geometries, pathways and volumes with elegance and discretion, bringing light closer to people and accompanying gestures and moments.

DOUBLEZERO7 è una soluzione luminosa che unisce i diversi linguaggi della luce – architettonica, decorativa e funzionale – per dialogare con lo spazio e con chi lo vive ogni giorno. Un sistema aperto e riconfigurabile che trasforma la luce in uno strumento progettuale capace di riscrivere continuamente il proprio ruolo. Una cluster clip dedicata consente di agganciare al binario tutte le sospensioni del catalogo *Lodes*, di spostarle e di riposizionarle in modo facile e intuitivo. Versatile e dinamico, è disponibile in raffinate finiture opache e in tre versioni che ampliano le possibilità di applicazione: dal segno invisibile dell'incasso al sottile profilo grafico della surface, fino alla doppia emissione luminosa della sospensione. In aggiunta alle sospensioni, il binario integra una gamma di moduli di luce architettonica che spazia dallo spotlight al wallwasher, includendo la linea di luce e la plafoniera compatta. DOUBLEZERO7 si adatta con naturalezza a ogni tipologia di contesto – dal residenziale all'hospitality, dal retail al mondo contract – offrendo una luce modulare che valorizza geometrie, percorsi e volumi con eleganza e discrezione, per avvicinare la luce alle persone e accompagnare gesti e situazioni.

Go to the technical info



Click to discover more



DOUBLEZERO7
COD. T07

CATEGORY

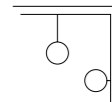
System

Systema

TYPE OF LIGHT

Diffused symmetric light
Focused light

Luce simmetrica diffusa
Luce focalizzata



NEW



The range of light modules suitable for DOUBLEZERO7 track System, FINISH Extra Matte Black.






The compact spotlight Bambi for the DOUBLEZERO7 track system can be easily adjusted to the desired position.





Solitaire is a compact 48v wallwasher spotlight for installation on the DOUBLEZERO7 track system. The wallwasher optic is designed to provide uniform illumination of walls and vertical surfaces.








Bambi spotlights can be completed with the *honeycomb* louvre included in the package.



Severine is the 48V light line for installation on the DOUBLEZERO7 track system. It has a with micro-prismatic diffuser and it appears is slightly recessed into the track profile.







DOUBLEZERO7, suspended track profile with dual emission (UP&DOWN), available in two lengths. Aesthetic finishing cover included. *Light* modules: Cluster Clip, Severine and Bambi 25.



Camille is the adjustable 48v general light module with microprismatic diffuser for the DOUBLEZERO7 track system.



DOUBLEZERO7 est une solution d'éclairage qui combine les différents langages de la lumière – architecturale, décorative et fonctionnelle – pour dialoguer avec l'espace et ses occupants au quotidien. Un système ouvert et reconfigurable qui transforme la lumière en un outil de design en mesure de redéfinir son rôle à l'infini. Un cluster clip dédié permet d'accrocher toutes les suspensions du catalogue *Lodes* sur le rail, pour un déplacement et un repositionnement simples et intuitifs. Polyvalente et dynamique, elle est disponible en finitions mates raffinées et en trois versions qui élargissent les possibilités d'application : de la discrétion du luminaire encastré au profil graphique fin de la surface, jusqu'à la double diffusion lumineuse de la suspension. Outre les suspensions, le rail intègre une gamme de modules d'éclairage architectural, des spots aux appliques murales, sans oublier la ligne lumineuse et le plafonnier compact. DOUBLEZERO7 s'adapte naturellement à tous les types de contextes – du résidentiel à l'hôtellerie, du commerce de détail aux espaces professionnels – offrant un éclairage modulaire qui rehausse les géométries, les parcours et les volumes avec élégance et discrétion, pour rapprocher la lumière des personnes et accompagner leurs gestes et leur vécu. ● FR

DOUBLEZERO7 ist eine Beleuchtungslösung, die verschiedene Ausdrucksformen des Lichts – architektonisch, dekorativ und funktional – miteinander verbindet, um mit dem Raum und den Menschen, die ihn täglich nutzen, zu kommunizieren. Ein offenes und rekonfigurierbares System, das Licht zu einem Gestaltungsinstrument wandelt, das seine Rolle ständig neu definieren kann. Mit einem speziellen Cluster-Clip lassen sich alle Pendelleuchten aus dem *Lodes*-Katalog an der Schiene befestigen, verschieben und auf einfache und intuitive Weise neu positionieren. Vielseitig und dynamisch, ist sie in raffinierten matten Ausführungen und in drei Versionen erhältlich, die die Anwendungsmöglichkeiten erweitern: vom unsichtbaren Stilelement der Einbauleuchte über das schlanke grafische Profil der Surface bis hin zur doppelten Lichtabstrahlung der Pendelleuchte. Zusätzlich zu den Aufhängungen umfasst die Schiene eine Reihe von architektonischen Lichtmodulen, die vom Spotlight bis zum Wallwasher reichen, einschließlich der Lichtlinienbeleuchtung und der kompakten Deckenleuchte. DOUBLEZERO7 passt sich ganz natürlich an jede Art von Umgebung an – vom Wohnbereich über den Hospitality-Bereich bis hin zum Einzelhandel und zur Contract-Welt – und bietet ein modulares Licht, das Geometrien, Wege und Volumen mit Eleganz und Diskretion zur Geltung bringt, um den Menschen das Licht näher zu bringen und Gesten und Situationen zu begleiten. ● DE


DOUBLEZERO7 es una solución luminosa que combina los diferentes lenguajes de la luz – arquitectónica, decorativa y funcional – para dialogar con el espacio y con quienes lo viven cada día. Un sistema abierto y reconfigurable que transforma la luz en una herramienta de diseño capaz de reescribir continuamente su función. Un cluster clip específico permite fijar al carril todas las suspensiones del catálogo *Lodes*, desplazando y recolocarlas de forma fácil e intuitiva. Versátil y dinámico, está disponible en refinados acabados mate y en tres versiones que amplían las posibilidades de aplicación: desde la marca invisible de la versión empotrable hasta el sutil perfil gráfico de la versión surface, pasando por la doble emisión luminosa de la suspensión. Además de las suspensiones, el carril integra una gama de módulos de luz arquitectónica que abarca desde focos hasta bañadores de pared, incluyendo la línea de luz y el plafón compacto. DOUBLEZERO7 se adapta con naturalidad a cualquier tipo de contexto – desde el residencial hasta el hotelero, pasando por el retail y el contract – ofreciendo una luz modular que realza las geometrías, los recorridos y los volúmenes con elegancia y discreción, para acercar la luz a las personas y acompañar gestos y situaciones. ● ES

DOUBLEZERO7 – это световое решение, сочетающее в себе различные языки света, архитектурный, декоративный и функциональный, для взаимодействия с пространством и населяющими его людьми. Открытая и повторно конфигурируемая система, которая превращает свет в проектировочный инструмент, способный постоянно переосмысливать свою роль. Особый кластерный зажим позволяет крепить все подвесные светильники из каталога *Lodes* к рельсу, легко и интуитивно перемещая их. Универсальный и динамичный, он доступен с изысканными матовыми отделками и в трех вариантах, расширяющих возможности применения: от незаметного встраиваемого дизайна до тонкого графического профиля поверхности и подвесного светильника с двойным светораспределением. Помимо подвесных светильников, рельс интегрирует целую гамму модулей архитектурного освещения, от точечных светильников до настенных бра, включая световые линии и компактные потолочные светильники. DOUBLEZERO7 естественно адаптируется к любой обстановке – от жилых помещений до структур по приему гостей, от розничной торговли до объектов общественного назначения – предлагая модульное освещение, которое элегантно и сдержанно подчеркивает геометрию, маршруты движения и объемы, приближая свет к людям и сопровождая их в любой ситуации. ● RU


DOUBLEZERO7是一款结合了建筑性、装饰性与功能性灯光这几种不同灯光语言的照明解决方案，以便与空间以及每天生活在其中的人们对话交流。它是一个开放且可重构的系统，可将灯光转化为一种能够不断重塑自身角色的设计工具。专用的组合吊灯座夹可让您将*Lodes*产品目录中的所有吊灯产品连接到这条轨道上，轻松直观地对其进行移动和重新定位。这款灯具用途广泛且动感十足，提供精致的哑光饰面和三种能够扩展其应用可能性的版本：从嵌入式灯具的隐形标志到表面的纤薄图形轮廓，再到悬挂式灯具的双重发光效果。除了吊灯产品外，这条轨道还集成了一系列建筑照明模块，从聚光灯到洗墙灯，包括灯带和紧凑型吸顶灯。DOUBLEZERO7可自然而然地适应任何类型的环境，从住宅到酒店，从零售店到定制化领域。提供以优雅且低调的方式彰显几何形状、路径和体量的模块化照明，使灯光与人更为亲近，并在各种姿态与情境中陪伴左右。● ZH

DOUBLEZERO7^{NEW} Track System

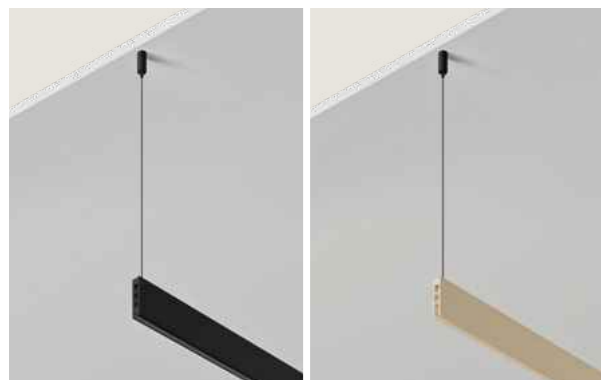
SURFACE



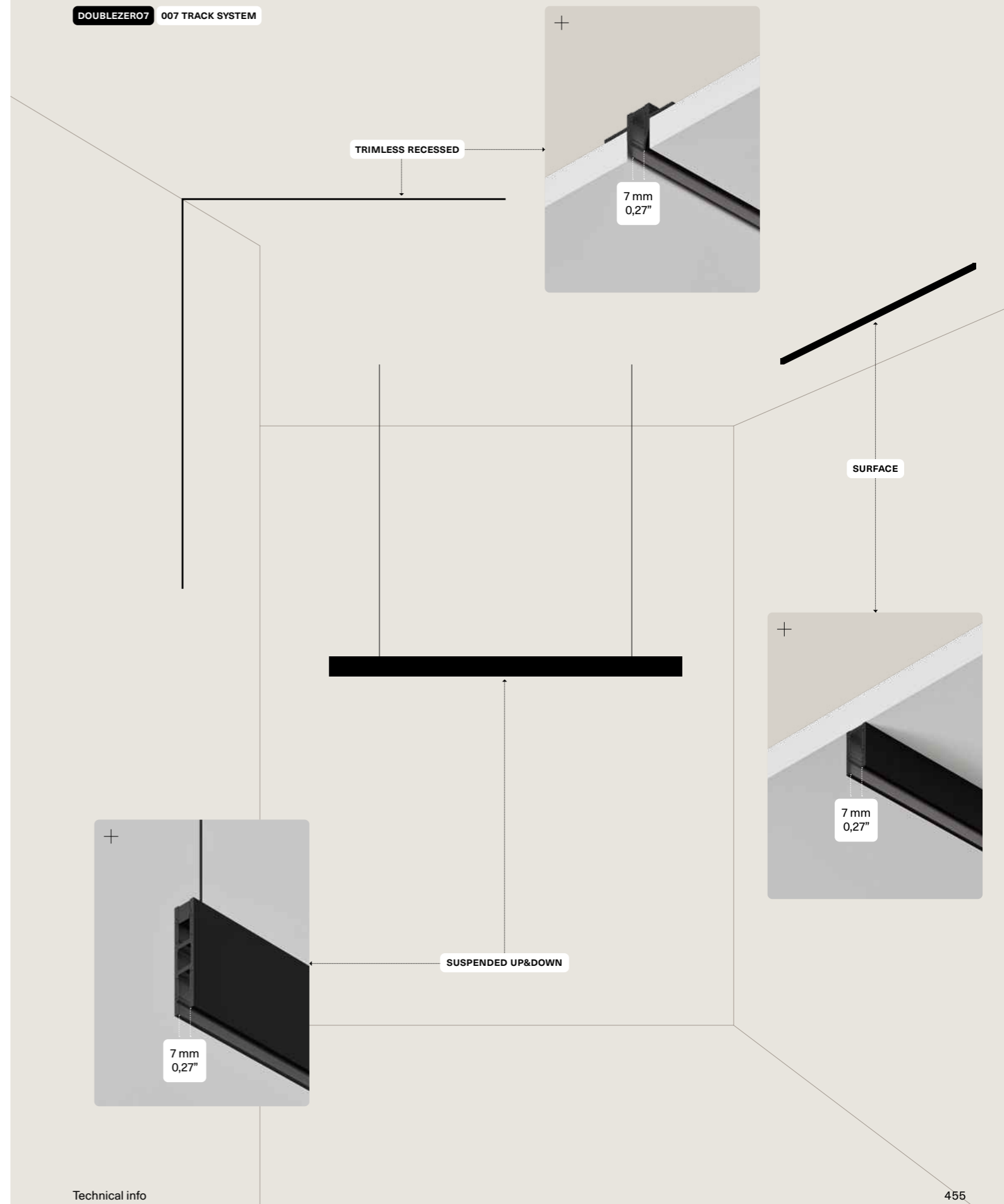
TRIMLESS RECESSED




SUSPENDED UP&DOWN



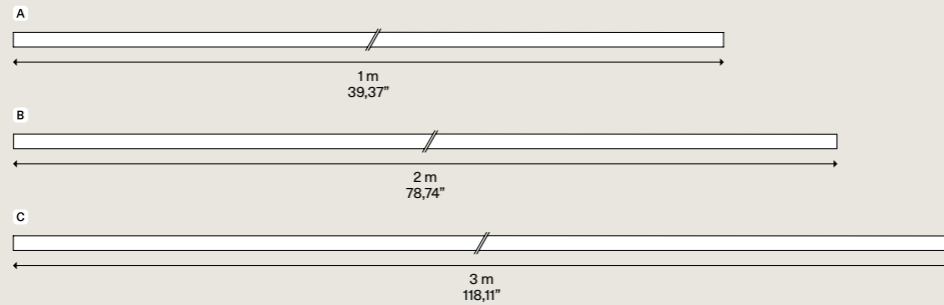
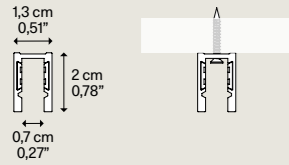
DOUBLEZERO7 007 TRACK SYSTEM



Surface Profile




Description Descrizione	Metal structure Montatura in metallo	Track length Lunghezza binario	Code Codice
48V track profile for surface mounting, available in three lengths. Aesthetic finishing cover included.	● Extra Matte Black Nero Extra Opaco	A 1 m - 39,37"	T07A100 20
	● Extra Matte Champagne Champagne Extra Opaco		T07A100 45
Profilo a binario 48V per installazione a superficie, disponibile in tre lunghezze. Cover estetica di finitura inclusa.	● Extra Matte Black Nero Extra Opaco	B 2 m - 78,74"	T07A200 20
	● Extra Matte Champagne Champagne Extra Opaco		T07A200 45
	● Extra Matte Black Nero Extra Opaco	C 3 m - 118,11"	T07A300 20
	● Extra Matte Champagne Champagne Extra Opaco		T07A300 45



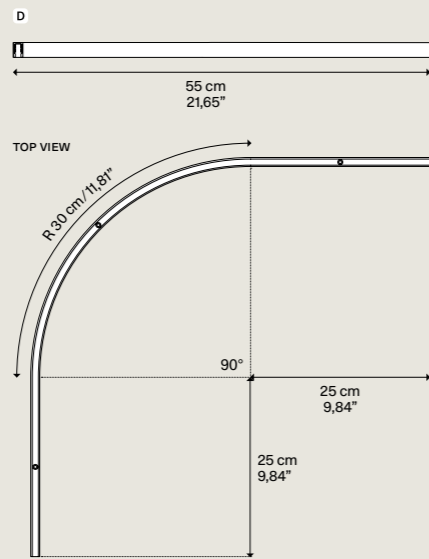
Net weight 280 g/m² / 0,61 lbs/m² | Pack 1 | Colli 1




Surface 90° Curve



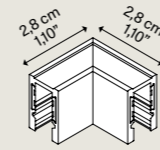
Description Descrizione	Metal structure Montatura in metallo	Track curvature Curvatura binario	Code Codice
90° curved element - 30 cm / 11,81" radius for the Surface track, for creating curves on the same installation plane. Aesthetic finishing cover included.	● Extra Matte Black Nero Extra Opaco	D 90° R30	T07AR30 20
	● Extra Matte Champagne Champagne Extra Opaco		T07AR30 45



Net weight 210 g / 0,46 lbs | Pack 1 | Colli 1



Flat Corner

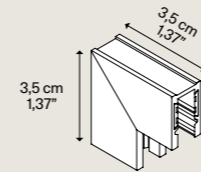


Net weight 10 g / 0,02 lbs | Pack 1 | Colli 1

Description Descrizione	Metal structure Montatura in metallo	Corner Angolo	Code Codice
90° corner element for connecting two Surface track sections on the same plane.	● Extra Matte Black Nero Extra Opaco	IN-PLANE	T07AF90 20
	● Extra Matte Champagne Champagne Extra Opaco		T07AF90 45



Internal Corner

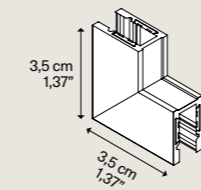


Net weight 10 g / 0,02 lbs | Pack 1 | Colli 1

Description Descrizione	Metal structure Montatura in metallo	Corner Angolo	Code Codice
Internal 90° corner element for connecting two Surface track sections around an inside angle.	● Extra Matte Black Nero Extra Opaco	INTERNAL	T07AI90 20
	● Extra Matte Champagne Champagne Extra Opaco		T07AI90 45



External Corner

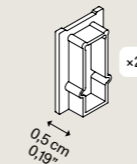


Net weight 10 g / 0,02 lbs | Pack 1 | Colli 1

Description Descrizione	Metal structure Montatura in metallo	Corner Angolo	Code Codice
External 90° corner element for connecting two Surface track sections around an outside angle.	● Extra Matte Black Nero Extra Opaco	EXTERNAL	T07AE90 20
	● Extra Matte Champagne Champagne Extra Opaco		T07AE90 45



End Cap (x2)

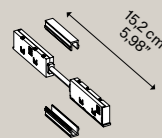


Net weight 5 g / 0,01 lbs | Pack 1 | Colli 1

Description Descrizione	Metal structure Montatura in metallo	Code Codice
End caps (x2) for closing the end of the Surface track.	● Extra Matte Black Nero Extra Opaco	T07AC01 20
Elementi di chiusura (x2) per terminare l'estremità del binario Surface.	● Extra Matte Champagne Champagne Extra Opaco	T07AC01 45



Joint Connector



Net weight	0,15 g	Pack	1
Peso netto	0,03 lbs	Colli	

Description

Electrical connector ensuring power continuity between two track sections, suitable for both linear connections and corner elements.

Connettore elettrico per garantire la continuità dell'alimentazione tra due segmenti di binario, sia in connessioni lineari che negli elementi angolari.

Metal structure

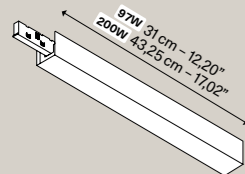
Extra Matte Black
Nero Extra Opaco

Code

T07J001



Driver Box End Feed



Net weight	97W	600 g	Pack	1
Peso netto		1,32 lbs	Colli	
	200W	750 g		
		1,65 lbs		

Description

Box with integrated 48V ON/OFF driver, featuring a single side end-feed connector for powering the track from one end.

Box con driver 48V ON/OFF integrato, dotato di connettore end-feed laterale per alimentare il binario da un'estremità.

Metal structure

Extra Matte Black
Nero Extra Opaco

Extra Matte Champagne
Champagne Extra Opaco

Extra Matte Black
Nero Extra Opaco

Extra Matte Champagne
Champagne Extra Opaco

Power

96 w

200 w


Code

T07AD01 2000

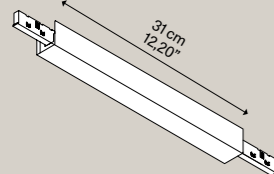
T07AD01 4500

T07AD02 2000

T07AD02 4500



Driver Box Central Feed



Net weight	600 g	Pack	1
Peso netto	1,32 lbs	Colli	

Description

48V ON/OFF driver box with dual side connectors for powering the track from a central point in both directions.

Box con driver 48V ON/OFF integrato, con doppio connettore laterale per alimentare il binario da un punto centrale in entrambe le direzioni.

Metal structure

Extra Matte Black
Nero Extra Opaco

Extra Matte Champagne
Champagne Extra Opaco


Power

96 w

Code

T07AD03 2000

T07AD03 4500



48V ON/OFF Driver for Remote installation

Net weight	97W	160 g	Pack	1
Peso netto		0,35 lbs	Colli	
	200W	320 g		
		0,70 lbs		

Description

48V ON/OFF driver for remote installation, powering the track up to a total load of 96W or 200W.

Driver 48V ON/OFF per installazione remota, che alimenta il binario fino a un carico totale di 96W o 200W.

Metal structure

Extra Matte Black
Nero Extra Opaco

Extra Matte Black
Nero Extra Opaco

Power


96 w

200 w

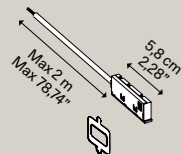
Code

T07ED01 00

T07ED02 00



Feed Connector for Remote-Driver installation



Net weight	100 g	Pack	1
Peso netto	0,22 lbs	Colli	

Description

Electrical connector for powering the track from one end in remote-driver installations and for connecting a DALI BUS. Includes an installation key for the Trimless Recessed profile.

Connettore elettrico per alimentare il binario da un'estremità nelle installazioni con driver remoto e per collegare un bus DALI. Include una chiave di installazione per il profilo Trimless Recessed.

Metal structure

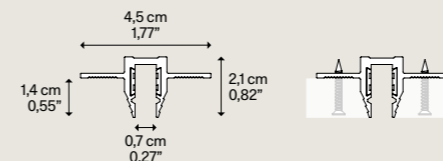
Extra Matte Black
Nero Extra Opaco

Code

T07J002



Trimless Recessed Profile



Net weight	500 g/m ²	Pack	1
Peso netto	1,10 lbs/m ²	Colli	

Description

48V trimless recessed track profile, available in three lengths. Aesthetic finishing cover included. Protective cover and aesthetic finishing cover included.

Profilo a binario 48V in installazione ad incasso trimless, disponibile in tre lunghezze. Cover protettiva e cover estetica di finitura incluse.

Metal structure

Extra Matte Black
Nero Extra Opaco

Extra Matte Black
Nero Extra Opaco

Extra Matte Black
Nero Extra Opaco

Track length

A 1 m - 39,37"

B 2 m - 78,74"

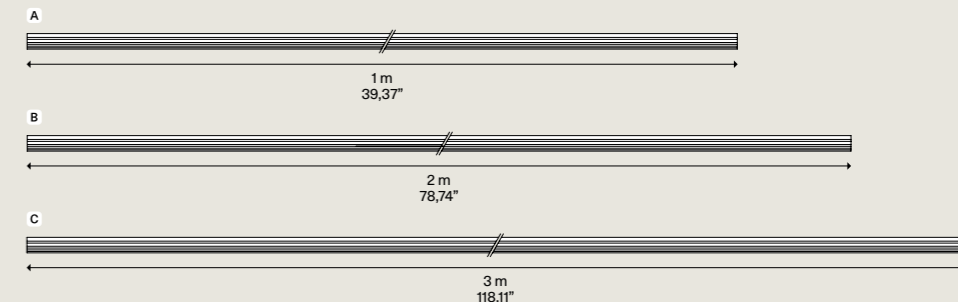
C 3 m - 118,11"

Code

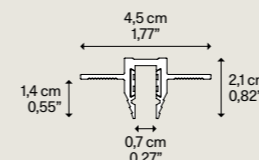

T07E100 20

T07E200 20

T07E300 20



Trimless Recessed 90° Curve



Net weight	375 g	Pack	1
Peso netto	0,82 lbs	Colli	

Description

90° curved element - 30 cm / 11,81" radius for the Trimless Recessed track, for creating curves on the same installation plane. Protective cover and aesthetic finishing cover included.

Elemento curvo a 90° - raggio 30 cm / 11,81" per il binario Trimless Recessed, per realizzare curve sullo stesso piano di installazione. Cover protettiva e cover estetica di finitura incluse.

Metal structure

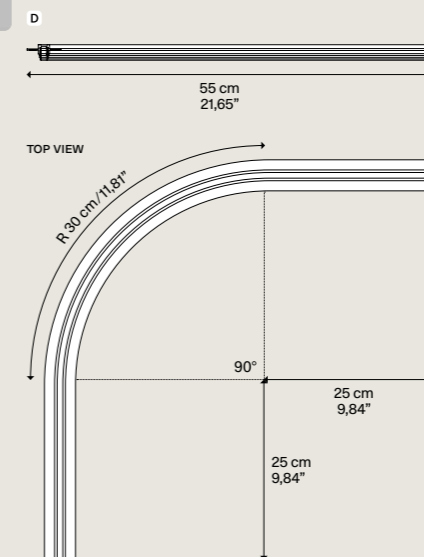
Extra Matte Black
Nero Extra Opaco

Track curvature

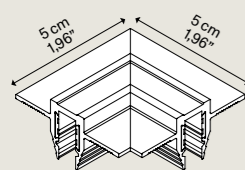
D 90° R30

Code

T07ER30 20



Flat Corner



Net weight 20 g / 0,04 lbs
Pack Colli 1

Description Descrizione

90° corner element for connecting two Trimless Recessed track sections on the same plane.

Elemento angolare a 90° per collegare due segmenti di binario Trimless Recessed sullo stesso piano.

Metal structure Montatura in metallo

● Extra Matte Black
Nero Extra Opaco

Corner Angolo

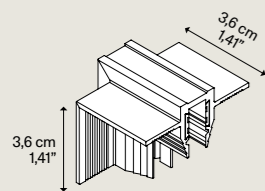
IN-PLANE

Code Codice

T07EF90 20



Internal Corner



Net weight 20 g / 0,04 lbs
Pack Colli 1

Description Descrizione

Internal 90° corner element for connecting two Trimless Recessed track sections around an inside angle.

Elemento angolare interno a 90° per collegare due segmenti di binario Trimless Recessed in un angolo rientrante.

Metal structure Montatura in metallo

● Extra Matte Black
Nero Extra Opaco

Corner Angolo

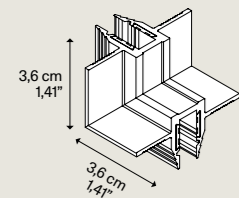
INTERNAL

Code Codice

T07EI90 20



External Corner



Net weight 20 g / 0,04 lbs
Pack Colli 1

Description Descrizione

External 90° corner element for connecting two Trimless Recessed track sections around an outside angle.

Elemento angolare esterno a 90° per collegare due segmenti di binario Trimless Recessed in un angolo sporgente.

Metal structure Montatura in metallo

● Extra Matte Black
Nero Extra Opaco

Corner Angolo

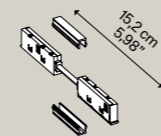
EXTERNAL

Code Codice

T07EE90 20



Joint Connector



Net weight 0,15 g / 0,03 lbs
Pack Colli 1

Description Descrizione

Electrical connector ensuring power continuity between two track sections, suitable for both linear connections and corner elements.

Connettore elettrico per garantire la continuità dell'alimentazione tra due segmenti di binario, sia in connessioni lineari che negli elementi angolari.

Metal structure Montatura in metallo

● Extra Matte Black
Nero Extra Opaco

Code Codice

T07J001



48V ON/OFF Driver for Remote installation

Net weight	97W	160 g	Pack	1
Peso netto		0,35 lbs	Colli	
	200W	320 g		
		0,70 lbs		

Description Descrizione

48V ON/OFF driver for remote installation, powering the track up to a total load of 96W or 200W.

Driver 48V ON/OFF per installazione remota, che alimenta il binario fino a un carico totale di 96W o 200W.

Metal structure Montatura in metallo

● Extra Matte Black
Nero Extra Opaco

Power Potenza

96 w

Code Codice

T07ED01 00

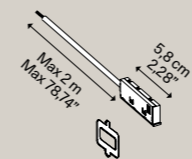
● Extra Matte Black
Nero Extra Opaco

200 w

T07ED02 00



Feed Connector for Remote-Driver installation



Net weight 100 g / 0,22 lbs
Pack Colli 1

Description Descrizione

Electrical connector for powering the track from one end in remote-driver installations and for connecting a DALI BUS. Includes an installation key for the Trimless Recessed profile.

Connettore elettrico per alimentare il binario da un'estremità nelle installazioni con driver remoto e per collegare un bus DALI. Include una chiave di installazione per il profilo Trimless Recessed.

Metal structure Montatura in metallo


● Extra Matte Black
Nero Extra Opaco

Code Codice

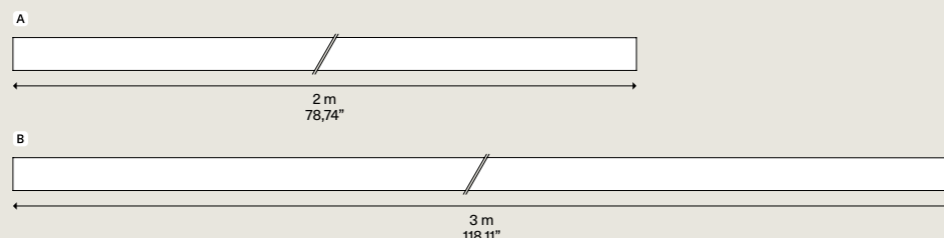
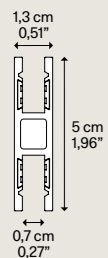
T07J002



Suspended UP&DOWN Profile



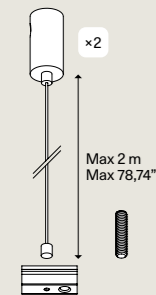
Description Descrizione	Metal structure Montatura in metallo	Track length Lunghezza binario	Code Codice
48V suspended track profile with dual emission (UP & DOWN), available in two lengths. Aesthetic finishing cover included.	● Extra Matte Black Nero Extra Opaco	A 2 m - 78,74"	T07H200 20
	● Extra Matte Champagne Champagne Extra Opaco		T07H200 45
Profilo a binario 48V sospeso a doppia emissione (UP & DOWN), disponibile in due lunghezze. Cover estetica di finitura inclusa.	● Extra Matte Black Nero Extra Opaco	C 3 m - 118,11"	T07H300 20
	● Extra Matte Champagne Champagne Extra Opaco		T07H300 45



Net weight 650 g/m² / 1,43 lbs/m² | Pack Colli 1



Suspension Kit (x2)

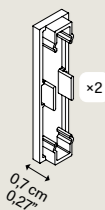


Description Descrizione	Metal structure Montatura in metallo	Code Codice
Suspension Kit (x2) - max 2 m - 78,74".	● Extra Matte Black Nero Extra Opaco	T07HK01 20
Suspension Kit (x2) - max 2 m - 78,74".	● Extra Matte Champagne Champagne Extra Opaco	

Net weight 50 g / 0,11 lbs | Pack Colli 1



End Cap (x2)

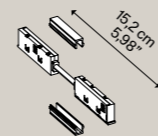


Description Descrizione	Metal structure Montatura in metallo	Code Codice
End caps (x2) for closing the end of the Suspended track.	● Extra Matte Black Nero Extra Opaco	T07HC01 20
Elementi di chiusura (x2) per terminare l'estremità del binario Suspended.	● Extra Matte Champagne Champagne Extra Opaco	T07HC01 45

Net weight 8 g / 0,01 lbs | Pack Colli 1



Joint Connector

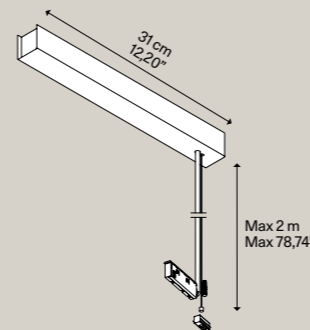


Net weight 0,15 g / 0,03 lbs | Pack Colli 1

Description Descrizione	Metal structure Montatura in metallo	Code Codice
Electrical connector ensuring power continuity between two track sections, suitable for both linear connections and corner elements.	● Extra Matte Black Nero Extra Opaco	T07J001
Connettore elettrico per garantire la continuità dell'alimentazione tra due segmenti di binario, sia in connessioni lineari che negli elementi angolari.		



Driver Box - Suspended



Net weight 800 g / 1,76 lbs | Pack Colli 1

Description Descrizione	Metal structure Montatura in metallo	Power Potenza	Code Codice
Box with integrated 48V ON/OFF driver, featuring a 2 m power cable with an End Feed Connector for supplying power to the suspended track from above.	● Extra Matte Black Nero Extra Opaco	96 w	T07HD01 2000
Box con driver 48V ON/OFF integrato, dotato di un cavo di alimentazione da 2 m con Connettore End Feed per alimentare il binario sospeso dalla parte superiore.	● Extra Matte Champagne Champagne Extra Opaco		T07HD01 4500



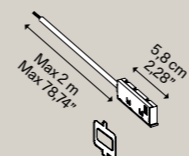
48V ON/OFF Driver for Remote installation

Net weight Peso netto	97W 160 g 0,35 lbs	200W 320 g 0,70 lbs	Pack Colli	1
--------------------------	--------------------------	---------------------------	------------	---

Description Descrizione	Metal structure Montatura in metallo	Power Potenza	Code Codice
48V ON/OFF driver for remote installation, powering the track up to a total load of 96W or 200W.	● Extra Matte Black Nero Extra Opaco	96 w	T07ED01 00
Driver 48V ON/OFF per installazione remota, che alimenta il binario fino a un carico totale di 96W o 200W.	● Extra Matte Black Nero Extra Opaco	200 w	T07ED02 00



Feed Connector for Remote-Driver installation



Net weight 100 g / 0,22 lbs | Pack Colli 1

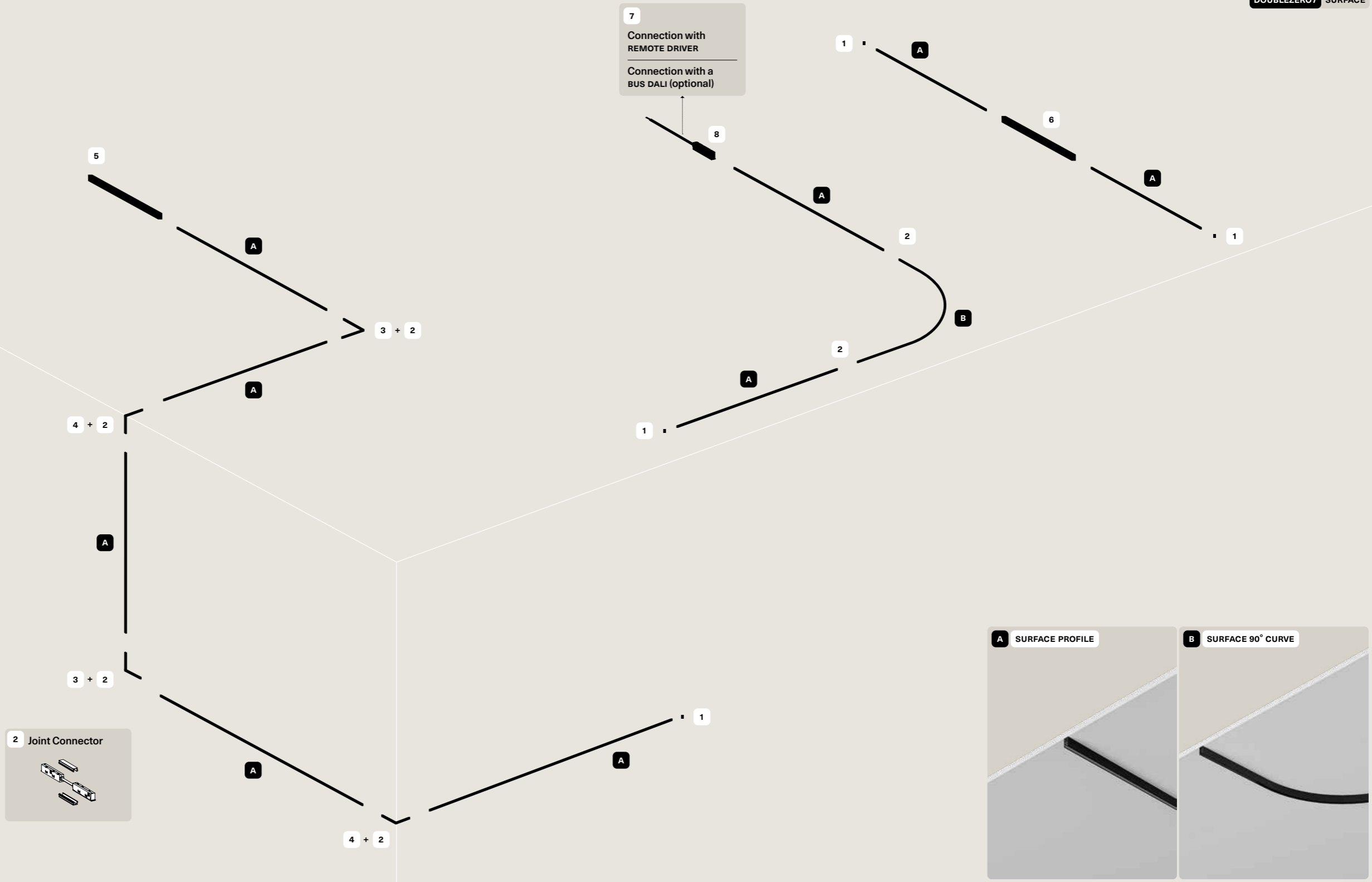
Description Descrizione	Metal structure Montatura in metallo	Code Codice
Electrical connector for powering the track from one end in remote-driver installations and for connecting a DALI BUS. Includes an installation key for the Trimless Recessed profile.	● Extra Matte Black Nero Extra Opaco	T07J002
Connettore elettrico per alimentare il binario da un'estremità nelle installazioni con driver remoto e per collegare un bus DALI. Include una chiave di installazione per il profilo Trimless Recessed.		



DOUBLEZERO7 Surface

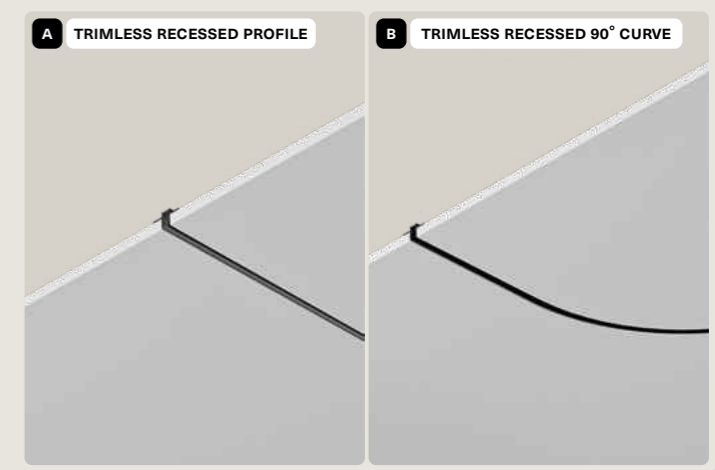
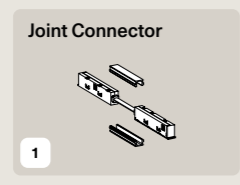
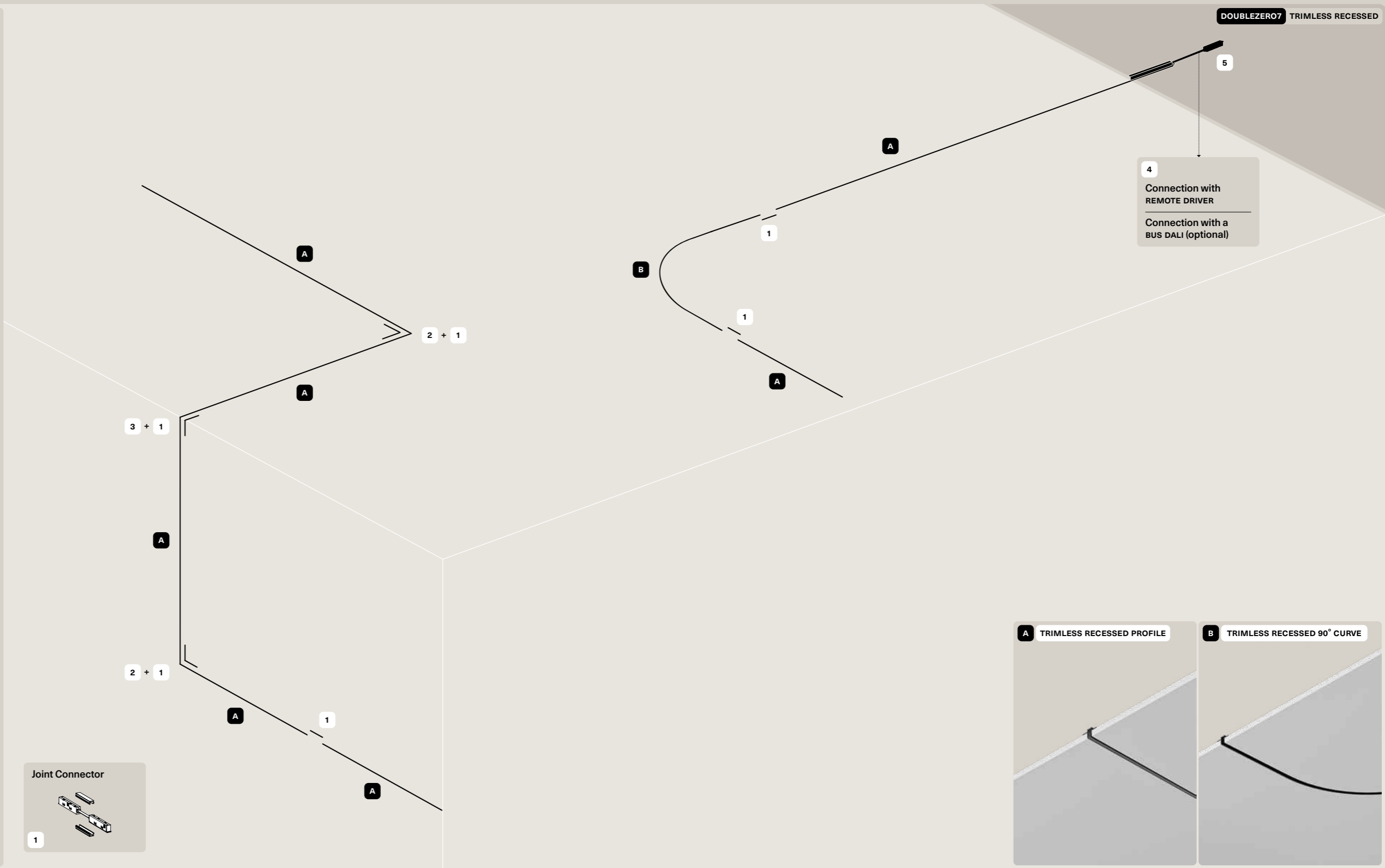
DOUBLEZERO7 SURFACE

A Surface Profile	P. 456
B Surface 90° Curve	P. 456
1 End Cap	P. 457
2 Joint Connector	P. 458
3 Flat Corner	P. 457
4 Internal Corner	P. 457
5 Driver Box End Feed	P. 458
6 Driver Box Central Feed	P. 458
7 48V ON/OFF Driver	P. 458
8 Feed Connector	P. 458



DOUBLEZERO7 Trimless Recessed

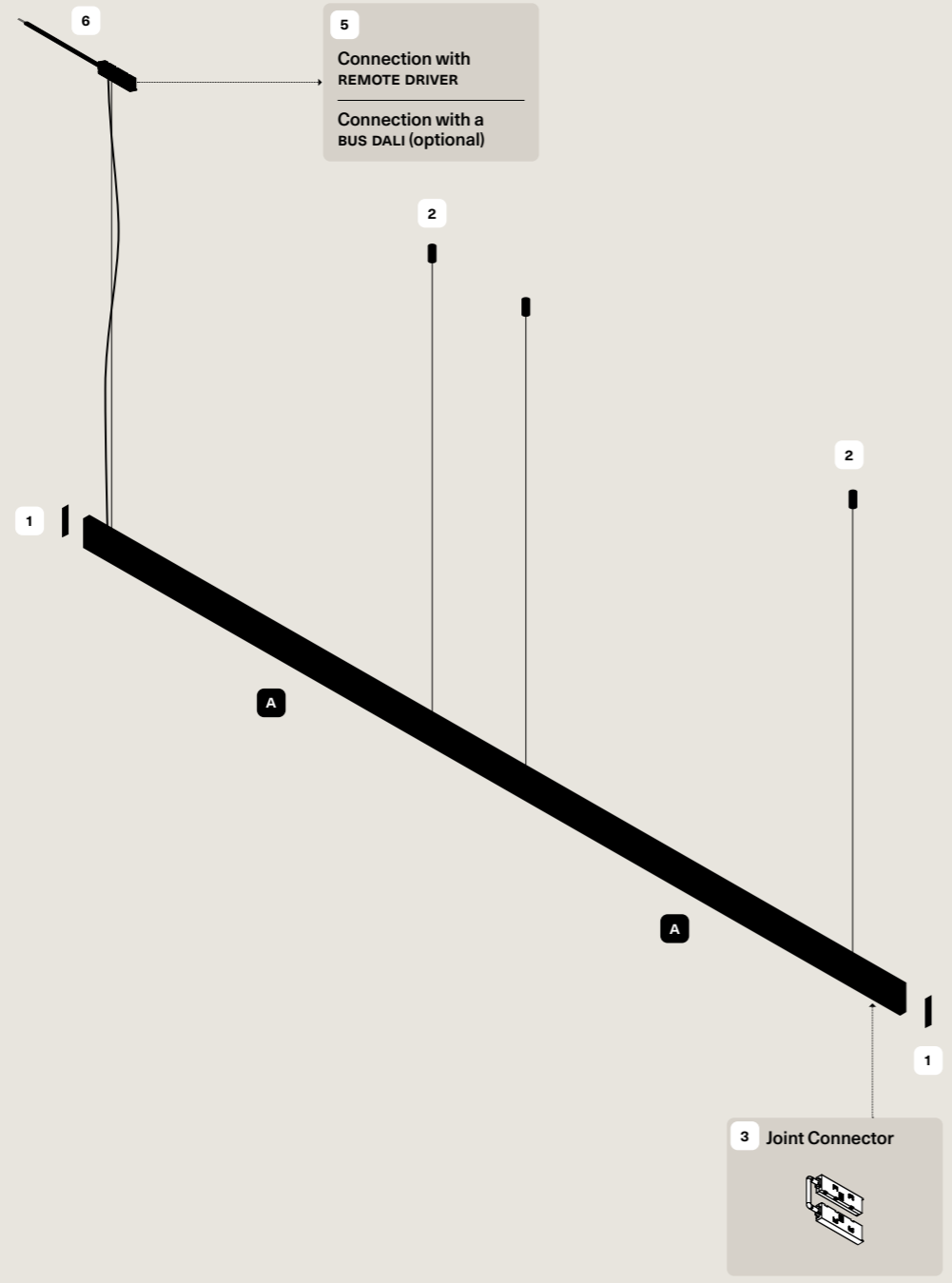
A	Trimless Recessed Profile	P. 459
B	Trimless Recessed 90° Curve	P. 459
1	Joint Connector	P. 461
2	Flat Corner	P. 460
3	Internal Corner	P. 460
4	48V ON/OFF Driver	P. 461
5	Feed Connector	P. 461



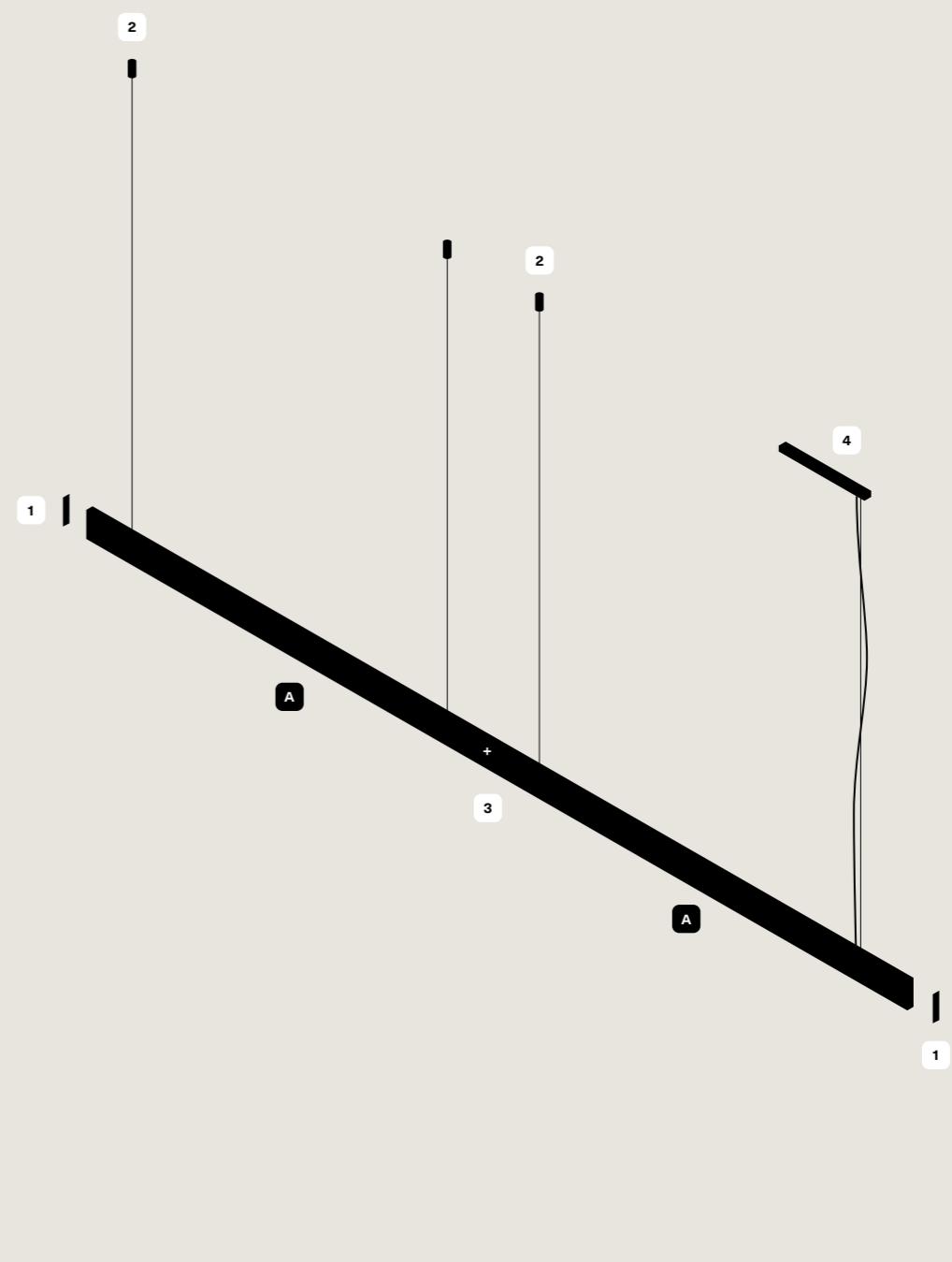
DOUBLEZERO7 Suspended UP&DOWN

A	Suspended UP&DOWN Profile	P. 462
1	End Cap	P. 462
2	Suspension Kit	P. 462
3	Joint Connector	P. 463
4	Driver Box - Suspended	P. 463
5	48V ON/OFF Driver	P. 463
6	Feed Connector	P. 463


Up&Down Emission Doppia Emissione



Mono (Down) Emission Mono Emissione



DOUBLEZERO7 SUSPENDED UP&DOWN



DOUBLEZERO7^{NEW} Track Light Modules

CLUSTER CLIP



Bambi SPOTLIGHT




Solitaire WALLWASHER



Camille GENERAL LIGHT



Severine LIGHT LINE



CATEGORY 007 TRACK LIGHT MODULES **NEW**

DESIGN Lodes, 2026

DOUBLEZERO7

Cluster Clip



Description
Descrizione

Adapter with integrated clip for connecting and installing Lodes Cluster pendants on the track. Compatible lamps are shown in the dedicated section below.

Adattatore con clip integrata per collegare e installare le sospensioni Cluster di Lodes sul binario. Le lampade compatibili sono riportate nella sezione dedicata sotto.

Metal structure
Montatura in metallo

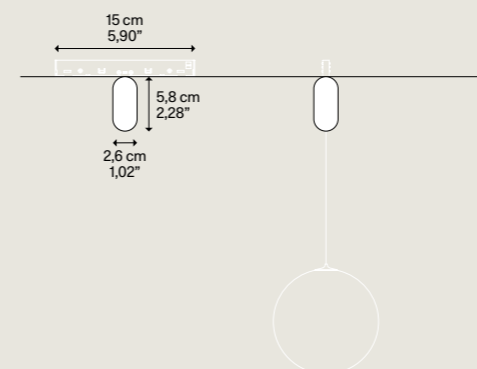
- Extra Matte Black Nero Extra Opaco
- Extra Matte Champagne Champagne Extra Opaco
- Extra Matte Black Nero Extra Opaco
- Extra Matte Champagne Champagne Extra Opaco

Type of dimming
Tipo di dimmerazione

- DALI
- ON/OFF

Code
Codice


- T07001 20
- T07001 45
- T07101 20
- T07101 45



Net weight 65 g / 0,14 lbs | Pack Colli 1



Lodes lamps suitable for DOUBLEZERO7



* Volum cluster suspension on the DOUBLEZERO7 system must use the following bulbs, which have be ordered separately.
Volum sospensione cluster sul sistema DOUBLEZERO7 deve necessariamente utilizzare le seguenti lampadine, da ordinare separatamente.

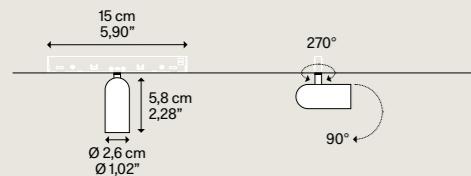
Light source Sorgente luminosa	Lamp Lampada	System Sistema	Pack Colli	Code Codice
E14 5,1 W	2700 K 570 lm CRI 90 MacAdam 3-Step	Volum 14 P. 176	1	LAM-0033
E27 9,1 W	2700 K 960 lm CRI 90 MacAdam 3-Step	Volum 22 P. 176	1	LAM-0034

CATEGORY 007 TRACK LIGHT MODULES **NEW**

DESIGN Lodes, 2026

DOUBLEZERO7

Bambi 26 SPOTLIGHT



Description
Descrizione

Compact 48V spotlight for the DOUBLEZERO7 track system.

Proiettore compatto a 48V per installazione su binario DOUBLEZERO7.

Optics
Ottica

The product is supplied with three interchangeable optics and an integrated honeycomb louvre.

Il prodotto viene fornito con tre ottiche intercambiabili e filtro honeycomb inclusi.

Light source
Sorgente luminosa **A**

LED
2700 K
4 W
512 lm
CRI 90
MacAdam 3-Step

Metal structure
Montatura in metallo

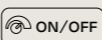
- Extra Matte Black Nero Extra Opaco
- Extra Matte Champagne Champagne Extra Opaco

Type of dimming
Dimmerazione



Code Codice **A** Code Codice **B**
T07061 2027 T07061 2030

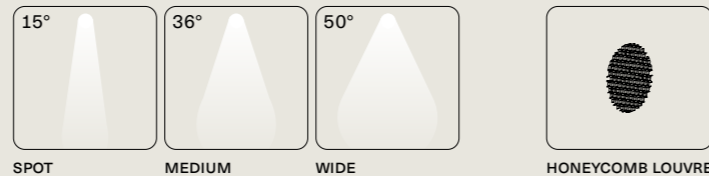
T07061 4527 T07061 4530



T07161 2027 T07161 2030

T07161 4527 T07161 4530

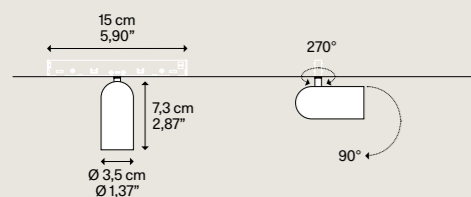
Beam angle
Angolo del fascio



Net weight 60 g / Peso netto 0,13 lbs
Pack Colli 1



Bambi 35 SPOTLIGHT



Description
Descrizione

Compact 48V spotlight for the DOUBLEZERO7 track system.

Proiettore compatto a 48V per installazione su binario DOUBLEZERO7.

Optics
Ottica

The product is supplied with three interchangeable optics and an integrated honeycomb louvre.

Il prodotto viene fornito con tre ottiche intercambiabili e filtro honeycomb inclusi.

Light source
Sorgente luminosa **A**

LED
2700 K
8 W
768 lm
CRI 90
MacAdam 3-Step

Metal structure
Montatura in metallo

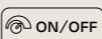
- Extra Matte Black Nero Extra Opaco
- Extra Matte Champagne Champagne Extra Opaco

Type of dimming
Dimmerazione



Code Codice **A** Code Codice **B**
T07062 2027 T07062 2030

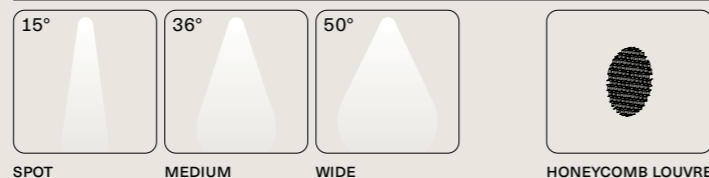
T07062 4527 T07062 4530



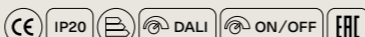
T07162 2027 T07162 2030

T07162 4527 T07162 4530

Beam angle
Angolo del fascio



Net weight 120 g / Peso netto 0,26 lbs
Pack Colli 1

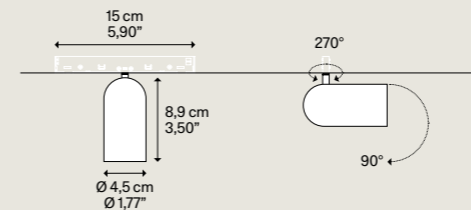


CATEGORY 007 TRACK LIGHT MODULES **NEW**

DESIGN Lodes, 2026

DOUBLEZERO7

Bambi 45 SPOTLIGHT



Description
Descrizione

Compact 48V spotlight for the DOUBLEZERO7 track system.

Proiettore compatto a 48V per installazione su binario DOUBLEZERO7.

Optics
Ottica

The product is supplied with three interchangeable optics and an integrated honeycomb louvre.

Il prodotto viene fornito con tre ottiche intercambiabili e filtro honeycomb inclusi.

Light source
Sorgente luminosa **A**

LED
2700 K
12 W
1340 lm
CRI 90
MacAdam 3-Step

Metal structure
Montatura in metallo


- Extra Matte Black Nero Extra Opaco
- Extra Matte Champagne Champagne Extra Opaco

Type of dimming
Dimmerazione



Code Codice **A** Code Codice **B**
T07063 2027 T07063 2030

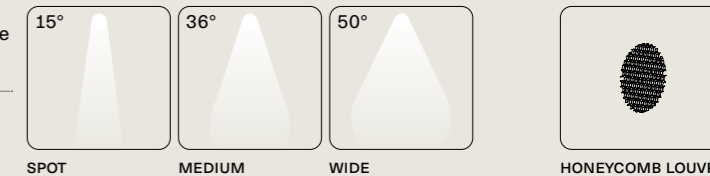
T07063 4527 T07063 4530



T07163 2027 T07163 2030

T07163 4527 T07163 4530

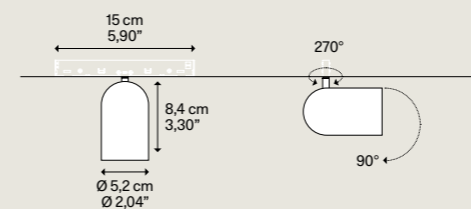
Beam angle
Angolo del fascio



Net weight 220 g / Peso netto 0,48 lbs
Pack Colli 1



Solitaire WALLWASHER



Description
Descrizione

Compact 48V wallwasher spotlight for installation on the DOUBLEZERO7 track system.

Proiettore compatto wallwasher a 48V per installazione su binario DOUBLEZERO7.

Optics
Ottica

The wallwasher optic is designed to provide uniform illumination of walls and vertical surfaces.

L'ottica wallwasher è progettata per garantire un'illuminazione uniforme di pareti e superfici verticali.

Light source
Sorgente luminosa **A**

LED
2700 K
10 W
1970 lm
CRI 90
MacAdam 3-Step

Light source
Sorgente luminosa **B**

LED
3000 K
10 W
2100 lm
CRI 90
MacAdam 3-Step

Metal structure
Montatura in metallo


- Extra Matte Black Nero Extra Opaco
- Extra Matte Champagne Champagne Extra Opaco

Type of dimming
Dimmerazione



Code Codice **A** Code Codice **B**
T07051 2027 T07051 2030


T07051 4527 T07051 4530



T07151 2027 T07151 2030

T07151 4527 T07151 4530

Beam angle
Angolo del fascio



Net weight 260 g / Peso netto 0,57 lbs
Pack Colli 1



CATEGORY 007 TRACK LIGHT MODULES **NEW**

DESIGN Lodes, 2026

DOUBLEZERO7

Camille GENERAL LIGHT




Description
Descrizione

Adjustable 48V general light module with micro-prismatic diffuser for the DOUBLEZERO7 track system.

Modulo orientabile a luce diffusa 48V con diffusore microprismatico, per installazione su binario DOUBLEZERO7.

Beam angle
Angolo del fascio



WIDE

Light source
Sorgente luminosa **A**

LED
2700 K
12 W
1896 lm
CRI 90
MacAdam 3-Step

Light source
Sorgente luminosa **B**

LED
3000 K
12 W
1902 lm
CRI 90
MacAdam 3-Step

Metal structure
Montatura in metallo

- Extra Matte Black Nero Extra Opaco
- Extra Matte Champagne Champagne Extra Opaco
- Extra Matte Black Nero Extra Opaco
- Extra Matte Champagne Champagne Extra Opaco

Type of dimming
Dimmerazione



Code
Codice

A

B

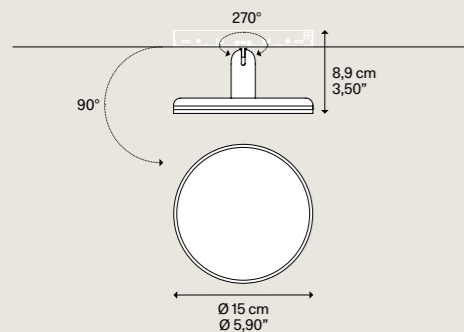
Code
Codice

T07031 2027 T07031 2030

T07031 4527 T07031 4530

T07131 2027 T07131 2030

T07131 4527 T07131 4530



Net weight 360 g / Peso netto 0,79 lbs
Pack Colli 1



Severine 30 LIGHT LINE



Description
Descrizione

48V light line for installation on the DOUBLEZERO7 track system, 30 cm / 11,81" length.

Linea di luce a 48V per installazione su binario DOUBLEZERO7, lunghezza 30 cm / 11,81".


Light source
Sorgente luminosa **A**

LED
2700 K
4 W
532 lm
CRI 90
MacAdam 3-Step

Light source
Sorgente luminosa **B**

LED
3000 K
4 W
544 lm
CRI 90
MacAdam 3-Step

Beam angle
Angolo del fascio



EXTRA WIDE

Metal structure
Montatura in metallo

- Extra Matte Black Nero Extra Opaco
- Extra Matte Black Nero Extra Opaco

Type of dimming
Dimmerazione



Code
Codice

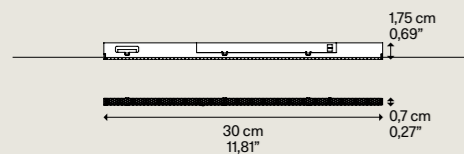
A

B

Code
Codice

T07091 27 T07091 30

T07191 27 T07191 30



Net weight 60 g / Peso netto 0,13 lbs
Pack Colli 1



CATEGORY 007 TRACK LIGHT MODULES **NEW**

DESIGN Lodes, 2026

DOUBLEZERO7

Severine 60 LIGHT LINE



Description
Descrizione

48V light line for installation on the DOUBLEZERO7 track system, 60 cm / 23,62" length.

Linea di luce a 48V per installazione su binario DOUBLEZERO7, lunghezza 60 cm / 23,62".


Light source
Sorgente luminosa **A**

LED
2700 K
8 W
1064 lm
CRI 90
MacAdam 3-Step

Light source
Sorgente luminosa **B**

LED
3000 K
8 W
1088 lm
CRI 90
MacAdam 3-Step

Beam angle
Angolo del fascio



EXTRA WIDE

Metal structure
Montatura in metallo

- Extra Matte Black Nero Extra Opaco
- Extra Matte Black Nero Extra Opaco

Type of dimming
Dimmerazione



Code
Codice

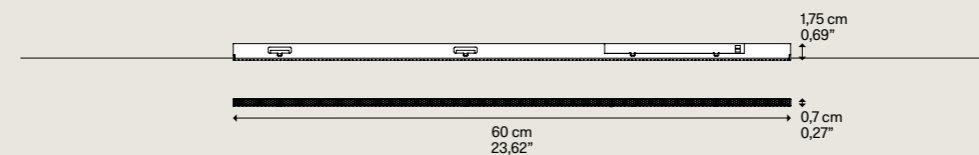
A

B

Code
Codice

T07092 27 T07092 30

T07192 27 T07192 30



Net weight 100 g / Peso netto 0,22 lbs
Pack Colli 1



Severine 90 LIGHT LINE



Description
Descrizione

48V light line for installation on the DOUBLEZERO7 track system, 90 cm / 35,43" length.

Linea di luce a 48V per installazione su binario DOUBLEZERO7, lunghezza 90 cm / 35,43".


Light source
Sorgente luminosa **A**

LED
2700 K
12 W
1596 lm
CRI 90
MacAdam 3-Step

Light source
Sorgente luminosa **B**

LED
3000 K
12 W
1632 lm
CRI 90
MacAdam 3-Step

Beam angle
Angolo del fascio



EXTRA WIDE

Metal structure
Montatura in metallo

- Extra Matte Black Nero Extra Opaco
- Extra Matte Black Nero Extra Opaco

Type of dimming
Dimmerazione



Code
Codice

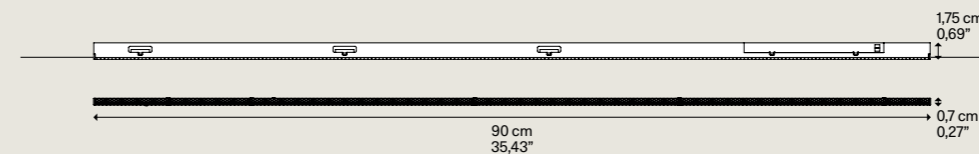
A

B

Code
Codice

T07093 27 T07093 30

T07193 27 T07193 30



Net weight 145 g / Peso netto 0,31 lbs
Pack Colli 1



MAP

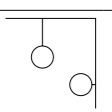
Designed by GECKELER MICHELS

Year 2025

MAP is a ceiling and wall lighting system that redefines the boundaries of traditional modular lighting solutions. Developed in collaboration with the Berlin-based design studio GECKELER MICHELS, it strikes a balance between dynamic aesthetics and advanced lighting performance. The distinctive graphic feature of the design is a fabric tape, stretched between the various modules, which powers the entire system, creating endless compositional possibilities. Like a map that reconfigures spaces and evokes luminous constellations, MAP allows the free positioning of light points, creating rhythms and compositions that illuminate and adorn any environment.

MAP è un sistema di illuminazione a soffitto e parete che ridefinisce i limiti delle tradizionali soluzioni luminose modulari. Nato dalla collaborazione con lo studio berlinese GECKELER MICHELS, bilancia un design dinamico con prestazioni luminose avanzate. Il segno grafico distintivo del progetto è un nastro in tessuto, teso tra i vari moduli, che alimenta l'intero sistema creando infinite possibilità compositive: come una mappa che ridisegna gli spazi e richiama alla mente luminose costellazioni, MAP permette di posizionare liberamente i punti luce creando ritmi e composizioni che illuminano e decorano qualsiasi ambiente.

[Go to the technical info](#) [Click to discover more](#)


MAP COD. 227	CATEGORY		TYPE OF LIGHT	
	System	Sistema	Indirect light Focused light	Luce indiretta Luce focalizzata
				





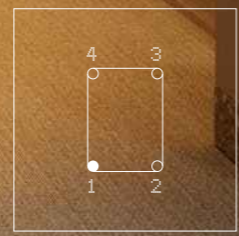
● Starting Point
○ Additional Point
- Tape

×3
×9
×3






● Starting Point × 1
 ○ Additional Point × 3
 — Tape × 1



MAP with Lodes lens, FINISH Matte Black.



● Starting Point
○ Additional Point
— Tape





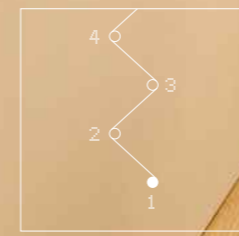

MAP, FINISH Natural Brown.



MAP with *Honeycomb*, FINISH Natural Brown.



MAP, FINISH Natural Brown.






- Starting Point x 1
- Additional Point x 3
- Tape x 1

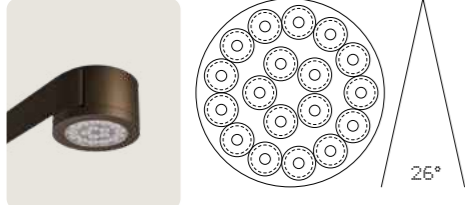
Choose your *light*

MAP adapts naturally to different architectural contexts. The three light distributions – *Medium* optics, *Wide* optics and the *Lodes* lens – and the *Indirect* light option enhance the versatility of the system, allowing space to be shaped by light and define its character with elegance and precision.

MAP si adatta con naturalezza ai diversi contesti architettonici. Le tre distribuzioni luminose – ottica *Medium*, ottica *Wide* e la lente *Lodes* – e l'opzione a luce *Indiretta*, esaltano la versatilità del sistema, permettendo di modellare lo spazio con la luce e di definirne il carattere con eleganza e precisione.



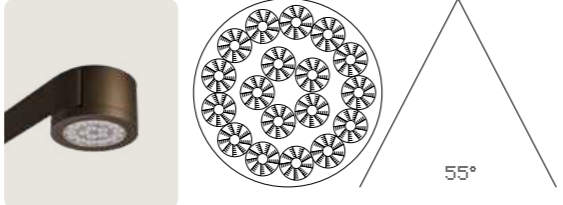
1 Medium optics



Medium 26°

The *Medium Optic* (26°) offers the right balance between definition and softness, creating a precise but unobtrusive light beam. Perfect for highlighting details without visually separating them from the environment.

2 Wide optics

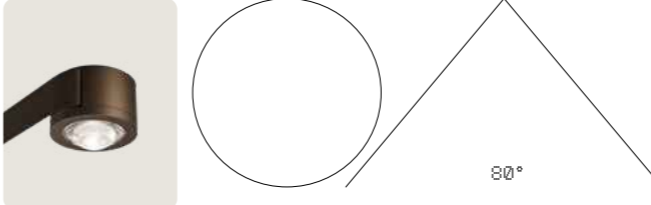


Wide 55°

The *Wide Optic* (55°) spreads the light evenly over a wider area, ensuring intensity and continuity. It minimises sharp shadows and improves visual comfort.

L'*Ottica Wide* (55°) diffonde la luce in modo uniforme su un'area più ampia, garantendo intensità e continuità. Minimizza le ombre nette e migliora il comfort visivo.

3 Lodes lens



Lodes Lens 80°

Lodes' convex lens diffuses an 80° beam, creating a soft, enveloping light that is ideal for uniform, direct general lighting.

La *lente convessa* di *Lodes* diffonde un fascio di 80°, creando una luce morbida e avvolgente, ideale per un'illuminazione generale uniforme e diretta.

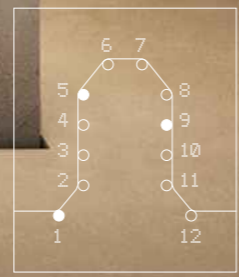
4 Indirect Light



Indirect Light


Indirect Light is achieved through a swivelling screen, which modulates the direction of the beam for even illumination without sharp shadows.

La *luce Indiretta* si ottiene attraverso uno schermo orientabile, che modula la direzione del fascio per un'illuminazione omogenea e senza ombre nette.



● Starting Point
○ Additional Point
— Tape

×3
×9
×3



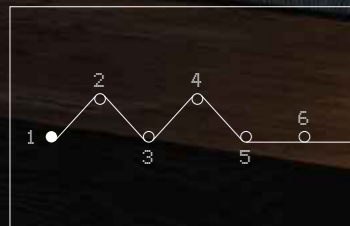
Examples of configuration with MAP.



490 MAP, FINISHES Matte Black, Natural Brown and Extra Matte Champagne.



MAP, FINISH Matte Black.



- Starting Point x 1
- Additional Point x 5
- Tape x 1

MAP, FINISH Natural Brown.



MAP est un système d'éclairage de plafond et mur qui redéfinit les solutions traditionnelles d'éclairage modulaires. Né de la collaboration avec le studio berlinois GECKELER MICHELS, ce système est le juste équilibre entre un design dynamique avec des performances d'éclairage avancées. Le signe graphique distinctif du projet est Tape, un ruban de tissu tendu entre les différents modules, qui alimente l'ensemble du système, créant des possibilités de composition infinies : comme une carte qui remodèle les espaces et évoque des constellations lumineuses, MAP permet de positionner librement les points de lumière en créant des rythmes et des compositions qui éclairent et décoorent tous les styles d'environnement. ● FR

MAP ist ein Decken- und Wandbeleuchtungssystem, das neue Maßstäbe für modulare Beleuchtungslösungen setzt. Entwickelt in Zusammenarbeit mit dem Berliner Studio GECKELER MICHELS, wird dynamisches Design mit fortschrittlicher Lichtleistung in Einklang gebracht. Das unverwechselbare grafische Erscheinungsbild des Projekts ist eine Verbindung der verschiedenen Module durch ein gespanntes Stoffband, Tape, das als formgebendes Element des gesamten Systems dient und unendliche Gestaltungsmöglichkeiten schafft: Wie eine Landkarte, die Räume neu gestaltet und an leuchtende Sternbilder erinnert, ermöglicht MAP die freie Anordnung der Lichtpunkte, wodurch Rhythmen und Kompositionen entstehen, die jeden Raum beleuchten und dekorieren. ● DE

MAP es un sistema de iluminación de techo y pared que redefine los límites de las soluciones de iluminación modulares tradicionales. Fruto de la colaboración con el estudio berlinés GECKELER MICHELS, equilibra un diseño dinámico con un rendimiento luminoso avanzado. El signo gráfico distintivo del proyecto es una cinta (Tape) de tela, tensada entre los distintos módulos, que alimenta todo el sistema y crea infinitas posibilidades compositivas: como un mapa que rediseña los espacios y evoca constelaciones luminosas, MAP permite colocar libremente los puntos de luz, creando ritmos y composiciones que iluminan y decoran cualquier ambiente. ● ES

MAP – это потолочная и настенная осветительная система, переосмысливающая границы традиционных модульных световых решений. Разработанная в сотрудничестве с берлинской студией GECKELER MICHELS, она сочетает в себе динамичный дизайн и современные светотехнические характеристики. Отличительным графическим элементом проекта является текстильная Tape, натянутая между различными модулями, питающая всю систему, создавая бесконечные композиционные возможности: подобно карте, которая изменяет пространства и вызывает в памяти светящиеся созвездия, MAP позволяет свободно располагать световые точки, создавая ритмы и композиции, которые освещают и украшают любую среду. ● RU

MAP是一款天花板和墙壁照明系统，克服了传统模块化照明解决方案的局限性。诞生在与坐标柏林的GECKELER MICHELS设计工作室的合作基础上，它在动态设计与先进照明性能之间取得了平衡。该项目的特色图形标志是一条拉伸于各个模块之间的布带，它为整个系统提供动力，以便赋予无限的组构可能性：就像一张重绘空间并让人联想到明亮星座的地图一样，MAP允许您自由定位光点，从而创造出可照亮并装饰任何环境的速率与组构。● ZH

MAP Starting and Additional Point




MAP Starting and Additional Point



MAP Connection Point




MAP Tape



MAP Ceiling Bracket

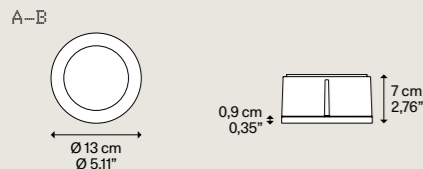


MAP Corner Bracket

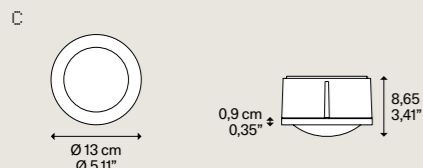


CATEGORY **CEILING LAMP** WALL LAMP

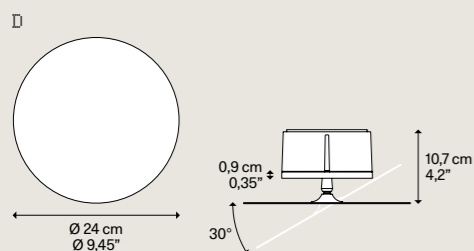
MAP Starting Point TRIAC



Net weight 0,90 kg / 1,98 lbs
Pack Colli 3



Net weight 1,02 kg / 2,24 lbs
Pack Colli 2



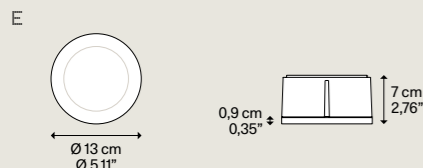
Net weight 1,50 kg / 3,30 lbs
Pack Colli 2

Light source Sorgente luminosa

LED Turnable White 7,5 W
2700 K → 900 lm
3000 K → 918 lm
24 V
CRI 90
MacAdam 3-Step

Built-in TRIAC driver
Driver TRIAC integrato

MAP Connection Point



Net weight 0,90 kg / 1,98 lbs
Pack Colli 1

Energy class
Classe energetica C

DESIGN GECKELER MICHELS, 2025

Description Descrizione	Metal structure Montatura in metallo	Dimming Dimmerazione	Code Codice
Complete the missing field () by entering the code that identifies the type of light and optics/lens.	● Matte Black - 9005 Nero Opaco - 9005		22731 2023
	● Extra Matte Champagne Champagne Extra Opaco	TRIAC	22731 4523
Completa il campo mancante () inserendo il codice che identifica la tipologia di luce e di ottica/lente.	● Natural Brown NCS s 8005-Y50R Testa di Moro NCS s 8005-Y50R		22731 6923

Type of light Tipologia di luce	Optics or lens Ottica o lente	Suggested application Applicazione suggerita	Complete code Completa codice
A	26° MEDIUM OPTICS	CEILING LAMP	ME
	MEDIUM OPTICS + HONEYCOMB	CEILING LAMP	MEH
B	55° WIDE OPTICS	CEILING LAMP	EW
	WIDE OPTICS + HONEYCOMB	CEILING LAMP	EWH
C	80° LODES LENS	CEILING LAMP	UW
D	INDIRECT LIGHT	CEILING LAMP WALL LAMP	IL

► Up to 4 Additional Points can be connected to a single Starting Point, for a total of 5 luminaires (1 × Starting Point TRIAC + max. 4 × Additional Points).

► È possibile collegare fino a 4 Additional Points a un unico Starting Point, per un totale di 5 punti luce (1 × Starting Point TRIAC + max. 4 × Additional Points).

Description Descrizione	Metal structure Montatura in metallo	Dimming Dimmerazione	Code Codice
MAP Starting Point blind, without a light source.	● Matte Black - 9005 Nero Opaco - 9005		22734 2000
E MAP Starting Point cieco, privo di sorgente luminosa.	● Extra Matte Champagne Champagne Extra Opaco	TRIAC	22734 4500
	● Natural Brown NCS s 8005-Y50R Testa di Moro NCS s 8005-Y50R		22734 6900

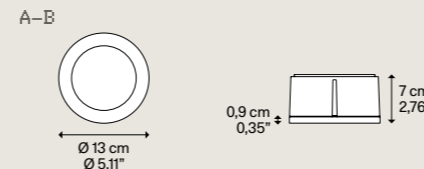
► Up to 5 Additional Points can be connected to a single Connection Point, for a total of 6 units (1 × Connection Point + 5 × Additional Points).
► MAP Connection Point with integrated TRIAC driver.

► È possibile collegare fino a 5 Additional Points a un unico Connection Point, per un totale di 6 elementi (1 × Connection Point + 5 × Additional Points).
► MAP Connection Point con driver TRIAC integrato.

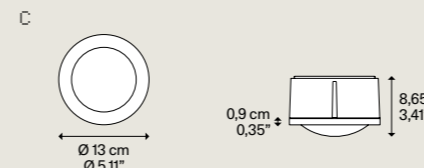
CE IP20 E TRIAC 220-240V E EAC

CATEGORY **CEILING LAMP** WALL LAMP

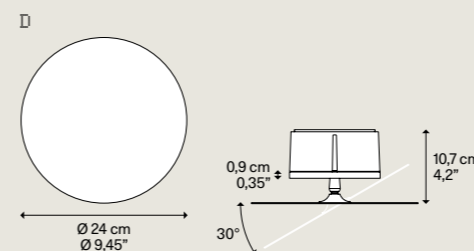
MAP Starting Point DALI



Net weight 1,00 kg / 2,20 lbs
Pack Colli 4



Net weight 1,12 kg / 2,46 lbs
Pack Colli 3



Net weight 1,60 kg / 3,52 lbs
Pack Colli 3

Light source Sorgente luminosa

LED Turnable White 7,5 W
2700 K → 900 lm
3000 K → 918 lm
24 V
CRI 90
MacAdam 3-Step

DALI/PUSH remote driver included*
Driver DALI/PUSH remoto incluso*

Energy class
Classe energetica C

CE IP20 E DALI 220-240V E EAC

DESIGN GECKELER MICHELS, 2025

Description Descrizione	Metal structure Montatura in metallo	Dimming Dimmerazione	Code Codice
Complete the missing field () by entering the code that identifies the type of light and optics/lens.	● Matte Black - 9005 Nero Opaco - 9005		22733 2023
	● Extra Matte Champagne Champagne Extra Opaco	DALI	22733 4523
Completa il campo mancante () inserendo il codice che identifica la tipologia di luce e di ottica/lente.	● Natural Brown NCS s 8005-Y50R Testa di Moro NCS s 8005-Y50R		22733 6923

Type of light Tipologia di luce	Optics or lens Ottica o lente	Suggested application Applicazione suggerita	Complete code Completa codice
A	26° MEDIUM OPTICS	CEILING LAMP	ME
	MEDIUM OPTICS + HONEYCOMB	CEILING LAMP	MEH
B	55° WIDE OPTICS	CEILING LAMP	EW
	WIDE OPTICS + HONEYCOMB	CEILING LAMP	EWH
C	80° LODES LENS	CEILING LAMP	UW
D	INDIRECT LIGHT	CEILING LAMP WALL LAMP	IL

► Up to 7 Additional Points can be connected to a single Starting Point, for a total of 8 luminaires (1 × Starting Point DALI + max. 7 × Additional Points).

► È possibile collegare fino a 7 Additional Points a un unico Starting Point, per un totale di 8 punti luce (1 × Starting Point DALI + max. 7 × Additional Points).

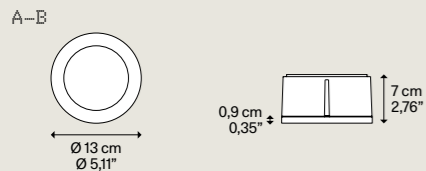
* DALI driver included in the packaging, for remote installation.

Dimension Dimensione	Power Potenza	Input voltage Tensione di ingresso	Output voltage Tensione di uscita
176×45×32 mm 6,93"×1,77"×1,26"	60 W	110-240V AC	24V DC

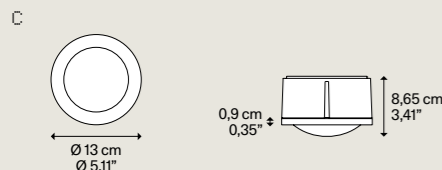
* Driver DALI incluso nella confezione, per installazione remota.

CATEGORY **CEILING LAMP** WALL LAMP

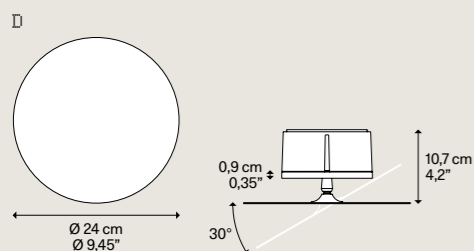
MAP Additional Point



Net weight 0,70 kg
Peso netto 1,54 lbs
Pack Colli 3



Net weight 0,82 kg
Peso netto 1,80 lbs
Pack Colli 2



Net weight 1,30 kg
Peso netto 2,86 lbs
Pack Colli 2

Light source Sorgente luminosa

LED Turnable White
7,5 W
2700 K → 900 lm
3000 K → 918 lm
24 V
CRI 90
MacAdam 3-Step

Energy class C
Classe energetica C

DESIGN GECKELER MICHELS, 2025

Description Descrizione	Metal structure Montatura in metallo	Code Codice
Complete the missing field () by entering the code that identifies the type of light and optics/lens.	● Matte Black - 9005 Nero Opaco - 9005	22732 2023
Completa il campo mancante () inserendo il codice che identifica la tipologia di luce e di ottica / lente.	● Extra Matte Champagne Champagne Extra Opaco	22732 4523
	● Natural Brown NCS s 8005-Y50R Testa di Moro NCS s 8005-Y50R	22732 6923

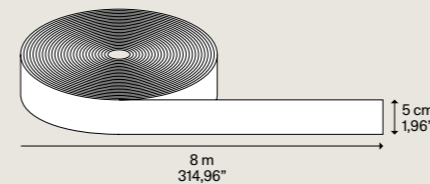
Type of light Tipologia di luce	Optics or lens Ottica o lente	Suggested application Applicazione suggerita	Complete code Completa codice
A	26° MEDIUM OPTICS	CEILING LAMP	ME
	MEDIUM OPTICS + HONEYCOMB	CEILING LAMP	MEH
B	55° WIDE OPTICS	CEILING LAMP	EW
	WIDE OPTICS + HONEYCOMB	CEILING LAMP	EWH
C	80° LODES LENS	CEILING LAMP	UW
D	INDIRECT LIGHT	CEILING LAMP WALL LAMP	IL

► MAP Additional Point operates only when connected to a MAP Starting Point (TRIAC or DALI) or a MAP Connection Point via the MAP Tape.

► MAP Additional Point funziona solo se collegato a un MAP Starting Point (TRIAC o DALI) o a un MAP Connection Point tramite la MAP Tape.



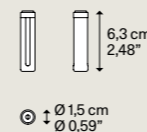
MAP Tape



Net weight 0,45 kg
Peso netto 0,99 lbs
Pack Colli 1

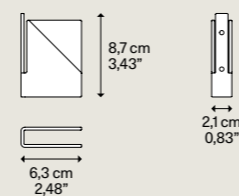
CATEGORY **ACCESSORY**

MAP Ceiling Bracket



Net weight 0,02 kg
Peso netto 0,04 lbs
Pack Colli 1

MAP Corner Bracket



Net weight 0,20 kg
Peso netto 0,44 lbs
Pack Colli 1

DESIGN GECKELER MICHELS, 2025

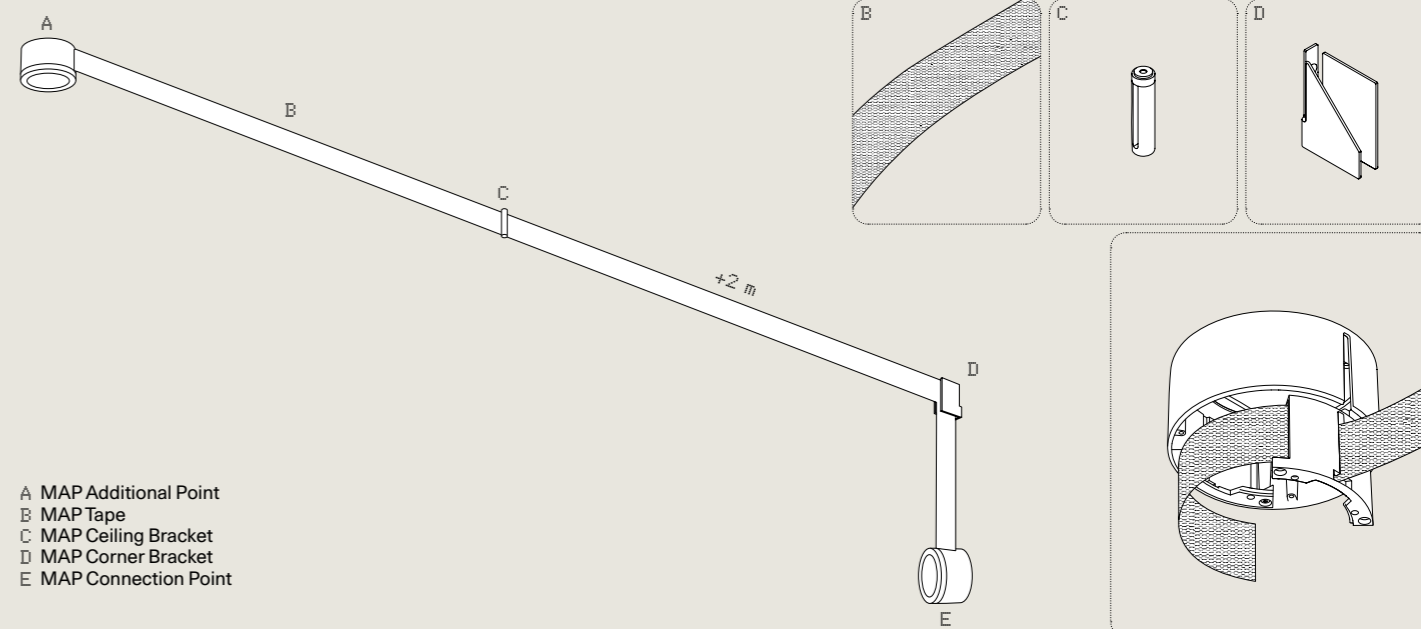
Description Descrizione	Metal structure Montatura in metallo	Code Codice
MAP Tape: tape in 8 m/314,96" reels.	● Matte Black Nero Opaco	22701 20
MAP Tape: nastro in bobine da 8 m/314,96".	● Matte Champagne Champagne Opaco	22701 45
	● Natural Brown Testa di Moro	22701 69



Description Descrizione	Metal structure Montatura in metallo	Code Codice
MAP Ceiling Bracket is an accessory to be applied when the tape exceeds 2 metres in length between lighting points. In the case of wall application, the accessory is to be applied when the tape exceeds 1 m in length between lighting points.	● Matte Black Nero Opaco	22702 20
	● Matte Champagne Champagne Opaco	22702 45
	● Natural Brown Testa di Moro	22702 69



Description Descrizione	Metal structure Montatura in metallo	Code Codice
MAP Corner Bracket is the accessory that allows you to create ceiling-to-wall corners while keeping the tape securely in place.	● Matte Black Nero Opaco	22704 20
	● Matte Champagne Champagne Opaco	22704 45
	● Natural Brown Testa di Moro	22704 69



A MAP Additional Point
B MAP Tape
C MAP Ceiling Bracket
D MAP Corner Bracket
E MAP Connection Point

